

WINTER 2023

KALAMAZOO INSTITUTE OF ARTS

Sightlines



KALAMAZOO INSTITUTE OF ARTS

314 S. Park Street
Kalamazoo, MI 49007
269-349-7775
museum@kiarts.org

EXECUTIVE DIRECTOR
Belinda A. Tate

**2022-2023 BOARD OF DIRECTORS
EXECUTIVE COMMITTEE**

William U. Parfet, President
Perry Wolfe, First Vice President
Danielle Mason Anderson, Second Vice President
Sabrina Pritchett-Evans, Treasurer
Lori Knapp, Secretary
Jack Michael, Past President
Bjorn Green, At-Large Member

BOARD MEMBERS

Danielle Mason Anderson, Mary Byerly,
Dr. Cheryl Dickson, Angela Graham, Bjorn
Green, Deanne Hartman, Dr. Keith Kenter,
Lori Knapp, James Liggins, Jr., India Manns,
Jack Michael, Mike Ouding, William U. Parfet,
Caroline Pavone, Sabrina Pritchett-Evans,
Phillip Repp, David M. Thoms, Thomas Turner,
Dr. L. Marshall Washington, Jamie Williams,
Perry Wolfe

The Kalamazoo Institute of Arts
is accredited by
the American Alliance of Museums



Generous support to the KIA provided by:



COVER IMAGE CREDIT:

Olga Albizu (*Untitled*, 1965
Oil on canvas. Collection of the
Kalamazoo Institute of Arts;
purchased in memory of David
and Muriel Gregg through the
generosity of their estate.

Greetings Friends,

Greetings friends,

At this time of year, I am reminded of all the things I am grateful for, and like many of you, I enjoy participating in rich traditions to express my gratitude with those around me. One of my favorite traditions is drawing near: the Kirk Newman Art School Holiday Sale. This three-day annual event supports independent artists in our communities and offers the opportunity to purchase handmade, local gifts thoughtfully selected for friends, family members, neighbors, colleagues, and even ourselves. Giving a one-of-kind gift carries special meaning that lasts forever.



At the KIA, we are thankful for the opportunity to welcome new staff members in expanded roles across several departments. These new team members bring a great wealth of experience and insight into our community and programs, and they are already having an impact on our ability to deliver for many audiences. I am equally grateful for our new board members this year: Mary Byerly, Lori Knapp, and India Manns, each of whom brings incredible leadership and enthusiasm to drive our mission forward. I hope you will assist me in welcoming these individuals to the team and sharing with them everything that is special about the KIA.

Remember to enjoy *Unmasking Masculinity for the 21st Century* through December 29, 2022. This exhibition speaks to a wide range of expressions of masculinity from diverse artists of all genders in the 20th and 21st century. It presents ideas that are meaningful and relevant to our everyday lives, regardless of gender identity. In celebration of this exhibition, the KIA is hosting community conversations, artist performances and lectures, gallery tours, and in-gallery response stations for visitors and members to interact with the themes they encounter and share their own understanding of masculinity and manhood across genders.

As ever, we are grateful for your support of our vision that the arts are for everyone. Please continue to keep the KIA in your traditions this holiday season, visit the galleries, attend an engaging educational program onsite or online, or enroll in a class in the School. I hope you will agree: there is much to be thankful for this season at the KIA.

Best,

Belinda Tate

Welcome New Board Members

New and returning KIA Board Members and Board President Bill Parfet were elected at the September 20 Annual Meeting.



Mary Byerly
Stryker



Lori Knapp
Portage City Councilmember



India Manns
Community Advocate



Hand-Dyed treasures found in The Gallery Shop

INSIDE

04 NEWS & NOTES

Education is a Buzz

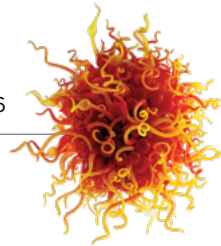
Sunday Tours

KNAS Holiday Art Sale

The Gift of Art

Q & A with Larry Ossei-Mensah

pg 6



'Tis the Season to Give to the Annual Fund

09 EXHIBITIONS

Art, Music, and Feminism in the 1950s

Captive Beauties: Depictions of Women in Late Imperial China

Unmasking Masculinity for the 21st Century

What is Going On in This Picture?

Expressions in Paper and Clay

pg 10



Unmasking Masculinity catalog available in the Gallery Shop in December

14 PROGRAMS

ARTbreaks

pg 16

ARTful Evenings

Unmasking Masculinity Events

Book Discussions

Art Detectives



In the Gallery with Jordan Eagles December 1

20 KIRK NEWMAN ART SCHOOL

Holiday Art Sale

The Art School offers online and on-site classes from ceramics and jewelry to printmaking and photography. Full semester and one- and two-day workshops are available.

pg 5



Plan to shop the Holiday Art Sale November 17-19

CONNECT WITH US:



KalamazooInstituteOfArts



kalamazooinstituteofarts



KzooInstArts



KzooInstituteOfArts



kalamazooinstituteofarts

STAY INFORMED!

Sign up for our weekly digital newsletter @KIArts.org.

KIA Main Number: 269-349-7775



Education is a Buzz



Pictured (left to right): Front – Stephanie Gillespie, Charity Brown, Marlene Rivera Flores. Back – Lila Hauge-Stoffel, Patrice Ott, Trish Waldschlager, Alexis Stubelt, Geoff Grambau, Michelle Tombro Tracy, Sue Springgate, Charles Livingston. Not pictured: Amy Hohler, Michelle Philpo-Denney, and Jessica Zwalua

Welcome New Docents

Fourteen community members are currently training to share the KIA's stellar collections and exhibitions with visitors. The new docents are learning art history, art processes, and touring and engagement techniques for youth and adults. Docents are among the KIA's most dedicated and hard-working volunteers, advancing our mission to inspire the community through the arts.



Welcome Miriam

Miriam Hahn Thomas joins the staff of the KIA as Assistant Curator of Adult Programs in the Department of Museum Education. A native of Dearing, GA, Miriam has a Ph.D. in Theatre and a background in fine and performing arts education, programming, and administration. She enjoys acting, reading and writing fiction, hiking and exploring, and spending time with family and friends.

DON'T FORGET:
Double Discount Days in The Gallery Shop
November 15 – 19

Tuesday & Wednesday, 11 am to 5 pm
Thursday & Friday, 11 am to 8 pm
Saturday, 9 am to 5 pm

Sunday tours

Exceptional docent-guided gallery tours are back on Sundays at 1:30 pm. Gain a fresh perspective on selected artworks, new exhibitions, or reengage your excitement around the permanent collection. Tours are included with admission; no advanced reservations are required.

Dates and topics below:

November 6

*Unmasking Masculinity
for the 21st Century*

November 13

Captive Beauties

November 20

VTS - Learning to Look*

November 27

*Unmasking Masculinity
for the 21st Century*

December 4

Unveiling American Genius

December 11

*Unmasking Masculinity
for the 21st Century*

December 18

*Unmasking Masculinity
for the 21st Century*

January 8

VTS - Learning to Look*

January 15

Captive Beauties

January 22

VTS - Learning to Look*

January 29

Unveiling American Genius

**VTS - Visual Thinking Strategies*



Three Days of Holiday Cheer

Get Ready for the Kirk Newman Art School Holiday Art Sale!

Celebrate the 49th annual Holiday Art Sale, bringing together the students and faculty of the Kirk Newman Art School for an extraordinary shopping experience.

Shop original works by accomplished local artists to find one-of-a-kind creations that make the perfect gifts.

A portion of every purchase at the fundraiser supports KNAS programs and directly benefits over 100 area artists.

MEMBERS ONLY NIGHT!

Thursday, November 17, 5 to 8 pm

OPEN TO ALL!

Friday, November 18, 5 to 8 pm and

Saturday, November 19, 9 am to 3 pm



Do you know a high school senior or recent graduate who is wondering what's next?

Help them earn a certificate and receive course credit at KVCC.

Support for select students available through Kalamazoo Promise.

KIArts.org/gapyear



*Pictured (left to right): Kayley Kerastas, Jorence Quiambao, Qynce Chumley, Rose Bogard, Zan Knecht, Lauren Gaunt, Rozlin Opolka, Hana Holmgren, Mickey Williamson, and Zoe Valette.
Not pictured: Hank Mattson*

Welcome New KNAS Residents

Eleven emerging artists were accepted into the Kirk Newman Art School 2022-23 Post-Baccalaureate Residency Program. These residents will study for nine months with faculty from ceramics, sculpture, printmaking, photography, fiber, and painting departments.

This year's residents hail from across Michigan to as far away as Salt Lake City, Utah.



A Time to Give

This season, give a gift of creativity, wellness, and joy — give the gift of art.

This year, let us ignite your enthusiasm with all that the Kalamazoo Institute of Arts has to offer. As an encyclopedic museum, the KIA nurtures an exploration of the arts for experienced and novice art enthusiasts.

Be immersed in world-class exhibitions and experience the healing power of art. Be creative while taking on new art-making skills at the Kirk Newman Art School. Be inspired by the many artist talks, programs, and other engaging events. Most importantly, become part of a community creating memories that will last a lifetime.


Membership is not only a benefit for an individual or household to enjoy; it also expands the KIA's reach into our community. Your support through membership and gifts to the Annual Fund means that the KIA can continue to provide:

- Low cost or free gallery admission
- Free community days and complimentary programs
- Art acquisitions that are critical learning tools
- Affordable Kirk Newman Art School classes, workshops, and camps
- Scholarships for adult and youth classes, camps, and programs
- The new Global Studies Certificate program for recent high school graduates

Please share this gift with someone in your life.

A donation to the Annual Fund and/or giving the gift of membership guarantees the longevity of the arts in Southwest Michigan. Art is a life-enhancing gift with endless possibilities.

Please visit KIArts.org or call the Advancement team for assistance 269-585-9297.



Limited edition membership card

Now through December, give the gift of a membership and receive the limited edition "POCCO" card and gift bag while supplies last. Valid for all new, lapsed, or upgraded membership renewals are eligible.

*Lapsed 4 or more months

Patrick Quarm, *POCCO*, 2020, mixed media on canvas. Collection of the Kalamazoo Institute of Arts; Elisabeth Claire Lahti Fund purchase.

Consider an upgrade! KIA members at the Donor level or higher gain free or discounted access to over 1,000 museums in North America as part of NARM.

Q & A with Larry Ossei-Mensah

Co-curator of *Unmasking Masculinity for the 21st Century*

This is your first visit to Kalamazoo. Where are you from originally?

New York City, born and raised in the Bronx.

You just got back from London curating a show. How does Kalamazoo compare?

Kalamazoo has its own unique personality. Where I've been staying, I have a bird's-eye view of the city and you can see how much greenery is here, and with these spaces to explore, walk around, rest, hike, spend time with friends and family – that's what makes it a very unique place and experience. There are so many parts of this country that I think people should take the time out to visit. I think particularly if you're living on the coast, you really don't understand what makes Western Michigan unique and special. There are a lot of incredible, creative people from this part of the country. It's always great to see those things that inspire the creative process and make them who they are.



Is the KIA unique?

Definitely, because it's an encyclopedic museum. Most cities the size of Kalamazoo would tend to just have a contemporary museum, so to see permanent work from antiquity to the present is a unique opportunity, it's honestly a gift to the city that I hope people take advantage of.

What would be one thing that you challenge us to see and to learn in *Unmasking Masculinity*?

One thing I challenge people to hopefully see is to see themselves in some shape or form in the exhibition. Regardless of how you identify, I think you will see various aspects of what makes us human. I think the different challenges we all struggle with are in terms of getting a better understanding of self, our role in our community, and our role in society. It's an opportunity to look at yourself, and ask yourself, what can I do as an individual to make my community better? We are not trying to present all the answers but we want to get people talking and thinking.

Hear from Chief Curator Rehema Barber and Co-Curator Larry Ossei-Mensah as they introduce *Unmasking Masculinity for the 21st Century* catalog. See page 14 for details.

Passport to the Arts

Go on a journey of discovery at the KIA

Looking for a new destination? Pick up your Passport to the Arts, available at the Front Desk beginning in December, and get ready for the journey of a lifetime. Discover new worlds in the arts and earn passport stickers by attending exhibitions, programs, and events. Receive a free gift from the Gallery Shop when your passport is filled with art sticker souvenirs.

Bon Voyage!



COLLECTION HIGHLIGHT


Judith Rothschild

Born 1921, New York, NY | Died 1993, New York, NY

Judith Rothschild came of age as an artist in New York during the 1940s and was influenced by European avant-garde movements and artists like Fernand Léger. Throughout her career, Rothschild struggled to reconcile her figurative and abstract works. While a proponent of abstraction, she also believed that Abstract Expressionists and artists like Piet Mondrian removed too much from art and that the work was impersonal and distanced from the human experience. Rothschild questioned how art could “say anything meaningful about life when it avoids all traces of life as corporeally experienced.”

The artist experienced success early in her career. *Still Life* was painted just three years after her first solo show in 1945 at the Jane Street Gallery in New York City. With its tightly composed geometric abstraction and a title that gives definition to the scene, this painting demonstrates the balancing act she worked to achieve. Rothschild created abstract imagery in which the tangible subject could be identified. Here, viewers can make out the shapes of a lemon and lime, fruits that are certainly standard in many still life compositions. Rothschild was determined to set her own path to artistic success. She worked in New York during the heyday of the male-dominated Abstract Expressionists, and rejected much of their stylistic approach. Rothschild moved to California, where she reconciled the figurative with the abstract in her own bold, fervid manner. And while her European and Cubist-inspired forms might seem commonplace today, in the 1940s and 50s they were innovative and a fresh take on longstanding art historical traditions like landscapes and still lifes.

Rothschild studied art at Cranbrook Academy in Bloomfield Hills and at the Art Students League in New York City. In 1945, she was accepted into the prestigious American Abstract Artists organization. Rothschild was committed to bettering her fellow artists and was involved in many art organizations. She served as the trustee of the American Federation of Arts, the Fine Arts Work Center in Provincetown, MA, and the New York Studio School, and on several museum committees. Her work is included in the collections of the National Gallery of Art, Washington, D.C., the Whitney Museum of American Art, and the Phillips Collection.



Judith Rothschild, *Still Life*, 1948, oil on canvas. Collection of the Kalamazoo Institute of Arts; Gift of the Patricia Wyngaarden Fitzpatrick estate

“ Maybe it is just as well for specific detail to become less important. I am not sure that it matters to me what subject I depart from. Now that the old hierarchy of subject matter has broken down, what matters is only that whatever subject one has chosen has the ability to stir one’s imagination. ”

— Judith Rothschild, *On the Use of a Color-Music Analogy and on Chance in Painting*, 1970

EXHIBITIONS

Art, Music & Feminism in the 1950s

JANUARY 21 - MAY 7, 2023


Art, Music & Feminism in the 1950s features only women artists working during this unique decade in American history and the world. In the 1950s, the post-war economic boom was in full swing. Employment for women was on the rise, yet many women who had taken jobs left vacant by men fighting in World War II returned to their lives at home, and marriage rates increased. The 1950s were a complicated period of change for women. Their discontent and resulting actions contributed to the social tumultuousness of the 1960s. Leaning against social, racial, and economic barriers, women helped reshape our society in meaningful ways with lasting progress.

This exhibition focuses on the art and music produced by women of the era and shows how their personal passions inspired new prospects for women artists in subsequent decades. Some of the visual artists hold true to American figurative traditions, while others venture deep into abstraction. Individually and collectively, their voices are powerful testaments to the uniqueness of the moment.


Using works from the KIA collection and loans from museums and private collectors, four themes will guide visitors through the exhibition. The first, “Her View of the World,” explores Social Realism of the 1950s and art that reveals distinct perspectives establishing their voices in the art world. It examines the works of pioneering artists such as Marion Greenwood and Lola Alvarez Bravo. Both women were exceptional among their generation for the breadth of

their insightful representation of racially and ethnically diverse communities. Second, “The Canvas Ceiling” addresses obstacles to women in the art world. By discussing race and gender, this section brings forward the work of Mary Abbott, Perle Fine, Olga Albizu, and others; all were well known in certain art circles, yet overlooked regarding exhibition opportunities and reviews. “Sheroes,” examines the trailblazers who modeled excellence for artists and women in future decades, either by their art or by the freedom in which they lived their lives. Diverse artists, such as Georgia O’Keeffe, Lois Mailou Jones, Ruth Asawa and Helen Frankenthaler, brought deeply personal perspectives to art-making, changing the art of their time with innovative painting techniques and subjects. Finally, “She’s Making a Comeback” presents rarely seen works by artists such as Catherine Hinkle and Maybelle Richardson Stamper. These regionally known artists (and some largely unknown) during the 1950s are being re-discovered and explored for their inventive ideas.

Art, Music, & Feminism in the 1950s uncovers some of the often-underestimated influences of women by exploring issues regarding gender roles, identity, and personal freedoms. The presentation reveals how women artists of the 1950s played a pivotal role in opening new pathways for women in the 1960s and beyond. The experience is layered with insights into women’s impacts on 1950s literature and music.



Olga Albizu, *Untitled*, 1959, oil on canvas. Davis Museum at Wellesley College, Wellesley, MA, Museum Purchase, The Dorothy Johnston Towne (Class of 1923) Fund.



Perle Fine, *The Sea's Throat*, 1954, oil on canvas; Courtesy of Berry Campbell Gallery

SPONSORED BY



NATIONAL
ENDOWMENT
FOR THE
HUMANITIES



Unmasking Masculinity for the 21st Century

SEPTEMBER 24 - DECEMBER 29, 2022

Juxtaposing works from the KIA's collection and those borrowed from private and public lenders around the U.S., *Unmasking Masculinity for the 21st Century* investigates how artists use tradition, contemporary practice, and performance to explore the construction of masculinity. Co-curated by Rehema Barber, Chief Curator of the KIA, and highly acclaimed independent curator Larry Ossei-Mensah, the exhibition is also a forum to engage the community in conversations led by artists, scholars, and activists.

This exhibition presents diverse communities and individuals, while also revealing how artists such as Kehinde Wiley, Kahlil Joseph, and Jaishri Abichandani, among others have responded to, reframed, or reclaimed the concept of masculinity throughout the 20th and 21st centuries. This unique exhibition uses five key themes: *Coming of Age, Performing Bodies & Identities, Representation & Belonging, Sports & Masculinity, and Power, Privilege & Perspectives* to explore a multitude of viewpoints surrounding masculinity during the last five decades. *Unmasking Masculinity* questions established ideas of manhood and investigates how these ideas continue to influence understandings of masculine identities today. Overall, *Unmasking Masculinity* illuminates the complexities of manhood in our society, while encouraging visitors to consider new ways of thinking about masculinity. As a result, new pathways of being, seeing, and talking about identity for future generations become evident.

Along with an extensive schedule of programming, a full-color catalog will accompany *Unmasking Masculinity for the 21st Century* with contributions from the curators, Jeff Chang, Omar Lopez-Chahoud, Paul Robert Solomon, Anuradha Vikram, and Maurice Wallace.

For additional *Unmasking Masculinity* programs and performances, see page 17.

Select works will be featured in an extended viewing of *Unmasking Masculinity* in Galleries 2 & 5 through March 5, 2023.



Kehinde Wiley, *Support the Rural Population and Serve 500 Million Peasants*, 2007, oil on canvas, Courtesy of Laura Lee Brown and Steve Wilson, 21c Museum Hotels



Jaishri Abichandani, *Teen Deviyani/Three Goddesses*, 2022, Mixed media on board, Courtesy of the Artist

SPONSORED BY



NATIONAL
ENDOWMENT
FOR THE
HUMANITIES



Captive Beauties: Depictions of Women in Late Imperial China

OCTOBER 15, 2022 - JANUARY 15, 2023

Depictions of the female figure have been an important element in Chinese art for centuries. During the Qing dynasty (1644-1911) these images included depictions of members of court, mothers, allegorical beauties, fictional characters from opera, literature, poetry, and theater. Women from Imperial China were often depicted in terms of their highly regulated lives, which were entirely dependent upon men. In some paintings, women engage in duties according to their socioeconomic status based on patriarchal Confucian principles. Other paintings show women with elaborate coiffures and silk dresses, serving as musicians or courtesans. Literary and visual artists often compared women's physical attributes to flowers, depicting them as refined, delicate, and otherworldly.

Organized by the Minneapolis Institute of Arts (Mia) and curated by Dr. Yang Liu, *Captive Beauties: Depictions of Women in Late Imperial China* explores the longstanding tradition of portraying women in Chinese art during this unique era. The works show the traditions of highlighting the physical beauties of the sitters for the enjoyment of the viewer and as symbols of idealized behavior, trends, and cultural norms.

Captive Beauties is an opportunity for the Kalamazoo community to engage with some of the best examples of Chinese painting from the Qing Dynasty (1644-1911) in the United States. Dr. Yang Liu joined Mia in 2011 and oversees one of the finest collections of Chinese art outside China itself. He heads the museum's Department of Asian Art, a wide-ranging collection of art from diverse cultures. A native of Zhejiang province near Hangzhou, the provincial capital and one of China's most scenic cities, he briefly taught as the senior lecturer at the Beijing International Studies University before studying for his PhD in Chinese art history and archaeology at the University of London's School of Oriental and African Studies.



Xu Zhuang, *Court Ladies at Play*, 1683, ink and color on silk.
Collection of the Minneapolis Institute of Art;
Gift of Ruth and Bruce Dayton, 2012.35

Organized by the Minneapolis Institute of Arts



The KIA is the only venue outside of Mia to present this special exhibition.

Expressions in Paper and Clay

JANUARY 28 – MAY, 14, 2023

Expressions in Paper and Clay will show the vibrant, engaging, and innovative traditions of Japanese printmaking and ceramics spanning the last fifty years. *Expressions in Paper and Clay* juxtaposes contemporary prints by Japanese artists on loan from Joy and Timothy Light with a newly promised gift of contemporary ceramics by Japanese artists from the Carol and Jeffrey Horvitz Collection. This exhibition explores how abstract and realistic concepts come to fruition using these disparate media.

Artists featured in this exhibition include potter Yoshitaka Tsurara and renowned abstract printmaker Toko Shinodo, among others. Tsurara creates minimalist landscapes on refined monochromatic vessels. Mayumi Oda composes meticulous and imaginative images. The luminous and dynamic surfaces of Ken Matsuzaki's oribe glazeware are energetic and colorful. Reika Iwami's textured and embossed woodblock prints express strong geometry. Iguchi Daisuke's highly regarded refined forms reveal subtle exteriors. Naoko Matsubara's lively compositions that frequently reference Buddhist traditions and holy sites, along with the bold rinpa inspired sculptures of Takuo Nakamura reveal the intersection of tradition and innovation.

Expressions in Paper and Clay continues the Kalamazoo Institute of Arts' long-standing commitment to presenting art and techniques that intersect with disciplines taught in the Kirk Newman Art School, while illuminating Japanese innovations in art for the community.



Kenzo Okada, *Vase with Stream Pattern*, 1987, stoneware with matte slip glaze in peach and purple, Promised Gift of Carol & Jeffrey Horvitz.

What is Going On in This Picture?

SEPTEMBER 10 – ONGOING

“What is going on in this picture?”

“What do you see that makes you say that?”

“What more can you find?”

With just these three questions, viewers are using Visual Thinking Strategies (VTS) to explore artworks in the KIA's galleries. VTS can be used to not only visually analyze artworks but also storybooks, billboards, magazine pictures, and other materials. This exciting exhibition will display works from the KIA's permanent collection that express a narrative of some kind. The story might be mysterious, joyful, suspenseful, or just an everyday kind of tale. Each work on display will encourage meaningful engagement that asks, “What is going on in this picture?” Visit often as artworks will change periodically throughout this exhibition's presentation.



Sheila Bohana, *Einstein*, 1991, pastel and conte pencil on illustration board. Collection of the Kalamazoo Institute of Arts; Permanent Collection Fund Purchase. West Michigan Area Show - Director's Choice Purchase Award.

PROGRAMS

Many programs are offered in-person, virtual, or both. Visit KIArts.org for details.





IN-PERSON EVENT



ONLINE EVENT

ARTbreaks


Plantation Politics and the Ripple Effect on Black Fatherhood

November 1, 12:00 pm  

First established in 2015 by a group of fathers in Kalamazoo, MI, the Fatherhood Network (FHN) is a support group that is aimed at strengthening family relationships before, during, and after the child rearing process. Kevin Lavender Jr., the Executive Director of FHN, has a deep passion and commitment to supporting fathers and coordinating opportunities for dads to build community amongst each other while connecting with community resources. His hope is that fathers feel encouraged and supported in their role as a father. Lavender will share information about the mission of the Fatherhood Network, and will examine the socialization of Black masculinity and fatherhood starting from West Africa, pre-slavery, to the 21st century.





Captive Beauties: Depictions of Women in Late Imperial China


November 8, 12:00 pm 

Dr. Liu Yang, Chair of Asian Art and Curator of Chinese Art at the Minneapolis Institute of Art, is the organizing curator of *Captive Beauties: Depictions of Women in Late Imperial China*. Dr. Liu will share insights into the key ideas behind the exhibition such as why artists chose to depict the lives of women when their status was so dependent on their relationship to men. Dr. Liu will also explore the hair-styles and clothing seen in these artworks, as well as the floral symbolism so closely tied to the physical attributes of women in Late Imperial China.



Captive Beauties: Gender Practices and Depictions of Women in Late Imperial China

November 15, 12:00 pm  


Dr. Leihua Weng discusses the women exhibited in *Captive Beauties*. She will describe the activities the women in the paintings are engaged in, acknowledging the social and cultural norms related to the lives of women and gender practices in Late Imperial China. This talk also discusses how some gender practices were reformed or abolished at the turn of the 19th and 20th centuries in China. Dr. Weng is the Chinese Endowed Assistant Professor of Chinese Language and Literature at Kalamazoo College. She completed her Ph.D. in Comparative Literature. She is interested in various topics on tradition(s), including their formation, transmission, and transformation.



Making and Unmaking of Masculinities since the 1960s with Dr. Scott Melzer

November 22, 12:00 pm  



What does it mean to be a man? Definitions of manhood and characteristics of masculinity have always been as diverse as the people and groups with whom they are associated. Since the sweeping cultural and political changes of the 1960s, dominant versions have been challenged and a wide diversity of masculinities have gained greater representation, visibility, and appeal. Racial, ethnic, class, gender, sexuality, ability, age, citizenship, and other forms of diversity shape contemporary masculinities. From adolescence through adulthood, identity to status, relationships to politics, sports to war, breadwinning to caretaking, performances to power, violence to nonviolence, privileges to inequities, and social changes to backlash, gender matters. In this talk, Dr. Scott Melzer, the W.W. Diehl Trustees' Professor of Sociology and Chair of Women's, Gender, and Sexuality Studies at Albion College, will explore how these developments have impacted various people, groups, and communities in a North American context.



Stay after for a community conversation facilitated by Kevin Dodd from Education for the Arts.



Masked Up: Robert Colescott and Me with Dr. Paul Solomon


November 29, 12:00 pm  

Unmasking Masculinity for the 21st Century includes works of art by Kehinde Wiley, Ebony G. Patterson, and jc lenochan. Before them, before all of them, came Robert Colescott. Despite Colescott's widespread profound influence on generations of American artists, his name is missing from survey courses on 20th-century American art.


Who was Robert Colescott? What did he inherit? What has he bequeathed us? And why does artist/photographer, scholar, and teacher Paul Solomon personally identify with Colescott and his work?

Solomon is Professor of Art in the Frostic School of Art at Western Michigan University. He is also Adjunct Community Professor in the Department of Medical Ethics, Humanities and Law at Homer Stryker M.D. School of Medicine.


Unmasking Masculinity Book Launch

December 6, 12:00 pm 

Join us for a virtual celebration of the *Unmasking Masculinity for the 21st Century* catalog. Catalog contributors Maurice Wallace, Jeff Chang, and Anuradha Vikram will join curators Rehema Barber and Larry Ossei-Mensah for a lively conversation about the ways in which we define masculinity in the 21st century.





Live Salon

December 13, 12:00 pm 

In the spirit of Faisal Abdu'Allah's work in *Unmasking Masculinity*, the KIA has invited local stylists to participate in a Live Salon. A local barber will speak about the role that barbershops play in the community and invite a member of the audience to chat while having a haircut.





Mark Cassino

January 10, 12:00 pm  

Have you ever wanted to see a microscopic object up close? Kalamazoo photographer Mark Cassino will share his twenty years experience with the art and science of snowflake photography. Illustrated with dozens of photographs, Cassino will discuss the development for making high magnification photographs of snowflakes using ordinary photographic equipment. Interesting aspects of individual snowflakes will also be discussed. Cassino's snowflake photos have been widely displayed and published internationally. His children's book, *The Story of Snow: The Science of Winter's Wonder*, published in 2009, was named an Outstanding Science Trade Book by the National Science Teachers Association and received a Blue Ribbon award from the Bulletin of the Center for Children's Books.



Moments in Time: The Kalamazoo County Photo Documentary Project

January 17, 12:00 pm  

In 1984, during the 100th anniversary celebration of Kalamazoo becoming a city, a group of photographers spent a few months documenting what life was like in the community. Since then, the project has expanded to a year-long process of documenting Kalamazoo County every decade or so, most recently during 2020. Learn about the history of this important project, the people that make it happen, and see some of the images that will shape Kalamazoo County's history for the future. Regina Gorham has been the Collections Manager at the Kalamazoo Valley Museum for seven years, and was involved in the administration of the 2020 project.




A view of the Kalamazoo Farmer's Market on Bank Street, September 17, 2011. Photographer: Ann Leary. From the Collection of the Kalamazoo Valley Museum.



Kalamazoo Public Market on Bank Street, August 22, 1984. Photographer: Michael J. Gluck. From the Collection of the Kalamazoo Valley Museum.

Look and Listen

January 24, 12:00 pm 



Have you ever looked at a painting and thought "What is going on in this picture?" and want the tools to examine artworks more thoroughly? Join Jessica Sundstrom, Associate Curator of Youth and Family Programs at the KIA, to learn how to use the three key questions of Visual Thinking Strategies (VTS). Be surprised to discover new insights while examining works of art with other participants. After the ARTbreak, use these questions to look at art in the galleries in a different way.



Photo Credit: Mary Whalen

Depending on the audience size, this ARTbreak may take place in the galleries.

The Chrysalis Institute for Emerging Artists: A Model for BIPOC Creators

January 31, 12:00 pm  

The Chrysalis Institute aims to expand the spectrum of opportunities available to emerging BIPOC artists by supporting self-exploration, self-care, and contemplative practices. As the Founder and Director of the Chrysalis Institute, Alessandra Pye is deeply aware that creative practice is in direct relationship to socio-emotional wellness, capacity building and identity development.





Warrior Lawyers: Defenders of Sacred Justice
with director Audrey Geyer

November 3, 6:00 to 8:00 pm

Warrior Lawyers: Defenders of Sacred Justice (2021) is a one-hour PBS documentary that is particularly timely and relevant given our country’s current reckoning with racial inequity and institutional racism. The program focuses on the stories of Native American lawyers, tribal judges, and their colleagues who work with Native Nations and their citizens to achieve Sacred Justice. These unseen role models strive daily to address and resolve unique and complicated historical, governmental, legal, judicial and social welfare issues, which are most often rooted in discrimination, historical trauma and cultural destruction. Come take a journey into past and present day Indian Country to learn of untold stories that shine a light on Native Americans rising up to create a new path for today and for the next Seven Generations. After the screening, the film’s director, Audrey Geyer, will answer questions from the audience.



Art, Activism, and AIDS

December 1, 6:00 to 7:00 pm

In honor of World AIDS Day, a distinguished panel will discuss the legacy of artists like Felix González-Torres and Jordan Eagles who use their work to explore the impact of HIV and AIDS on our society. Panelists include Xuxa Rodriguez, Assistant Curator of Contemporary Art at the Crystal Bridges Museum of American Art; Eric Shiner, independent curator and board member of Visual AIDS; and Dr. Tamayi Bwititi, a family care physician at Bronson Healthcare in Kalamazoo. This panel conversation will explore how artists continue to use their artworks to make powerful statements about the stigmas attached to homosexuality and AIDS.

Community Conversation: A Healing Circle

December 8, 6:00 to 8:00 pm

The KIA’s third and final Community Conversation around *Unmasking Masculinity for the 21st Century* will take the form of a Healing Circle. This event will focus on exploring intergenerational healing circles as a means of recovery.

This Community Conversation will provide opportunities for large and small group conversations around themes that are explored in *Unmasking Masculinity*. It will also build upon the ideas covered in the December 1st panel conversation “Art, Activism, and AIDS,” although attendance at that program is not necessary to attend the Healing Circle.



Photo Credit: Jim Whitcraft

**Architectural Influence and Effectual Travel:
An Artist Talk with Seth Green**

January 26, 6:00 to 7:00 pm


Seth Green has been making pottery for over twenty years and currently serves as Associate Professor of Ceramics at Purdue University Fort Wayne (PFW), in Fort Wayne, IN. International travel has been a major contributor to his growth and development as an artist and has heavily influenced his ceramic vessels. His presentation will include experiences of his influential travels to Turkey to study Islamic architecture and to Prague to study Baroque and Romanesque architecture. Additionally, he will discuss his love for wood firing and how he uses the wood kiln as a tool to create metallic surfaces on his work.

UNMASKING MASCULINITY

Additional Programs and Performances



Art Hop: Silent Disco


November 4, 5:00 to 8:00 pm 

The KIA is hosting a Silent Disco for the November Art Hop. The Silent Disco will feature dance playlists curated by Brendan Fernandes and Faisal Abdu'Allah, whose work appears in *Unmasking Masculinity for the 21st Century*.

Put on your dancing shoes, pick up a pair of headphones, and dance the night away. Headphones available on a first-come, first-served basis.




Live Salon

November 13, 1:00 to 3:00 pm 

In the spirit of Faisal Abdu'Allah's work in *Unmasking Masculinity*, the KIA has invited local stylists to participate in a Live Salon. Lalonie Willhite of the Dream of Kalamazoo Hair Salon will be on-site to cut, braid, and style hair. Appointments will be filled on a first-come, first-served basis. Anyone wishing to have their hair done should come with it ready to style.




Art, Activism, and AIDS: In-Gallery Visit with Jordan Eagles

December 1, 12:00 to 1:30 pm AND 3:30 to 5:00 pm 

Jordan Eagles uses animal and human blood in his artworks to explore themes of life, death, spirituality, and politics related to the human body. In works like *American Carnage 6/4-11*, currently on view in *Unmasking Masculinity*, Eagles comments on blood donation policies that prohibit members of the LGBTQIA+ community from donating blood. To commemorate World AIDS Day, visitors are invited to visit the KIA during the afternoon of December 1 to converse with Eagles about his work. Guests will also be invited to step into a photobooth, where Eagles' will project images from his blood illuminations series onto their faces. The photos, taken by Eagles, will be texted to guests after their visit.

Art Hop: Community Response Performance

December 2, 6:00 to 7:30 pm 

Visit during the December Art Hop and we will "give the gift of art" — in the form of new compositions created by Kalamazoo-based musicians and performers.


The KIA has partnered with Yolonda Lavender to curate an evening of creative performances inspired by *Unmasking Masculinity for the 21st Century*. Lavender is a singer/songwriter, as well as the founder of Soul Artistry LLC, an organization that specializes in artist development. She will be joined on stage by Daja Excel, Shaquona Espinoza, and LoudFeli, who will all debut original works inspired by, and in response to, the themes of masculinity and manhood.



Yolonda Lavender



Daja Excel



Shaquona Espinoza




LoudFeli




Burning Roses

by S.L. Huang


November 16, 2:00 to 3:00 pm 

When Rosa (aka Red Riding Hood) and Hou Yi the Archer join forces to stop the deadly sunbirds from ravaging the countryside, their quest will take the two women, now blessed and burdened with the hindsight of middle age, into a reckoning of sacrifices made and mistakes mourned, of choices and family, and the quest for immortality.




1000 Years of Joys and Sorrows: A Memoir

by Ai Weiwei


December 14, 2:00 to 3:00 pm 

Ai Weiwei's sculptures and installations have been viewed by millions around the globe. His architectural achievements include helping to design the iconic Bird's Nest Olympic Stadium in Beijing. His political activism made him a target of the Chinese authorities, which culminated in months of secret detention without charge in 2011. Here, Weiwei explores the origins of his creativity and passionate political beliefs through his life story and that of his father, whose creativity was stifled.



The Night Watchman

by Louise Erdrich

January 18, 2:00 to 3:00 pm 

In *The Night Watchman*, Louise Erdrich creates a fictional world populated with memorable characters who are forced to grapple with the worst and best impulses of human nature. Illuminating the loves and lives, the desires and ambitions of these characters with compassion, wit, and intelligence, *The Night Watchman* is a majestic work of fiction from this revered cultural treasure.

The Meader Fine Arts Library features works of literature and non-fiction about art, cinema, and more.

Library Hours: Wednesdays, Fridays, and Saturdays
11:00 am to 3:00 pm



ART DETECTIVES

Art Detectives is a free program aimed at children 4-8 years old. Join us as we read a story, look at art, and complete an art project to take home!



Lines

November 12, 10:30 am to 12:00 pm

The Art Detectives will be doing something new today! Instead of reading a story, we will create the story together, using the wordless picture book *Lines* by Suzy Lee. We will create accordion books and practice our storytelling skills using the exhibition *What Is Going On In This Picture?*



Paper Planes

December 10, 10:30 am to 12:00 pm

Two friends enjoy making paper airplanes together and feel unable to keep creating when a move separates them. Arty Mouse will learn how they get their creative spark back. We will make paper airplanes inspired by two artworks in the galleries. Then we'll have a flying test — whose paper plane can fly the farthest?



Perfect Square

January 14, 10:30 am to 12:00 pm

Let's think outside the square! The perfect square is torn up, has holes poked through it, or crumbled, but it always transforms into something new. Let's create our own perfect square and look for fun shapes in the galleries.

KALAMAZOO ART LEAGUE

A Conversation with Dr. Tuliza Fleming

November 9, 10:00 am, KIA Auditorium

Dr. Tuliza Fleming, Interim Chief Curator of Visual Arts at the National Museum of African American History and Culture (NMAAHC), Smithsonian Institution.

Dr. Fleming received her M.A. and Ph.D. in American art history from the University of Maryland, College Park. During her tenure at the NMAAHC, she played a critical role in building the museum's art collection, served as lead curator for *Reckoning: Protest. Defiance. Resilience* (2021), and the inaugural exhibition *Visual Art and the American Experience* (2016). Prior to her current position, she was the Associate Curator of American Art at The Dayton Art Institute in Dayton, OH.



KIRK NEWMAN ART SCHOOL



ONLINE CLASS



1- & 2-DAY WORKSHOPS



REQUIRES PREREQUISITE

Enrollment for winter semester opens to members November 21, and non-members November 28.

ONE-ON-ONE CRITIQUE

Have an expert review your work through constructive critique to help fully realize your artistic vision. Consider a one-on-one critique in Fiber, Creative Writing, Sculpture, Ceramics, Drawing and Painting, or Photography. Visit KIArts.org/ KNAS and complete the submission form to request a critique.

Ceramics

Beginning students are responsible for purchasing their own pottery tools; estimated cost is \$20. Limited open studio hours for ceramics available by pre-scheduled booking only.

BEGINNING CERAMICS

Welcome to the world of clay! Students will be introduced to a variety of clay-forming techniques to complete several unique projects. Coiling, pinching and slab-building will be demonstrated along with an opportunity to sample the potter's wheel. Finish pieces with glazes in both high and low temperature firings.

All Sections:

Studio 7 \$320 / Members: \$300

(A) Susan McHenry

Tues (12 wks) 1/10-3/28 6:30-9pm

(B) Amy Hudson

Wed (12 wks) 1/11-3/29 1-3:30pm

(C) Yve Holtzclaw

Wed (12 wks) 1/11-3/29 6:30-9pm

BEGINNING POTTER'S WHEEL

Now it's time to try your hand at the potter's wheel! This is an ideal introduction for students who are new to clay and the potter's wheel. With weekly demonstrations, students move from centering clay to forming cylinders, cups, bowls and plates. Learn how slips and glazes can finish pottery in a unique and functional way.

Beginning Ceramics

All sections:

Studio 5 \$320 / Members: \$300

(A) Tom Richards

Mon (12 wks) 1/9-3/27 6:30-9pm

(B) Lindsay Hayosh

Tue (12 wks) 1/10-3/28 6:30-9pm

(C) Tom Richards

Thu (12 wks) 1/12-3/30 1-3:30pm

INTERMEDIATE POTTER'S WHEEL

Learn to produce the pots of your imagination while refining (or refreshing) the basics of craftsmanship and technique. This class is an intermediate step in mastering the potter's wheel. Methods for forming spouts, lids, handles and altering are introduced. High fire glazing will be demystified as you finish the pottery of your dreams!

Beginning Potter's Wheel

Julie Devers

Wed (12 wks) 1/11-3/29 9:30am-12pm
Studio 5 \$320 / Members: \$300

ADVANCED POTTER'S WHEEL

Explore design and creativity in this studio class for the confident thrower. Fundamental skills will be reinforced, while advanced techniques of sectional pots, altering, and throwing large will be introduced. Exciting surface decoration and glazing will enhance your work. Discussions will foster individual improvement and encourage experimentation. High fire stoneware and porcelain will be utilized.

Intermediate Potter's Wheel

Wyatt Lane

Tue (12 wks) 1/10-3/28 1-3:30pm
Studio 5 \$320 / Members: \$300



CERAMIC SCULPTURE

Discover the versatility of clay and the multiple approaches for producing sculpture. With an introduction to fundamental techniques, students will learn the appropriate methods for achieving specific pieces, no matter the scale or desired surface. Working from drawings, pictures or maquettes, students will be guided through creating sculpture from start to finish. No experience is required.

Courtney Nelson

Mon (12 wks) 1/9-3/27 6:30-9pm
Studio 7 \$320 / Members: \$300

IMAGE AND CLAY

Learn new surface techniques for your ceramics. By first using tiles, students experiment with slips, paper and wax resist, inlay, carving, water etching and image transfers. Learn how this array of image and surface techniques can transform wheel thrown or hand-built forms. Bring tools and brushes, a sketchbook and some drawings for inspiration. The excitement of working with clay at every stage of the creative process will quickly be realized.

Beginning Ceramics

Yve Holtzclaw

Tue (12 wks) 1/10-3/28 9:30am-12pm
Studio 5 \$320 / Members: \$300

RAKU & ALTERNATIVE LOW FIRE

Experience the excitement of raku by pulling hot pots from the kiln and seeing results within minutes. Learn to master the studio raku glazes and test new colors as a class. Explore the firing and post firing possibilities of horsehair, naked raku, saggar, and blackware. The work can be wheel thrown or hand built, but your finishes will be transformative.

Beginning Ceramics

Wyatt Lane

Wed (12 wks) 1/11-3/29 1-3:30pm
Studio 5 \$320 / Members: \$300

Ceramics (cont'd)



FULL SPECTRUM COLOR

Ready for a change from earth tone, high fire glazes? Explore vibrant colors and layered surfaces utilizing the studio's rich, low fire red earthenware clay. Demonstrations will focus on brushwork, layering and surface treatments using colored slips and terra sigillata. Hand builders and wheel throwers of any skill level are welcome. All glazed low fire work will be food safe.

🌀 Beginning Ceramics

Susan McHenry

Thu (12 wks) 1/12-3/30 6:30-9pm
Studio 7 \$320 / Members: \$300

CREATIVE CUP INTENSIVE

Do your cups still have an unrefined quality, neglected as a simple and forgotten form? With the cup being the most accessible and often used piece of pottery in the home, it deserves great consideration. This intensive course will address design, craftsmanship and personal expression with a focus on intimate rims, functional handles, and the aesthetics of form. Along with demonstrations of throwing, trimming, hand building, and pulling and attaching handles, students will arrive at the answer to "What makes a good cup?" The class will end with a cup/mug exchange for those who wish to participate.

🌀 Beginning Ceramics

Amy Hudson

Wed (12 wks) 1/11-3/29 6:30-9pm
Studio 5 \$320 / Members: \$300

ANAGAMA

Achieve ceramic surfaces only possible in the KIA wood kiln. Experience having pieces glazed with wood ash and kissed by the flame while firing with a community of passionate stokers. The studio portion of this class discusses the loading, firing, history and anticipated results as you produce pots and sculpture specific to our anagama kiln. To learn the process, students will prep cord wood to fuel the kiln and work shifts, keeping the firing burning for four days. Unloading day reveals pots that will be as unique as the wood fire process. This class requires physical work, stamina, full participation, cooperation and availability to fire in early May.

🌀 Intermediate/Advanced Ceramics

Julie Devers

Thu (12 wks) 1/12-3/30 6:30-9pm
Studio 5 \$355 / Members: \$335



HOT DATE NIGHT

Enjoy a messy date night in the KIA ceramics studio! Come as a pair and work side-by-side on the potter's wheel. Experience the heat of a raku firing that will produce two pieces to take home. It's the perfect opportunity to have creative time together. Bring an apron, a beverage and be ready to participate in something new.

Tom Richards and Amy Hudson

Fri (1-day) 2/10 6:30-9:30pm
Studios 5 & 7
\$120 / Members: \$100 per couple



VISITING ARTIST WORKSHOP: SETH GREEN THROWN AND COMBINED VESSEL FORMS

Learn to increase the size and complexity of your wheel thrown vessels through combining and stacking forms during this hands-on workshop. Tips, tricks and techniques as well as individual instruction will be provided so participants can experiment with their own work. The workshop will include an artist lecture covering Seth's influences and journey as a maker. This two-day workshop is open to all levels. Join us Thursday, the 26th of January for an Artful Evening discussion with Seth Green.

Seth Green

Fri & Sat (2-day) 1/27-28 9am-5pm Studios 5&7 \$195 / Members: \$175



Images credit: Seth Green

Accessible Arts

ACCESSIBLE ARTS

A class uniquely designed for adults and young-adults with developmental disabilities who want to express their creativity within multiple mediums. Projects will include hand-building in clay, sculpture, painting and papercraft projects. Students should be capable of following basic instructions and work with minimal assistance.

Lisa Carnell

Mon (12 wks) 1/9-3/27 6:30-9pm
Studio 4 \$320 / Members: \$300



Painting



BEGINNING WATERCOLOR

Begin your watercolor journey with this class that starts with the absolute basics. Students will gain valuable information that will allow them to proceed in watercolor with the confidence that comes with a firm start.

Susan Badger

Thu (12 wks) 1/12-3/30 1-3:30pm
Online \$280 / Members: \$260



WATERCOLOR WITH EXPRESSION

Develop and express your creativity with watercolor techniques including wet into wet, color mingling, and layered transparent washes. Composition, simplification of shape, color, and value will also be explored.

Watercolor experience

Both Sections:

Online \$280 / Members: \$260

Susan Badger

(A) Tue (12 wks) 1/10-3/28 6:30-9pm
(B) Wed (12 wks) 1/11-3/29 1-3:30pm

ENJOYING TRANSPARENT WATERCOLOR

Enjoy painting looser watercolors with weekly demonstrations exemplifying wet-in-wet, layering, clear values, refined shapes, rich colors and compositional techniques. A suggested material list is available online.

Drawing Basics

Don Marek

Thur (12 wks) 1/12-3/30 1:30-4pm
Studio 2 \$280 / Members: \$260

OIL AND ACRYLIC PAINTING

Explore oil or acrylic painting from alla prima painting to layered techniques involving underpainting and overpainting. All styles, directions and content encouraged. A suggested material list is available online.

Beginning Drawing

Both Sections:

Studio 6 \$280 / Members: \$260

Kenneth Freed

(A) Mon (12 wks) 1/10-3/28 6:30-9pm
(B) Wed (12 wks) 1/12-3/30 1-3:30pm



ANIMAL PORTRAIT PAINTING

Capture the spirit and likeness of a beloved pet or favorite animal in an oil painting, learning the methods of professional pet portrait artists.

Some drawing or painting experience.

Gayle Reyes

Tue (12 wks) 1/11-3/29 10am-12:30pm
Studio 6 \$280 / Members: \$260



DRAWING PORTRAITS FROM LIFE

Adventure into the art of drawing portraits from life with chiaroscuro (Italian for light-dark), using Conte crayon on toned paper, creating the illusion of modeling, volume, and the drama of light. Students will learn how life studies impact studio work, and the potential of finding beauty in a simple medium.

Both Sections:

Studio 4 \$70 / Members: \$50

Sue Snyder

(A) For teens: Sat (1-day) 3/11 12-4pm
(B) For adults: Sat (1-day) 3/25 12-4pm

PAINTING FUNDAMENTALS

Come learn the basics of painting with acrylics. This course will cover concepts such as composition and color mixing as well as what tools are available and how to use them. Learn how to stretch and prepare a canvas, how to use acrylic mediums, and how to give your work good bones by starting off with an underpainting. Please bring images or objects to class.

Ellen VanderMyde

Tue (12 wks) 1/10-3/28 6-8:30pm
Studio 6 \$280 / Members: \$260

WATERCOLOR REALISM

This class introduces watercolor painting techniques with an emphasis on realism and artistic expression. Students will be guided to ensure individual aesthetic objectives are met. Please bring images or objects to class.

David Yeider

Tue (12 wks) 1/10-3/28 10am-12:30pm
Studio 2 & 4 \$280 / Members: \$260

Glass

Additional glass is available for purchase.

KILN-FUSED GLASS

Catch the sun in a glass art suncatcher. Learn the basics of kiln-fused glass using a colorful selection of transparent and opaque glass. Students will design a variety of projects including nightlights, slumped bowls, ornaments and panels. Learn cutting, shaping, grinding and fusing techniques with frit, stringer and confetti used for embellishment. All tools and a packet of materials will be provided.

Mike Ouding

Thu (10 wks) 1/12-3/16 6:30-9pm
Studio 6 \$270 / Members: \$250

BEGINNING FUSED GLASS

Explore the beauty of kiln fused glass. Work with a variety of transparent and opaque glass, frit, confetti, stringer and metal inclusions to produce unique glass pieces. Students will learn to design and produce a slumped bowl, suncatcher, artistic wall hanging, candle votive, jewelry and more. Instruction includes basic and advanced techniques of sawing, cutting and grinding. Project materials are provided.

Linda Kekic

Mon (6 wks) 1/16-2/20 1-4pm
Studio 6 \$180 / Members: \$160



BOWL AND SUNCATCHER

Take an afternoon to explore kiln fused glass while making beautiful, functional art. In this one-day workshop, you will work with transparent and opaque glass, frit, confetti and stringer to create a slumped bowl and a hanging suncatcher. Learn to design, cut, grind and saw glass and no previous experience is needed. Most materials are included. Finished projects are ready for pickup at a later date.

Linda Kekic

Sun (1-day) 3/12 1-4pm
Studio 6 \$60 / Members: \$40

Enrichment



WRITING POETRY

Discover how language and imagination come together to create the literary arts. Read, write, and discuss contemporary poetry, and a little prose, in a range of styles. Classes will be conducted in a workshop style with the primary focus of the class being discussion of one another's writing. Additional activities may include in-class writing activities.

Scott Bade

Tue (10 wks) 1/10-3/14 6:30-9pm
Online \$220 / Members: \$200



WRITING FICTION

Write flash fiction, also known as micro fiction or short-short stories, in a workshop style setting. Become increasingly familiar with terms and concepts used to discuss fiction as you learn what makes stories work, and develop your craft. Generate your own collection of flash fiction through peer review and weekly exercises.

Elissa Cahn

Thu (12 wks) 1/12-3/30 6:30-9pm
Online \$260 / Members: \$240



WRITING MEMOIR

Create a literary memoir that reflects memories and experiences through the examination of work by great contemporary artists and direct feedback from fellow writers. Consider form, tone, strategies, and other tools to enrich personal storytelling in the written word. Participants should be ready to share their work with others and respond in kind with thoughtful preparation. The instructor will provide reading materials as handouts.

Joseph Gross

Wed (12 wks) 1/11-3/29 6:30-9pm
Online \$260 / Members: \$240

WRITING FOR ARTISTS

Create and develop an original artist statement and resume. Improve your portfolio impact through direct instruction, engaging class activities and one on one reviews.

Kim Ballard

Thu (12 wks) 1/12-3/30 6-7:30pm
Studio 2 \$160 / Members: \$140



POETRY AND FLASH FICTION WORKSHOP

Go beyond the ode, the sestina, the typical story shape of exposition, rising action, and climax! Explore the use of found forms in both poetry and short prose to create tension, build atmosphere, and reveal surprising characters. Whether it is a poem in the form of a dictionary definition, a short story told through fake tweets, or a set of odd wanted ads, we will both utilize and break these forms to craft weird, playful, and evocative writings.

Laura Citino

Sat (1-day) 2/25 11am-3pm Online \$60 / Members: \$40

YOGA

Practice an eclectic style of yoga designed for all levels. You will be guided through slow movement; static poses, breathing techniques, and meditative relaxation. Yoga helps with flexibility, strength, and often can help with metabolic functions. Wear comfortable clothes and bring a yoga mat.

Both Sections:

Auditorium \$120 / Members: \$100

Patra Ryder

(A) Mon (12 wks) 1/9-3/27 5:15-6:15pm
(B) Thu (12 wks) 1/12-3/30 12-1pm



HANDBUILT HAND TOOLS WORKSHOP

Shape, scrape, file, and carve your way to making your own set of handcrafted tools from animal bone! This class will focus on crafting your own bone folder and burnishing tools using traditional materials with modern methods. Files, carvers, axes, and saws will be used in this class. Come with a notebook or sketchbook and leave with a small collection of tools ready for use for your next art project. *Lunch break at 12:00 pm.*

Rachel Stickney

Sat & Sun (2-day)
1/21-1/22 9am-3pm
Jewelry Studio \$110 / Members: \$90



SIGN LANGUAGE

Advance your communication skills and language accessibility through the world of American Sign Language. Come ready to develop comprehension and production skills in conversational ASL through practice and use of the targeted linguistic structures. U.S. deaf culture and history will also be covered. This course is open to all students, with or without previous experience.

Tanya Timmerman

Tue (10 wks) 1/10-3/14 6-8pm
Studio 2 \$175 / Members: \$155

INTRODUCTION TO SPANISH

Acquire a basic level of the Spanish language and an understanding of the Spanish-speaking world. Speak Spanish from day one, practice through listening and speaking comprehension, vocabulary and grammar exercises, and pronunciation with a native Spanish speaker.

Karin Fuller Sandoval

Mon (12 wks) 1/9-3/27 6-8pm
Studio 2 \$210 / Members: \$190



INTRODUCTION TO SPANISH ONLINE

Spanish taught virtually is designed to help develop novice-level Spanish listening, reading, writing, and speaking skills from any location. Through conversational activities, mini grammar lessons, games, and more, learn basic Spanish vocabulary and grammar. Heavy emphasis placed on practical conversational language in the present tense. This course is ideal for those who have little to no prior experience with the language.

Irene Kivinen

Fri (12 wks) 1/13-3/31 1-2:30pm
Online \$160 / Members: \$140

Jewelry

All materials are provided for each individual course with some additional materials available for purchase. Open studio hours will be available for students enrolled in multi-week courses.

STONE SETTING

Sample an array of stone settings from basic bezels to perfect prongs. Flush settings, bezels, prongs, and combination settings will be covered with an emphasis on specialty tools and finishing. Students will leave with a variety of finished settings.

Danielle Vincent

Mon (12 wks) 1/9-3/27 10am-12:30pm
Jewelry Studio \$300 / Members: \$280



INTRODUCTION TO LAPIDARY STONE CUTTING FOR CABOCHONS

Cut your own stones to use in your jewelry and metalwork designs. Students will be introduced to cutting, grinding, and polishing stone slabs into a variety of shapes including calibrated and free form cabochons.

Dawn Coeur

Mon (8 wks) 2/6-3/27 6-9pm
Jewelry Studio \$260 / Members: \$240

BEGINNING JEWELRY

Learn the basics of handcrafted metal jewelry! Students will become familiar with layout, piercing, filing, texturing, basic roller embossing, soldering, forming, finishing, and polishing. Samples and finished projects will vary and may include rings, bracelets, pendants, chains, and more.

Both Sections:

Jewelry Studio \$310 / Members: \$290

(A) Emily Wohlscheid

Tue (10 wks) 1/10-3/14 10am-1pm

(B) Amelia Falk

Thu (12 wks) 1/12-3/30 6:30-9pm

INTERMEDIATE JEWELRY

Continue your jewelry making practice while learning new techniques. Emphasis will be placed on advanced soldering techniques, prong settings, and an introduction of casting from natural objects. Guidance in layout and design for individual student projects will be provided.

Amelia Falk

Tue (12 wks) 1/10-3/28 6:30-9pm
Jewelry Studio \$310 / Members: \$290

INTERMEDIATE JEWELRY INDEPENDENT STUDY

Explore jewelry making with self-directed projects for independent study students and in-depth instruction for intermediate jewelers. Techniques to improve student's skills in soldering, texturing, riveting, embellishments and stone setting will be covered using a variety of tools and materials available in the studio. Stages of project designs will be addressed from concept to completion on an individual basis.

Linda Kekic

Wed (12 wks) 1/11-3/29 1-3:30pm
Jewelry Studio \$300 / Members: \$280

CASTING

Sculpt, carve, and mold wax to cast pure metal jewelry using lost wax casting! Students new to casting will learn the basics, while experienced students will have the opportunity to pursue self-directed projects. Silicone mold making for multiples, carving blanks, and several casting sessions will allow opportunity to create several components and finished pieces.

Danny Giancaspro

Wed (12 wks) 1/11-3/29 6:30-9pm
Jewelry Studio \$300 / Members: \$280

A MARRIAGE OF PIERCING & BEZELS

Enhance your bezel set stones with the humble saw. Lauren will guide students through exercises in piercing with the jeweler's saw to elevate their designs with the negative space left behind. Individual projects that allow light to pass through stones, create airy designs with negative space, and pictorial accents will be encouraged.

Lauren Tripp

Thu (10 wks) 1/12-3/16 10am-1pm
Jewelry Studio \$310 / Members: \$290

— JEWELRY WORKSHOPS —



CURVACEOUS CUFFS

Customize your own metal cuff bracelets with pattern and style. The rolling mill will be utilized to imprint a unique design on metal before shaping it on the hydraulic press and polishing it to perfection. Students will leave with two completed bracelets in copper, brass, or bronze.

Amelia Falk

Sat (1-day) 1/28 12-4pm
Jewelry Studio \$60 / Members: \$40



ALTERNATIVE CASTING

Experience alternative ways to cast metal using bronze and silver*. Using a torch, students will learn to safely melt and pour metal into broom straw, water, salt and other media to cast organic shapes. Students will make several pieces that may be used as inspiration for future designs. *Silver is an additional charge, bronze is provided. Students may bring their own silver if they wish.

Linda Kekic

Sat (1-day) 2/4 12-4pm
Jewelry Studio \$60 / Members: \$40



BULLET & TONGUE STONE SETTINGS

Challenge your stone setting might with bullet and tongue shaped stones! Named for their shape characteristics, these stones are similar to a cabochon but their unusual shapes require a different approach. Students will learn to create stable settings for these elongated shapes to add to their jewelry designs with confidence.

Danielle Vincent

Sat (1-day) 2/18 12-4pm
Jewelry Studio \$60 / Members: \$40



CABOCHON & WIRE WRAPPED PENDANT

Complete a hand crafted cabochon (flat backed, domed stone) and wire wrapped pendant in a weekend. Dawn will lead students in cutting and shaping a cabochon to showcase in a wire wrapped pendant design. A great workshop for students to be introduced to lapidary (stone work) and jewelry making in our well equipped studio.

Dawn Coeur

Sat & Sun (2-day) 2/25-2/26 12-4pm
Jewelry Studio \$100 / Members: \$80

Jewelry (cont'd)

JEWELRY WORKSHOPS



SILVER STACKING RINGS

Experience jewelry making in this all-levels workshop to create a stack of simple rings from sterling silver. The basics of soldering, finishing, texturing, basic stone setting, and polishing will be covered as students fabricate a stack of rings in copper or bronze before moving on to silver. Students will leave with several completed rings.

Emily Wohlscheid

Sat (1-day) 3/11 11am-3:30pm
Jewelry Studio \$70 / Members: \$50



BRONZE PMC

Explore the versatility of bronze precious metal clay. Recommendations for tools and techniques will be covered including forming, texture, mold making for multiples, embedding a cubic zirconia stone accent, and more. Students will create several finished pieces from design to completion in the form of earrings, pendants, charms, tube beads, and organic shapes to incorporate in their jewelry.

Linda Kekic

Sat (1-day) 3/25 1-4pm
Jewelry Studio \$70 / Members: \$50

Drawing



DRAWING BASICS

Begin to master basic drawing techniques, including observational line drawing, perspective, and rendering light and texture. Students will have feedback on their work, including at-home assignments, and discussions on draughtsmanship, style, and visual literacy. Bring a newsprint or drawing paper pad and a selection of drawing pencils and black markers.

(A) David Yeider

Tue (12 wks) 1/10-3/28 1-3:30pm
Studio 4 \$280 / Members \$260



(B) Deb Mattson

Tue (12 wks) 1/10-3/28
6:30-8:30pm

Online \$220 / Members: \$200

BOTANICAL ILLUSTRATION

Render realistic illustrations of plant life using colored pencils. Lessons will have an emphasis on examining details, capturing accuracy, and using color theory to create vibrant depictions of nature.

Drawing Basics or equivalent

Olivia Mendoza

Wed (12 wks) 1/11-3/29 6-8:30pm
Studio 4 \$280 / Members: \$260

SOFT AND OIL PASTELS

Explore oil and soft pastels and all their unique qualities. This class is suitable for both beginners and advanced students, and will cover technique, color, value, composition, and more.

Drawing Basics or equivalent

Mary Kenney

Tue (12 wks) 1/10-3/28 5:30-8pm
Studio 4 \$280 / Members: \$260

INDEPENDENT STUDY: GRAPHITE AND COLORED PENCIL

Expand your drawing abilities by pursuing the subject matter of your choice using graphite or colored pencils, with individual attention and guidance given. Projects will be self-driven and exercises in technique and method will be offered for practice. This class will serve as an environment to focus on your personal artistic growth.

Drawing Basics or equivalent

Olivia Mendoza

Wed (12 wks) 1/11-3/29 1-3:30pm
Studio 4 \$280 / Members: \$260



OPEN MODELING

Live models will pose for students and professionals. Students must be 18 or have written parental permission.

Wed (12 wks) 1/11-3/29 6:30-9pm
Studio 6 \$280 / Members: \$260

Photography & Digital Media

CAMERA BASICS: MOVING PAST AUTO MODE

Learn to break free of auto mode and discover your camera's true potential. This technical course reviews your camera manual and teaches students the fundamentals of how ISO, shutter speed and F-stop work together for understandable, predictable and repeatable results. Please bring your own camera capable of manual settings and your owner's manual to the first class.

Amelia Falk

Mon (6 wks) 1/9-2/13 6:30-9pm
Multi-Purpose Classroom
\$160 / Members: \$140



STUDIO LIGHTING FOR SMALL OBJECTS AND STILL LIVES

Learn to direct and manipulate light for the most effective results in photographing small objects or jewelry. Study the fundamentals of lighting including: strobes (studio and on-camera flashes), reflectors, soft boxes, gels and more. In addition to demos students will be active in setting up the studio lights for the best outcome for your small subjects.

A camera capable of manual exposure and familiarity with the camera controls.

Amelia Falk

Wed (6 wks) 2/15-3/22 6:30-9pm
Photo Studio \$160 / Members: \$140



ANIMATE WITH PROCREATE®

Explore the world of digital illustration using Procreate® — an industry standard app for digital drawing, image manipulation, and animation. Learn how to navigate Procreate's® extensive range of brushes, textures and special effects. Join us for a journey into this remarkably intuitive drawing program. Open to teens and adults.

iPad with Procreate® (iPencil preferred)

Both Sections:

Online \$110 / Members: \$90

Chafe Hensley

(A) Wed (6 wks) 1/11-2/15 6-8pm
(B) Wed (6 wks) 2/22-3/29 6-8pm

Photography (cont'd)



TIPS AND TECHNIQUES USING PROCREATE®

Learn to manipulate pixels to create fun and exciting artwork using Procreate®. Join us on-site, or remotely, for a unique exploration into the basics of this dynamic drawing, animation, and image manipulation app. Bring your creativity and curiosity to class to develop artwork and continue your multimedia journey. Open to teens and adults.

📱 iPad with Procreate® (iPencil preferred)

Chafe Hensley

Thu (12 wks) 1/12-3/30 6-8pm

Online \$220 / Members: \$200



SCULPTING MINIATURES FOR 3D PRINTING

Learn the basics of digital sculpting using software to create models suitable for printing on a MSLA 3D printer. Seizing on the latest technology advances in stereolithography, this course will focus on utilizing these unique printers to create works in small scale and high detail. Explore the world of miniatures used in games, toy models, and movie props while creating prints of your designs. Open to teens and adults.

📱 Basic computer skills are helpful

Kevin Wixson

Thu (12 wks) 1/12-3/30 6:30-9pm

Computer Lab \$300 / Members: \$280

TRADITIONAL BLACK AND WHITE FILM AND PRINTING

Develop your black & white film and print! Through demonstrations and supervised printing sessions, participants will learn film and print development, how to control print contrast, and special darkroom techniques. This class is a perfect opportunity to print vintage black and white negatives from the family archives. Students must provide their own film and paper for the class. Darkroom chemicals and equipment are provided.

Both Sections:

Darkroom \$300 / Members: \$280

Mary Whalen

(A) Tue (12 wks) 1/10-3/28 11am-1:30pm

(B) Tue (12 wks) 1/10-3/28 6:30-9pm

ENCAUSTICS TECHNIQUES; TRANSFERS & PAINTING

Learn the skills of applying and fusing the encaustic medium while creating a unique work of art. Students will manipulate photos using an encaustic medium to create transparency and add depth to images. Equipment, paint, medium, panels and brushes will be supplied. Additional panels available for purchase.

Laurie Pruitt

Sat (4 wks) 2/4-2/25 1-4pm

Studio 6 \$150 / Members: \$130

ENCAUSTICS / OPEN STUDIO

A perfect afternoon to work on an encaustic project: we supply the equipment and encaustic medium. Panels of various sizes will be available for purchase.

📱 Encaustic experience

Laurie Pruitt

Sun (4 wks) 2/5-2/26 1-3:30pm

Studio 6 \$170 / Members: \$150

POLYMER PHOTOGRAVURE

Create an intaglio-etched plate for high-quality images using a polymer-coated plate and a digital positive using traditional copperplate gravure. This process produces a beautiful photographic gradation of tones.

📱 Alternative Processes or Photoshop

Dave Jones and Laurie Pruitt

Sun (6 wks) 1/15-2/19 12-4pm

Darkroom & Print Studio

\$250 / Members: \$230



ALTERNATIVE PHOTO PROCESS/CYANOTYPES

Coat fine art paper with cyanotype chemistry and arrange botanicals and/or objects to make a photogram. Students will use the computer lab to generate digital negatives to contact print onto freshly coated cyanotype paper. This digital negative making technique can be used for most alternative printing processes, blending digital technology with hands-on printing.

📱 A basic knowledge of Photoshop is helpful.

Mary Whalen

Sat (2-day) 2/25&3/4 1-4pm

Darkroom and Computer lab

\$80 / Members: \$60

WINTER LANDSCAPE

Explore Michigan's winter landscape to hone skills in making photographs. Students' work shared and discussed, along with field techniques and post exposure finishing of images. Several sessions will be weekend field trips to locations in the Kalamazoo area.

Mark Cassino

Tue (8 wks) 1/10-2/28 6:30-9pm

Multi-Purpose Classroom

\$175 / Members: \$155



COLLAGE / MIXED MEDIA

Create a personal history, make a statement, and explore abstract textures. Take original content from old books, magazines, sketchbook pages and photographs to be reassembled into a new visual narrative.

TBA

Sat & Sun (2-day) 2/11-2/12 12-3pm

Multi-Purpose Classroom

\$80 / Members: \$60



HANDMADE PHOTO BOOK

Select, edit, print, and bind photos into a handmade artist book. Artist-made books will serve as inspiration. Saturday will be devoted to the editing of selected images and printed on archival inkjet paper. On Sunday, students will fold, stitch, and bind into a hardcover book. Instructors will email instructions for images to be used.

📱 A basic knowledge of Photoshop or Lightroom is helpful.

Mary Whalen and Deb Mattson

Sat (2-day) 1/21&1/28 12-4pm

Computer Lab / Print Studio

\$110 / Members: \$90



LIGHTROOM CLASSIC FUNDAMENTALS

Learn to import images from a memory card, camera, or folder into the Lightroom catalog. Create keywords and ratings and use the basic photo adjustment tools to enhance your images. Students leave this class knowing a logical workflow from import into Lightroom to export for the web, email, or print.

📱 Lightroom Classic software installed on your computer.

Kelly Walkotten

Tue (4 wks) 3/7-3/28 6-8pm

Online \$85 / Members: \$65

Sculpture

MYTH AND MASK MAKING

Explore the meaning behind the mask. We will use concepts of the shadow, archetypes and myth as a template to create uniquely personal masks. Students will learn silicone body-casting techniques and life cast in hydro stone, resins, and clay. Students are also encouraged to sculpt or carve from whatever materials suit their process.

Brent Harris

Mon (12 wks) 1/9-3/27 6:30-9pm
Studio 1 \$300 / Members: \$280

METAL FABRICATION FOR BEGINNERS AND BEYOND

Explore many exciting technologies such as MIG, Gas, Stick and TIG welding for those new to metal or interested in expanding metalworking skills. This course is available to those new to metal or interested in expanding their metalworking skills. Students can emphasize design, form and creative engineering, while developing the skills needed to create unique sculptural forms from steel.

Brent Harris

Wed (12 wks) 1/11-3/29 10am-12:30pm
Studio 1 \$300 / Members: \$280

METAL GARDEN ART

Learn basic MIG welding techniques, plasma cutting and metal fabrication in a safe, encouraging environment. This class is for newcomers interested in making their own unique steel garden sculptures.

Eric Potts

Tues (12 wks) 1/10-3/28 10am-12:30pm
Studio 1 \$300 / Members: \$280



SAMPLING METAL GARDEN ART

Learn basic MIG welding techniques, plasma cutting and metal fabrication in a safe environment. This workshop is for newcomers interested in making their own unique steel garden sculptures.

Paul Nimz

Sat (1-day) 3/25 10am-12:30pm
Studio 1 \$70 / Members: \$50

CREATING FANTASY CREATURES IN POLYMER CLAY

Learn the techniques associated with the unique and accessible medium of polymer clay. Armatures, finishing, and basic sculpting and firing techniques will be covered. Students will be guided through the process of creating a surreal creature using photorealism and creative license.

Sarah Nott

Wed (12 wks) 1/11-3/29 5:30-8pm
Studio 1 \$300 / Members: \$280

WELDED METAL SCULPTURE/ INDEPENDENT STUDY

Expand problem-solving skills and enhance techniques in metal sculpture through self-direction. Students must be familiar with the safe use and operation of the equipment in the studio and provide their own approved material.

🔗 Permission of the instructor is required.

Eric Pott

Tue (12 wks) 1/10-3/28 6:30-9pm
Studio 1 \$300 / Members: \$280

EXPLORING SURREALISM IN SCULPTURE

Participants will work to develop personal motifs (animals, symbols, settings) as well as gain technical skills in clay.

These symbols will be used to create an interdisciplinary sculpture anchored in surrealism. Demonstrations will be accessible to all skill levels and will focus on developing hand building skills, developing ideas, and exploring alternate finishing techniques including paint, glaze, encaustic and fibers.

Yve Holtzclaw

Thur (12 wks) 1/12-3/30 6:30-9pm
Studio 1 \$300 / Members: \$280

SOFT SCULPTURE

Discover the soft side of sculpture in this experimental sculpture class. Investigate fabric's potential as an alternative medium for creating 3-dimensional forms. Students will draft patterns, use embroidery and appliqué to add linear elements and color, and complete original fabric sculptures. The class will work with fabric, thread, poly-fill, and more. Depending on student interest, additional materials and techniques may be covered. Prior experience and a sewing machine are helpful, but are not required.

Marissa Klee-Peregon

Sun (11 wks) 1/15-3/26 1-3:30pm
Studio 1 \$270 / Members: \$250

SCULPTURE FOUNDATIONS

Designed for those who want to develop skills and understanding while embarking in the world of sculpture. Students will explore a variety of ways to interact in three dimensions including welding/metal fabrication, creative clay sculpture and mold making. This class is open to anyone looking to expand their skills in the dynamic world of sculpture.

TBA

Sat (12 wks) 1/7-3/25 1-3:30pm
Studio 1 \$300 / Members: \$280

DARLA JACKSON VISITING ARTIST WORKSHOPS



ANIMAL SCULPTURE

Investigate animal forms in clay and understand how these forms can be used to create narrative works. Learn techniques specific to animal sculpture (comparative anatomy, the importance of texture, and body language and armature construction). Explore animal sculptures throughout history from a wide range of cultures. Also explore contemporary sculpture while learning how animal forms can be used to express a wide range of ideas.

Thu & Fri (2-day) 3/2-3/3 11am-5pm
Studio 1 \$160 / Members: \$140

FINISHES FOR SCULPTURE

This course, co-taught by painter Paul Romano and sculptor Darla Jackson, will cover using cold patina techniques to finish sculpture in unconventional ways. Learn the importance of building up layers when finishing work and how to emphasize textures using color. The class will also focus on using finishes to enhance the concept behind the work and the role that color plays in sculpture.

Sat (1-day) 3/4 9am-12pm
Studio 1 \$85 / Members: \$65

MOLD MAKING INTRODUCTION

Explore various forms of silicone rubber molds and their uses in various sculpture processes. See examples of block molds, blanket molds and brush on molds and will learn which method is best for different needs. Students will learn about techniques specific to rubber mold making, mold making in a range of sizes, the impact of the multiple, and how using different molds can be used to express their ideas. This class will be in a lecture format with various demos. Students will not be making molds during the class but will leave with specific instructions on how to do so on their own and a list of resources.

Sun (1-day) 3/5 12-3pm
Studio 1 \$85 / Members: \$65



Image credit: Darla Jackson

Printmaking

TOUR DE PRINTMAKING: 6-WEEK PRINTMAKING TOUR

Discover the world of printmaking with this 6-week “tour” that explores the five basic processes available in The Kirk Newman Art School Printmaking Studio. Students will spend one week each completing a project in relief, intaglio, screenprinting, monoprint, and lithography, and have an extra week of studio time at the end of the class to continue work on any of their projects.

Both Sections:

Printmaking Studio

\$220 / Members: \$200

Printmaking Faculty

(A) Thu (6 wks) 1/12-2/16 5:30-9pm

(B) Thu (6 wks) 2/23-3/30 5:30-9pm

BEGINNING PRINTMAKING

Immerse yourself in a variety of projects designed to teach students the history and practice of printmaking. Students will carve a simple rubber stamp and a linoleum block, learn about intaglio methods by completing drypoint and acid-etched plates, make a collagraph, and draw and print a simple plastic lithography plate.

Deborah Mattson

Thu (12 wks) 1/12-3/30 1-3:30pm

Printmaking Studio

\$300 / Members: \$280



INTERMEDIATE PRINTMAKING

Develop your printmaking skills while learning new processes for intaglio and relief. Students will learn new techniques for adding texture and value to their intaglio plates, experiment with wood matrices through reduction carving and mokulito (wood lithography), and learn multi-color printing and registration techniques. There will be time to work on their independent projects. Bring previous prints, work-in-progress, sketches, and ideas to the first class.

🌀 Beginning Printmaking

Deborah Mattson

Thu (12 wks) 1/12-3/30 1-3:30pm

Printmaking Studio

\$300 / Members: \$280

INTRO TO LITHOGRAPHY

Drawings come to life as reproducible prints. Students will begin with Pronto plate printing, one of the easiest and fastest printing processes. This course will also cover the more traditional lithographic media of aluminum plates and stones. Step-by-step instructions will take students through the basics of plate preparation and press operation. Enjoy drawing and printing images with the potential of creating an edition of your prints.

Don Dombrowski

Wed (12 wks) 1/11-3/29 6:30-9pm

Printmaking Studio

\$300 / Members: \$280

FINE ART PRINTMAKING FOR PAINTERS

Increase your visibility and sales by creating fine art edition prints of your favorite personal images. Students will consult with the instructor to determine which printmaking technique best expresses their visual style, then create a black and white edition of their work using that technique. This class is for artists who are confident in their drafting and image-making skills and would like to learn a new medium with which to reproduce their work.

Deborah Mattson

Tue (12 wks) 1/10-3/28 1-3:30pm

Printmaking Studio

\$300 / Members: \$280



SCREEN PRINTING BASICS

Learn the basics of screen printing and develop skills into multi-layer prints. Sessions include individualized instruction with plenty of work-time in the studio. Students can screenprint on paper or fabric to make their own prints, cards, posters or gifts. Bring drawings, photos, works-in-progress or ideas to the first class. Choose either session or take both to complete larger projects.

Both Sections:

Printmaking Studio

\$170 / Members: \$150

Patrick Kinne

(A) Tue (6 wks) 1/10-2/14 6:30-9pm

(B) Tue (6 wks) 2/21-3/28 6:30-9pm

INTERMEDIATE SCREEN PRINTING

Explore screen printing as a fine art medium, emphasizing multiple colors, experimental substrates, and as an element in collage. Students should know basic screen printing techniques. Choose either session or take both to complete larger projects.

🌀 Basic screen printing techniques

Both Sections:

Printmaking Studio

\$170 / Members: \$150

Patrick Kinne

(A) Tue (6 wks) 1/10-2/14 6:30-9pm

(B) Tue (6 wks) 2/21-3/28 6:30-9pm

BLOCK PRINTING

Develop relief printing skills in this class for beginners to advanced printmakers. Printing carved blocks is one of the oldest, simplest, and most versatile tools for reproducing art. Students will learn techniques of carving and printing linoleum and woodblocks, and benefit from our well-stocked collection of tools and equipment. Please bring drawings or reference photos to the first class.

Trevor Grabill

Mon (12 wks) 1/9-3/27 6:30-9pm

Printmaking Studio

\$290 / Members: \$270

Printmaking (cont'd)

THE UNIQUE PRINT — MONOTYPES

Explore monotype printmaking and create one-of-a-kind prints through various transfer methods from a plate or matrix onto paper or other substrates. The course will teach students stenciling and masking, chine colle, image transfer processes, overprinting and various other image making techniques. Students will be encouraged to experiment, explore and layer various techniques to create a portfolio of one-of-a-kind prints.

Debbi Kreps

Wed (6 wks) 1/11-2/15 1:30-4pm
Printmaking Studio \$170 / Members: \$150

PRINTMAKING STUDIO

Printmaking Studio is designed for the experienced, independent artist/printmaker who would like to utilize the KIA's well-equipped printmaking studio. Enrollment includes storage and access to equipment during Open Studio Hours. Students must arrange to meet with the instructor the first week to review shop rules and safety. Materials are available for purchase.

🔗 Departmental approval

Deborah Mattson

Variable times (12 wks) 1/9-3/27
Open studio hours
Printmaking Studio \$290 / Members: \$270

SIMPLE BOOKMAKING

Imagine being able to make custom journals and sketchbooks! Students will learn a variety of simple bookmaking projects they can complete at home including single-sheet folded forms, and single- and multiple- signature stitched and bound books. A supply list will be sent when you register; most of the supplies will be simple household tools and some recycled materials.

Deborah Mattson

Wed (6 wks) 1/11-2/15 1-3pm
Online \$140 / Members: \$120

PRINTMAKING AT HOME

Learn from home this winter and discover a variety of printmaking techniques that can be done using supplies students may already have at hand. Projects will include eraser carving, foam plate relief, gel plates, kitchen lithography, plastic drypoint, and screenprinting. Have fun using your printmaking skills to enhance all kinds of surfaces! You will be sent a supply list when you register for the class, and you can pick up a supply kit at the KIA.

Deborah Mattson

Wed (6 wks) 2/22-3/29 1-3pm
Online \$120 / Members: \$100

SUMINAGASHI: JAPANESE FLOATING INK MONOPRINTING

Join us to learn a hypnotic, endlessly entertaining printmaking method! Learn the ancient Japanese monoprinting technique known as suminagashi, or 'floating ink' printmaking. Setup, materials and process for this technique will be covered, and students will be able to walk away with numerous abstract monoprints.

Sarah Nott

Sat (1-day) 1/14 12-3pm
Printmaking Studio \$50 / Members: \$30

BLIZZARDS!

Escape the winter blues by learning to make your own blizzards— blizzard books, that is. Students will make several styles of blizzard books including simple blizzard books with pockets, blizzard folders and boxes, and crown books and stars. All paper will be supplied, but you are encouraged to bring any specialty papers you might have.

Deborah Mattson

Sat (1-day) 1/21 1-5pm
Printmaking Studio \$70 / Members: \$50

STAMP CARVING

Start a collection of hand carved stamps at this workshop. Students will learn about designing relief images and learn to carve them using soft Speedy Carve rubber. They will also learn ideas to use your stamps to create fine art and embellish notecards, bookmarks, and other projects.

Trevor Grabill

Sun (1-day) 2/26 12-4pm
Printmaking Studio \$70 / Members: \$50

SILK SCREEN WORKSHOP: PRINTING T-SHIRTS

Personalize and enhance T-shirts and other attire using screen printing! Students will learn some screen printing basics and then apply their own designs to the fabric items of their choice. Practice fabric will be provided; bring your own t-shirts or other blank apparel. Bring a lunch and snacks.

Patrick Kinne

Sat & Sun (2-day) 3/4 & 3/5
Sat 9am-5pm; Sun 1-4pm
Printmaking Studio \$110 / Members: \$90

HANDMADE PHOTO BOOK

Select, edit, print, and bind photos into a unique handmade book. Artist-made books will serve as inspiration! The first session will be devoted to editing and sequencing images. The selected images will be printed on archival inkjet paper. The following Saturday will be committed to folding, stitching, and binding into a hardcover book. All materials included. Instructions will be emailed about image quantity and file size to be used.

🔗 A basic knowledge of Photoshop or Lightroom is helpful.

Mary Whalen and Deb Mattson

Sat (2-day) 3/18 & 3/25 12-4pm
Computer Lab and Printmaking Studio
\$110 / Members: \$90



JOURNAL MAKING

Notes, poems, sketches, doodles! Students will learn how to make a hardbound journal! Learn the anatomy of the book form and create a own journal from start to finish using a variety of papers. Bring inspirational papers to decorate the inside of your journal or use some of ours. No experience necessary. Your finished journal can leave with you at the end of the day and will be roughly 6x9 inches. Bring a lunch and snacks.

Rachel Stickney

Sat (1-day) 2/18 9am-4pm Printmaking Studio \$90 / Members: \$70

Fiber

FLOOR LOOM WEAVING

Come and join the community centered around one of the few weaving studios in Southwest Michigan. All levels of weavers, from complete beginner to advanced, weaving for years, are welcome. Beginners will weave a sampler to learn the basics. For those familiar with weaving, an individualized plan of study will be created.

Both Sections:

Weaving Studio \$280 / Members: \$260

Gretchen Huggett

(A) Thu (12 wks) 1/12-3/30 1-3:30pm

(B) Thu (12 wks) 1/12-3/30 6:30-9pm

RUG HOOKING: BEGINNING AND ADVANCED

Try something new or advance your rug hooking skills. Beginning students will experience an overview of methods and create a small hooked mat using linen and wool fabric. Continuing students will design original hooked rug patterns and work on their choice of projects, with expert instructor guidance. Bring a tote bag and scissors to the first class. Linen for pattern-making and a limited amount of wool for hooking are included, along with other tools.

Both Sections:

Studio 4 \$240 / Members: \$220

Martha Rosenfeld

(A) Thu (10 wks) 1/12-3/16 1-3:30pm

(B) Thu (10 wks) 1/12-3/16 6:30-9pm

TAPESTRY WEAVING

Explore the intriguing process of weaving pictures through tapestry weaving. Students will learn the basic tapestry joins and different ways to shade and blend yarns using adjustable tension frame looms furnished by the instructor. Several warping styles will be demonstrated and used. Discussions will include making a cartoon or plan for the tapestry, and how to transfer the design to the warp threads. Finishing techniques, lining the weaving and ways to mount it will be demonstrated. No prior weaving experience is needed.

Nancy Crampton

Wed (4 wks) 2/22-3/15 6:30-9pm

Weaving Studio \$110 / Members: \$90



SPINNING

Beginners will learn the basics including spinning, plying, and setting their finished yarns while intermediate/advanced students will follow exercises and techniques to aid in consistency, ply structure, custom blending, and more. Wheels may be reserved to borrow at the time of registration.

Emily Wohlscheid

Mon (6 wks) 2/20-3/27 6-8:30pm

Weaving Studio \$150 / Members: \$130

HANDSPUN NOVELTY YARNS

Dive into wild and textural handspun yarn techniques! Building upon foundational spinning skills, students will explore the vast array of possibilities that novelty or "art" yarns can yield. The class will cover core spinning, alternative plying techniques, creating custom fiber blends, recommended uses for yarns, and more!

Emily Wohlscheid

Mon (6 wks) 2/20-3/27 10am-12:30pm

Weaving Studio \$150 / Members: \$130



INTRO TO EMBROIDERY

Practice basic stitches to create embroidered masterpieces. Learn several simple embroidery techniques to bring images on cloth to life through texture and color with thread.

Emily Wohlscheid

Sat (1-day) 2/25 1-4pm

Weaving Studio \$60 / Members: \$40



NAALBINDING MITTENS

Learn the ancient art of Naalbinding, the oldest form of looped garment construction. Using a large specialty needle, students will learn one of the many stitches in Naalbinding to begin a pair of mittens from 100% wool yarn. Students will leave with all the skill and material to complete their mitten project.

Heidi Bukoski

Sat (1-day) 3/18 10am-4pm

Weaving Studio \$80 / Members: \$60



GRANNY SQUARE KERCHIEF OR SHAWL

Crochet a simple kerchief in a vintage classic style! Focusing on the basics, students will be led through essential crochet stitches including chains, single crochet, double crochet, increasing, decreasing, and finishing to create a stylish nod to the granny square afghan.

Emily Wohlscheid

Sat (1-day) 2/11 11am-3pm

Weaving Studio \$60 / Members: \$40



STITCHING YOUR STORY: A CREATIVE PROCESS WITH THREAD AND FABRIC

Express your creativity through needle and thread. Basic stitching techniques like running stitch, back stitch will be combined with fabric and backing to illustrate a personal theme or story through a piece of fiber art. Using simple stitches, interesting fabric, colorful threads, and more, students will create a unique work of art.

Rita Petteys

Sat & Sun (2-day) 2/18-19

Sat 1pm-5pm, Sun 12pm-4pm

Studio 4 \$75 / Members: \$55



STENCIL AND STITCH A STORY!

Stencil and stitch your way through visual storytelling! Students will be led through techniques in fabric painting, creating stencils, and basic embroidery stitches. Students will leave with a 5x7 stenciled piece of fabric of their original design and will have begun stitching details and enhancements.

Rita Petteys

Sat & Sun (2-day) 3/18-19

Sat 1-5pm, Sun 12-4pm

Studio 4 \$75 / Members: \$55

SUMMER AND WINTER: THE WEAVE STRUCTURE

Summer and winter (S/W) is a versatile weave structure that can be used for fine fabrics or rugs, depending on the materials used. Students will use their looms at home and classes will include discussions on the origins of S/W, profile drafts, turning drafts, the use of computer software and how the materials used will affect the type of cloth produced.

Advanced beginner level of weaving experience

Gretchen Huggett

Tue (4 wks) 3/7-3/28 6-8:30pm

Weaving Studio \$95 / Members: \$75



NEEDLE FELTING OR DRY FELTING

Come make soft wool into three dimensional objects and bas-relief images. Students will learn the terminology, techniques, and materials necessary to create works of needle felting out of wool.

Sarah Nott

Sat & Sun (2-day) 3/18-3/19 12-3pm

Multi-Purpose Classroom

\$70 / Members: \$50

Children's Classes

Tuition for the children and teen classes has been reduced for everyone through the generosity of John and Rosemary Brown. Appropriate age and grade strictly adhered to. All materials are provided. Additional scholarships are available if needed.

AGE 3-4 (WITH ADULT)

MY FIRST ART CLASS

Meet the museum! Young children and their favorite grown-up are introduced to the museum and art making in this multimedia class. Clay, paper, paint and more will be used in the creative processes for this fun class. Each week we will make a new project using new materials.

Both Sections:

Multi-Purpose Classroom

One adult & one child

\$50 / Members: \$30

Corinne Satterlee

(A) Fri (4 wks) 1/13-2/3 10-11am

(B) Sat (4 wks) 1/7-1/28 10-11am

AGE 5 — KINDERGARTEN

MATERIAL EXPLORATION

Artistic expression blossoms as students are introduced to a new medium in each course! Your child's artistic expression will bloom and grow in the multi-dimensional class. Students will be introduced to new media each session such as clay, paint and printmaking.

Corinne Satterlee

Sat (6 wks) 2/18-3/25 9:30-11am

Multi-Purpose Classroom

\$135 / Members: \$115

GRADES 1-3

ART EXPRESSION

Weekly classes allow children to experience the styles and techniques used by artists, learn art vocabulary, and develop art-making skills through discussion and hands-on activities using a variety of media for drawing, painting, printmaking, sculpture, ceramics, fibers and more!

Stephanie Teegardin

Sat (12 wks) 1/7-3/25 9:30-11am

Studio 2 \$170 / Members: \$150

ALL ABOUT CLAY

Get your hands dirty in this class while creating special works of art in clay. Students will try their hand at slab construction, coil building, drape molding, and more.

Yve Holtzclaw

Sat (12 wks) 1/7-3/25 9:30-11am

Studio 7 \$175 / Members: \$155

GRADES 4 - 6

THE ART OF DRAWING

Develop the art of drawing! While continually building on the concept of seeing as the most important tool for drawing, this class will explore the elements of drawing through a variety of media. Each class will be devoted to a deeper understanding of drawing techniques.

Al Harris

Sat (5 wks) 1/7-2/4 9:30-11am Studio 4

\$85 / Members: \$65

CLAY ON THE WHEEL

Students will spend time learning to center and form clay on the potter's wheel, to make bowls, cups, and vases. Hand-building techniques will also be pursued. Students will be inspired to create artwork that reflects their unique talent and creativity.

L. Merkel

Sat (12 wks) 1/7-3/25 9:30-11am Studio 5

\$175 / Members: \$155

MIDDLE & HIGH SCHOOL

DRAWING AND PAINTING

Explore visual culture through drawing and painting mechanisms through individualized instruction. Students will be encouraged to create artwork that brings out their unique talent and creativity across many mediums.

David Yeider

Sat (12 wks) 1/7-3/25 9-11:30am Studio 6

\$270 / Members: \$250

PHOTOGRAPHY

Beginning students shoot, develop, and print film photos in the KIA's well-equipped traditional darkroom. Students will master the basics of photography's history, as well as fundamentals of composition and design. Cameras and all materials will be provided.

Trevor Grabill

Sat (12 wks) 1/7-3/25 9-11:30am Photography Studio

\$270 / Members: \$250

CLAY ON THE WHEEL

Create pieces through a variety of techniques on the wheel! Students will create vessels on the potter's wheel guided by demonstrations of basic skills and a variety of techniques and hand building. An independent class with one-on-one instruction, developing a personal style will be encouraged.

L. Merkel

Sat (12 wks) 1/7-3/25 12-2:30pm Studio 5

\$280 / Members: \$260

SPRING BREAK ART CAMP: GRADES 1-5

Spring break camp is offered in full and half day options. Students will be introduced to art in the galleries to inspire imagination and creativity before creating their own works of art in the studio. Please send lunch with full day students. Appropriate age and grade is required.



All sections:

Mon-Fri 3/27-3/31

Camp Faculty

(A) Full Day: 9am-4pm \$300 / Members: \$280

(B) Half Day: 9am-12pm \$190 / Members: \$170

(C) Half Day: 1-4pm \$190 / Members: \$170

KALAMAZOO INSTITUTE OF ARTS

314 South Park Street | Kalamazoo, MI 49007

NON-PROFIT ORG

US Postage

PAID

Kalamazoo, MI

Permit No 297



HOLIDAY ART SALE

Thursday, November 17 | 5-8pm | MEMBERS ONLY

Friday, November 18 | 5-8pm

Saturday, November 19 | 9am-3pm