

WINTER 2022

KALAMAZOO INSTITUTE OF ARTS

# Sightlines





**KALAMAZOO INSTITUTE OF ARTS**

314 S. Park Street  
Kalamazoo, MI 49007  
269-349-7775  
museum@kiarts.org

**EXECUTIVE DIRECTOR**  
Belinda A. Tate

**2021-2022 BOARD OF DIRECTORS  
EXECUTIVE COMMITTEE**

Jack Michael, President  
William U. Parfet, First Vice President  
Perry Wolfe, Second Vice President  
Sabrina Pritchett-Evans, Treasurer  
Caroline Pavone, Secretary  
Priscilla Pedraza, Past President

**BOARD MEMBERS**

Danielle Mason Anderson, Dr. Cheryl Dickson,  
Deanne Hartman, Angela Graham, Bjorn Green,  
Dr. Keith Kenter, James Liggins, Jr.,  
Karen Matson\*, Jack Michael, Mike Ouding,  
Lora Painter, William U. Parfet, Caroline Pavone,  
Priscilla Pedraza, Sabrina Pritchett-Evans,  
Philip Repp, Andy Richards, Robb Smalldon,  
David M. Thoms, Michelle Tombro Tracy,  
Thomas Turner, Dr. L. Marshall Washington,  
Jamie Williams, Perry Wolfe

\*Art League President serving a one-year term.

The Kalamazoo Institute of Arts  
is accredited by  
the American Alliance of Museums



Publication of Sightlines is supported by:



**COVER IMAGE CREDIT:**

Fred Wilson, *Untitled (Venice Biennale)*, 2003, C-print.  
Permanent Collection Fund  
Purchase

This work will be on view in the  
exhibition *Africa, Inspired*.

# Greetings Friends,



*Every* season offers a great opportunity to lift up the creative talents of the Kirk Newman Art School faculty at the KIA. This winter, we celebrate with the biennial *KNAS Faculty Review* exhibition. Over the past two years, the KNAS has implemented more online learning and inventive ways to reach students at home. Onsite and online, the School team continues to provide safe spaces for community members to grow their creativity. Now, everyone is invited to honor the achievements of this outstanding group of artists and share in their talent, skill, and ingenuity.

At the KIA, we have an increased focus on supporting health, healing, restoration, and rejuvenation throughout the region. Our exhibitions, classes, and programming reflect our care for the community’s wellbeing while offering compelling opportunities to experiment, grow, and learn. As 2021 ends, I am reminded of how important our building is for members, students, and visitors as an uplifting space. As ever, our team continues and updates our cleaning and sanitizing protocols to keep the KIA as safe as possible for everyone to enjoy. Thus, visit us as part of your self-care.

Exhibitions such as *Todd Gray: Crossing the Waters of Space, Time, and History* and *Ginny Ruffner: Reforestation of the Imagination* introduce new, intriguing, thought-provoking environments to explore. These exhibitions make the most of time well spent with family and friends of all ages. Our digital offerings are expanding, too. Visit the KIA website for lectures, discussions, past content, and other unique art-based experiences.

I wish you and your loved ones a safe and healthy year. I am optimistic about all that we will do together in 2022 and beyond. Thank you for your contributions and your support of the KIA and our shared community.

Take good care,

Belinda Tate



image credit: Kirk Newman Art School Faculty Review 2019

**04 NEWS & NOTES**

- Annual Fund
- Give the Gift of Art
- Gallery Shop
- Planned Giving
- Welcome to New Board Members

pg 4



Shop one-of-a-kind creations by local artists at the 48th annual Holiday Sale.

**09 EXHIBITIONS**

- Ginny Ruffner: Reforestation of the Imagination*
- Todd Gray: Crossing the Waters of Space, Time, and History*
- Vistas: Visions of China, Japan, and Korea*
- Kirk Newman Art School Faculty Review*
- It's a David Small World*
- Africa, Imagined: Reflections on Modern and Contemporary Art*

pg 9



Stellar exhibitions for 2021-22

**14 PROGRAMS**

- Book Discussions
- ARTful Evenings
- ARTbreak
- Art Detectives

pg 15



Don't miss Mark Nepo reading from his book, *Drinking from the River of Light*, on December 9.

**19 KIRK NEWMAN ART SCHOOL**

The Art School offers online and on-site classes from ceramics and jewelry to printmaking and photography. Full semester and one- and two-day workshops are available.

pg 21



Develop your conversational American Sign Language.

Learn more about all of the KIA's programs, exhibitions, and more at [KIArts.org](http://KIArts.org).

**STAY IN TOUCH!**

Connect with us on social media with Facebook, Instagram, LinkedIn, & Twitter.



**STAY INFORMED!**


Sign up for our weekly digital newsletter [museum@kiarts.org](mailto:museum@kiarts.org).



# News & Notes

## 'Tis the Season

*The KIA Gallery Shop* offers a delightful selection and ever-changing array of art and handmade creations from local, regional, and international artisans. These products serve to empower the artists and their craft, making a unique selection of gifts to treat yourself or that special person. Stop in today to help support the arts with your purchase. Don't forget, during the KNAS Holiday Sale all members receive a **double discount** in the shop!



### 3 DAYS OF SHOPPING!

#### KNAS Annual Holiday Sale Nov. 18-20

Celebrate the 48th annual Holiday Sale, bringing together the students and faculty of the Kirk Newman Art School for an amazing 3 days. This is the only place to shop an exquisite selection of works by faculty and accomplished students. You will find affordable one-of-a-kind creations — making the perfect gifts.

A portion of every purchase supports KNAS programs and most directly benefit the artists!

**Nov. 18, 5-8pm**  
Members-Only Shopping Day

**Nov. 19, 5-8pm and Nov. 20, 9am-3pm**  
Open for everyone

**Nov. 8-Dec. 19** — Online Sale

## Give a Gift...

Membership is a gift that truly keeps on giving. It provides all-year access to world-class exhibitions, exclusive member events, special discounts, and memories to last a lifetime. *(Membership levels start at \$55.)*

### Get a Gift...

When you give a new membership before the end of December, receive a small thank you gift from us. *(While supplies last.)*

### Of Creativity

Give a loved one (or yourself) the gift of creative expression with one of our many classes or workshops at the Kirk Newman Art School! *(Gift certificates available.)*





# Honoree

KIA Executive Director Belinda Tate was honored by Michigan Women Forward as a 2021 Woman of Courage & Achievement! Michigan Woman Forward, a public statewide foundation devoted to the economic and personal well-being of Michigan women and girls, hosted the event.

## From Michigan Woman Forward:

*“Belinda received this well deserved recognition for her work as a community bridge builder who embraces the KIA’s vision that the visual arts are for everyone. She works to provide a cultural platform that welcomes and is inclusive of all people.”*

Please help us congratulate Belinda for this honor.



# Welcome KNAS residents!

Eight residents were accepted into the Kirk Newman Art School 2021–2022 Post-Baccalaureate Residency Program — two residents will focus study in each area, including ceramics, sculpture, printmaking, and painting. The residents hail from Southwest Michigan, Georgia, and Indiana and are alumni of Western Michigan University, Massachusetts College of Art and Design, Cleveland Institute of Art, Wellesley College, and Indiana University Southeast.



*Pictured (left to right): Rebecca West (printmaking), Marisa Klee-Peregon (sculpture), Brendan Barnes (ceramics), Remi Harrington (printmaking), Yve Holtzclaw (ceramics), and José Velarde-Chan (sculpture). (Not pictured: Ellen Vandermyde and additional painting resident.)*

# News & Notes

Welcome to the new and returning KIA Board members elected at the September 21 Annual Meeting.




*Dr. Angela Graham  
Fetzer Institute*



*Jamie Williams  
Williams Capital Management  
of Raymond James*



*Danielle Mason Anderson  
Miller Canfield*



*Deanne Hartman  
PNC*



# Anagama Kiln turns 21

Over 800 ceramic pieces filled the Kirk Newman Art School's anagama kiln celebrating the 21st year and the second firing of 2021. Built in 2000, the kiln heats to nearly 2,500 degrees to create finished artworks from students enrolled in the anagama kiln class.

It takes the anagama kiln students almost 4 days to load. Then the firing begins outside of the kiln as a small campfire. The heat slowly gets sucked into the kiln, taking about a week to reach its peak heat. Another week goes by before the kiln is cool enough for students to remove their pieces, revealing beautiful works in varied colors and shades.



## Congratulations to our new docent president!

Help the KIA welcome the new Docent President, Bridget Fox!

Bridget took her first class at the Kirk Newman Art School in the '70s, has been in the West Michigan Area Show, and graduated from her Docent Class in 2019. Welcome Bridget!




# Annual Fund

This year we cordially invite you to support our Annual Fund.

Art is resilient, and it has the ability to transform and bring peace and inspiration to everyone it reaches. As we wrap up 2021, we are reminded of the unity of not only our team, but the greater Kalamazoo community, donors, members, stakeholders and others who have made this year possible.

We have seen this throughout the year in so many ways. When you make a gift, you ensure that art will continue to be abundant at the KIA. Starting now through December 31st your support directly contributes to world class exhibitions, the collection, programs, the Gallery Shop, Meader Fine Arts Library and the Kirk Newman Art School classes and workshops.

Please visit [KIArts.org](http://KIArts.org) to make a secure online donation or call the Advancement team at 269-585-9297. You will also find a giving envelope attached in this issue of Sightlines.



Tylynn Sawyer, *American Woman: Columbia*, 2018, oil on canvas. Collection of the Kalamazoo Institute of Arts, Elisabeth Claire Lahti Fund purchase.



# The Legacy of Giving

**Express** your love of the arts. **Share** your enjoyment of the arts.  
**Preserve** creativity for decades to come.

Would you consider a legacy gift to the KIA? Planned giving donations can include art works or financial contributions, equity and stocks, all supporting the mission and work of the KIA. To begin a conversation about the impact you would like to have, contact Kimberly Earnshaw, Director of Advancement, 269-349-7775.



“The Kalamazoo Institute of Arts has been an integral part of the Carter Family for three generations. This has included the Kirk Newman Art School youth camps and adult classes, Art Detectives, ARTbreak, docent training, exhibition openings, and annual events such as the Holiday Sale and Arts Fair. We have enjoyed many outstanding nationally acclaimed exhibitions, and the KIA’s permanent collection rivals any collection for a museum of our size. Therefore, it was a “no brainer” for us to remember the KIA in our estate plan.”

*Jim and Carol Carter*


Your gifts are crucial to showing why the KIA collection is a living treasure within the Kalamazoo community. Gifts like yours introduce future generations to art that inspires, fulfills, and transforms.

— Chief Curator Rehema Barber

**Remarkable works of art like these and many others were legacy gifts to the KIA.**



Max Weber, *A Musical Evening*, 1946, oil on panel. Bequest of Patricia Wyngaarden Fitzpatrick



Pierre Auguste Renoir, *Ambroise Vollard*, 1919, lithograph. Bequest of Mary Dobrovir



# Collection Highlight

From ancient Egypt to present, the practice of portraiture has flourished globally for over 5,000 years. Portraiture records the lives of individuals in ways that illustrate beauty, intelligence, leadership, wealth, and other qualities.

*Irving's Class*, 2021 by Conrad Egyir, is a portrait of a masked individual. The composition, infused with philosophical musings, both conceals and exposes aspects of the sitter's character. Cleverly using a face mask, the artist conveys the challenges and opportunities presented by this current pandemic moment in our society. The mask also disguises the sitter's gender.

Egyir begins his process by using photography to capture his subjects with props intended for the final painting. As the work evolves, the artist adds and subtracts elements that contextualize and emphasize the sitter and the subject matter. The process gives rise to a type of personal tableau that, like history, represents a narrative that has evolved from an original (in this case, photographic) "truth."

This painting is the first of a new series of works by Egyir where he combines philosophical and spiritual references with symbolic crowns. Three books confer knowledge and power upon the head of a sitter. Two books directly reference the vibrancy and diversity of the Detroit-area contemporary arts scene. The last volume refers to *Dapper Dan*, a designer and fashion icon from Harlem, New York. Seemingly, the sitter carries the historic and contemporary legacies of both Harlem and Detroit, two communities that have indelibly impacted the globe through Black creativity. Despite having the nose and mouth covered, during Covid, social distancing, and quarantines, this creative legacy has not been silenced. The Black Cube logo refers to an imaginary creative space that will give rise to new artistic endeavors.

The peace lily in a gold planter (left) and lush green leaves (right) are hopeful signs of peace, prosperity, and resurrection. The words *Tabula Affinatum* refers to healing, explicitly referencing a chart that identified compatible combinations for medical treatments commissioned by pharmacist Franz Huber Hofer in 1766 for the Grand Duke of Florence's apothecary. To the sitter's left, Egyir declares *amare*. The word is widely recognized as Latin for "to love," but it also carries meanings in Sanskrit, Igbo, and Amharic referencing immortality, strength, and physical beauty. With these words, Egyir evokes emotional and spiritual characteristics that connect art and creativity to the core tenants of humanity, including a desire to build on the past to create healthy new beginnings.

**Save the Date: ARTful Evening with Conrad Egyir on February 10.**

## Conrad Egyir



Conrad Egyir, *Irving's Class*, 2021, oil, acrylic, mounted wood on canvas.  
Collection of the Kalamazoo Institute of Arts,  
Elisabeth Claire Lahti Fund Purchase

Conrad Egyir received a BA from Judson University, Elgin, IL in Studio Art in 2015 and his MFA from Cranbrook Academy of Art in 2018. His work is in the permanent collections of Pérez Art Museum, Miami; The Detroit Institute of Arts, Detroit; the JPMorgan Chase Art Collection, NY; and the Cranbrook Art Museum, Bloomfield Hills, MI, among others. Egyir has been awarded residencies by Vermont Studio Center; ACRE Residency, Wisconsin; the Ox-Bow School of Arts and Artist Residency, Saugatuck, MI; and the International Studio & Curatorial Program, Brooklyn. The artist has been featured in solo shows at the Museum of Contemporary Art Detroit in 2020, and the UTA Artist Space (Beverly Hills, CA) and the Institute of Contemporary Art San José, as part of their *The Facade Project*, both in 2021. Egyir lives and works in Detroit, MI.

# EXHIBITIONS

## Unveiling American Genius

NOW ON VIEW!

This reimagining of the KIA permanent collection illuminates the ingenuity and innovation hailing from all corners of American society. *Unveiling American Genius* demonstrates our institution's dedication and commitment to an increasingly more inclusive and diverse representation of American artists within our holdings. The exhibition explores key stories by women, African Americans, Latinx, Native Americans, and others about culture, art, and history, featuring American masters such as John S. Copley, Kay WalkingStick, and Jeff Sonhouse. This thoughtful and socially relevant selection of painting, sculpture, fine craft, and mixed media weaves a shared story of art that moves beyond historical boundaries to demonstrate the diversity and vibrancy of a nation where artistic talents communicate the failings, joys, and triumphs of the human condition.

Docent tours of *Unveiling American Genius* are now available. Prepare for more in-depth programming spring 2022!



Chuang Che, *Landscape 74-117*, 1974, oil on canvas. Collection of the Kalamazoo Institute of Arts, Gift of Dr. and Mrs. Paul Wang



Image courtesy of Western Michigan University Library, copyright David Small.

## It's a David Small World

AUGUST 28 – NOVEMBER 28, 2021

The Upjohn Mason Grandchildren's Gallery has been transformed with original drawings and books by locally and nationally beloved author and illustrator duo Sarah Stewart and David Small. Original works from the books *Imogene's Antlers*, *Imogene Comes Back!*, *Catch That Cookie!*, *One Cool Friend*, and *The Quiet Place* are currently on view through November 28. See what illustrations look like before they are added to a picture book. As part of a community-wide collaboration with the Book Arts Center, the Richmond Center, Kalamazoo Public Library, and WMU Waldo Library, see and explore other works by David Small and Sarah Stewart throughout Kalamazoo.

*This exhibition is on loan from Western Michigan University Libraries, Special Collections.*



# Ginny Ruffner: Reforestation of the Imagination

SEPTEMBER 18 - DECEMBER 5, 2021

*Ginny Ruffner: Reforestation of the Imagination* is a unique installation that fuses fine glass blowing, sculpture, augmented reality (AR), and drawing. For this special exhibition, Ruffner and her collaborators developed an AR app for viewers to explore an unexpected environment using their phones and tablets. This reality-bending presentation is the artist's imagining of a gloriously complex and colorful alternative landscape. Viewers initially encounter a seemingly barren and bleak environment of tree stumps, but in the artist's re-envisioned reality and using AR, the trunks grow unique appendages of mythical flora. Some of Ruffner's creations whirl and flourish with human interaction. By challenging society's notions of reality and fantasy, of concrete and abstract, of desolation and hope, *Reforestation of the Imagination* calls attention to the current urgency related to ecological concerns. Don't miss this chance to explore the intersection of art and technology at the KIA with family and friends of all ages.

This installation was created by Ginny Ruffner, in collaboration with Grant Kirkpatrick and first exhibited with support of MadArt Studios, Seattle.

Share the magic of Ginny Ruffner with others! A full-color catalogue enabled with AR coding accompanies the exhibition and is available in the KIA Gallery Shop.



Ginny Ruffner, *Scandent vinea clayaria (Morning glory with Paul Klee leaf)*, 2017, watercolor, pencil, and image transfer on paper. Collection of the artist. Photo by Gene Young.



Ginny Ruffner, *Liriodendrum plausus (Flapping tulip)*, 2017, watercolor, pencil, and image transfer on paper. 12 x 12 in. Collection of the artist. Photo by Gene Young.

*Ginny Ruffner: Reforestation of the Imagination* is organized by the Renwick Gallery of the Smithsonian American Art Museum.

**Generous support was provided to  
The Smithsonian by:**

The Smithsonian American  
Women's History Initiative  
Elizabeth and James Eisenstein  
Ed and Kathy Fries  
Shelby and Frederick Gans  
James Renwick Alliance  
Colleen and John Kotelly  
Betty and Whitney MacMillan  
Jacqueline B. Mars  
Kim and Jon Shirley Foundation  
Myra and Harold Weiss

**Supporters of the Smithsonian  
American Women's History Initiative:**

Acton Family Giving  
Mary and David Boies  
Booz Allen Hamilton  
The Case Foundation  
Dick and Betsy DeVos Family Foundation  
Melissa and Trevor Fetter  
Sakurako, Remy, Rose and Jess Fisher  
Julie and Greg Flynn  
Ford Foundation  
Bill & Melinda Gates Foundation  
Rick and Susan Goings Foundation  
HISTORY/A+E Networks  
Mrs. Kathleen K. Manatt and  
Michele A. Manatt  
Christine and William Ragland  
David M. Rubenstein  
Alison Wrigley Rusack  
Deborah Sara Santana  
Elaine P. Wynn & Family Foundation



Support for this exhibition is provided by

Art Bridges

BECAUSE OF HER STORY



Todd Gray, *Gifty/Versailles*, 2019 three archival pigment prints in artist's frames. Courtesy of Pomona College Collection, Walter and Elise Mosher Memorial

# Todd Gray: Crossing the Waters of Space, Time, and History

SEPTEMBER 25, 2021 - JANUARY 2, 2022

*Todd Gray: Crossing the Waters of Space, Time, and History* is a continuation of the artist's investigations of European gardens juxtaposed against West and South African landscapes. Gray uses the beauty and allure of gardens to encourage viewers to reflect on the historical and contemporary systems of power that disrupt traditional relationships between people, land, and culture. Culled from his archive of photographs featuring everyday people and celebrities taken over decades, Gray's layered compositions focus attention on inherent complexities of lived Black experiences. Gray's images confront traumatic histories, while transcending time and place, presenting bridges of limitless possibilities to renegotiate an understanding and appreciation of garden spaces in the future.

Nov. 4

An Evening with Todd Gray.  
See page 15 for more details.



Todd Gray, *Ship of Fools*, 2019, two archival pigment prints in artist's frames. Courtesy of the Artist and David Lewis, New York



# Vistas: Visions of China, Japan, and Korea

OCTOBER 30, 2021 - FEBRUARY 6, 2022

Profound depictions of landscapes in Asia date back thousands of years. These images of nature, whether realistic or imaginary, have served many purposes—as points of meditation or escape, to assert pride in national identity, settings for lore and religious narrative scenes, as well as for aesthetic appreciation. They also reflect the political and social structures of the societies from which they come. The works on display exemplify the diversity of themes arising from this genre and demonstrate a range of methods that artists in Asia and of Asian descent employed within the long tradition of depicting land, nature, and the world around us.

*Vistas: Visions of China, Japan, and Korea* exemplifies our universal desire, as humans, to seek out the natural world and its wonders to find meaning, beauty, and purpose. Through multiple cultural perspectives, the exhibition demonstrates how people view, interpret and shape their surrounding landscape, and the landscape in turn, shapes the people who inhabit it. The multifaceted lenses of artists from China, Japan, and Korea in *Vistas* offers a unique range of aesthetic approaches to thinking about, studying, and creating landscapes through traditional ink painting, contemporary works on paper, ceramics, and sculpture. Artists included are ukiyo-e master Hiroshige Andō, contemporary ceramic artist Hastimoto Tomonari, and regional artists BeiBei and LeiLei Chen, among others.



BeiBei Chen and Leilei Chen, *Gaia I*, 2018, hand screenprint. Collection of the Kalamazoo Institute of Arts; Ward H. and Cora E. Nay Director's Fund purchase, 2018.15

## Kirk Newman Art School Faculty Review

DECEMBER 18, 2021 -  
MARCH 13, 2022

This biennial exhibition reveals why the KNAS faculty are among the leading artists in Southwest Michigan. Featuring new directions in the work of more than 40 professional artist-educators, this exciting display of media and techniques gives viewers a glimpse into the artistic prowess of our faculty. Highlighting a diverse range of talents, expect fine artwork in ceramics, sculpture, painting, jewelry, photography, fibers, and more. Although many of these award-winning artists exhibit across the region, this is an opportunity to experience their works together, as a team dedicated to sharing the visual arts with everyone inside and beyond the KIA studios.

Installation of the 2019  
Kirk Newman Faculty Review

# Africa, Imagined: Reflections on Modern and Contemporary Art

JANUARY 22 - MAY 1, 2022

Using a uniquely curated combination of loans and works from the KIA's collection, spanning the twentieth and twenty-first centuries, *Africa, Imagined: Reflections on Modern and Contemporary Art* will juxtapose mostly West African works of art with European and American modern and contemporary works to explore three key themes: escapism, social inquiry, and cultural reclamation.

The exhibition begins by demonstrating the mastery, discipline, and skill of African art using examples from the Yoruba, Dogon, Bwa, and Akan cultures and beyond. Then it illuminates how Western avant-garde artists such as Pablo Picasso, Le Corbusier, and others appropriated African motifs into their works. The exhibition also provides an exploration of how artists of varying cultures and perspectives have been inspired by and responded to the ideas, truths, and myths surrounding African art. Works by artists such as Romare Bearden, Beatrice Bassette, Fred Wilson, Bruce Onobrakpeya, and Lamidi Fakeye demonstrate the methods African and American artists employed to express their African heritages, dispel cultural stereotypes and influence understanding of African art and history in the Western world. *Africa, Imagined* will reveal how the arts of Africa are woven into modernism and extend deeply into contemporary art practice today, while also recognizing a variety of complicated pre- and post-colonial interpretations and experiences with African art.



Lamidi Olonade Fakeye, Untitled (*Dancer, Worshipper of Shongo*), 1987, wood, Gift of Dave Curl



Bruce Onobrakpeya, *Afieki I*, 1979, linoleum cut, Gift of Mr. & Mrs. Howard Wolpe



## BOOK DISCUSSIONS

### Parable of the Sower

Graphic novel adapted by Damian Duffy and John Jennings and novel by Octavia Butler  
November 17, 2:00 to 3:00 pm





ONLINE EVENT

**Discussion Leader:** Damian Duffy

**Note from the librarian:** This prescient work of fiction — first published in 1993 — is set in 2025. It covers themes of socio-political upheaval, climate change, and forced migration. The story is woven into matter of fact, and yet hopeful prose, and the graphic novel adds immersive and powerful imagery.

Themes in this text may extend the experience of *Ginny Ruffner: Reforestation of the Imagination* and *Todd Gray: Crossing the Waters of Space, Time, and History*.



### Drinking from the River of Light

by: Mark Nepo  
December 15, 2:00 to 3:00 pm



IN-PERSON EVENT

**From the publisher:** Just as no one can live without inhaling and exhaling, no one can live without feeling and expressing. The life of expression is how the heart breathes and how our spirit grows in the life that carries it. Writing, whatever form it takes poetry, story, memoir, or reflection is a personal form of expression, a necessary conversation with the Universe. As meditation is an ancient art that deepens our relationship to how we breathe, writing is an ancient art that deepens our relationship to all that matters. And just as the reward for practicing meditation is not that we'll become great breathers but that we'll become clear vessels of life-force, the reward for practicing a personal form of expression is not that we'll become great writers but that such practice will help us wake closer to life.

With an interactive and inviting prose to awaken and stir the artist and poet in all of us, see the ARTful Evening on page 15 for details about Mark Nepo's upcoming visit to the museum!

### Two Trees Make a Forest: Travels Among Taiwan's Mountains and Coasts in Search of My Family's Past

by: Jessica J. Lee  
January 19, 2:00 to 3:00 pm



IN-PERSON EVENT

**Note from the librarian:** This read lauded as "genre-shattering" is a tale of finding your place in a changing world. Let's make it through Kalamazoo's less sunny months together, and again gather in person for our discussion! This book may also extend the experience of viewing the museum's works in *Vistas: Visions of China, Japan, and Korea*.

A chance discovery of letters written by her immigrant grandfather leads Jessica J. Lee to her ancestral homeland, Taiwan. Lee hikes mountains home to Formosan flamecrests, birds found nowhere else on earth, and swims in a lake of drowned cedars. She bikes flatlands where spoonbills alight by fish farms, and learns about a tree whose fruit can float in the ocean for years, awaiting landfall. Throughout, Lee unearths surprising parallels between the natural and human stories that have shaped her family and their beloved island. Joyously attentive to the natural world, Lee also turns a critical gaze upon colonialist explorers who mapped the land and named plants, relying on and often effacing the labor and knowledge of local communities.



**An Evening with Todd Gray**

November 4, 6:00 pm



IN-PERSON EVENT

Rehema Barber, Chief Curator of the KIA, will join Todd Gray, internationally renowned photographer and artist, in a conversation regarding his exhibition *Todd Gray: Crossing the Waters of Space, Time, and History*. Join us for this illuminating discussion, where Gray will share insights into his physical and mental creative process. See the exhibition before this discussion to discover how the artist's perspective deepens your understanding of his works.



# KAZOO

## FORTY-EIGHT

**Kazoo 48 Hour Film Festival Screening**

November 11, 6:30 pm



IN-PERSON EVENT

What does it take to create an entire film in 48 hours? Filmmaking teams are assigned a random genre, prop, location, character, and line of dialogue and are challenged to create a 1-6 minute film within 48 hours. Join us for the screening and award ceremony for the third annual Kazoo 48 Hour Film Festival!

If you cannot attend in-person, many of our talks are also offered online — find out more at [KIArts.org](http://KIArts.org)!

**Drinking from the River of Light**

December 9, 6:30 pm



IN-PERSON/ONLINE EVENT

“Meaningful art, enduring art, and the transformative process it awakens keeps us alive,” writes Mark Nepo, nationally recognized poet and philosopher. Nepo will read from his book *Drinking from the River of Light*, which invites you to explore how art and authentic expression can help us explore our deepest truths. This unique program will be held in three sections. First, Nepo will do a reading, and then will pause to invite you to join him in discussion and reflection, after which he will finish the program with another reading. Please join us at the KIA for an enlightening evening with an internationally celebrated artist and writer.



Need a copy of the book? Visit the KIA Gallery Shop!

**Movie Night — Bill Traylor: Chasing Ghosts**

January 20, 6:00 pm



IN-PERSON EVENT

Do you remember seeing Bill Traylor's work in *Black Refractions: Highlights from The Studio Museum in Harlem*? Get to know more about the artist in *Bill Traylor: Chasing Ghosts*. Born enslaved on an Alabama plantation, Traylor witnessed major changes during his lifetime that influenced his artistic process. Traylor is regarded as one of the greatest self-taught artists in America. He has been celebrated through a retrospective at the Smithsonian and is represented in collections across the United States.





### Pictures from the Floating World

November 2, 12:00 to 1:00 pm



IN-PERSON EVENT

Did you love the *Sōsaku-Hanga* exhibition recently on display in the Joy Light Gallery? Here is an opportunity to learn more about this artistic movement! Mary Brodbeck studied Japanese woodblock printmaking in Tokyo in 1998 and has been dedicated to this process since. Brodbeck will offer her personal insights into this complex art form.

Create your own handmade photo book. See page 27 for details.

*Mary's printed woodblock card assortments are available for sale in the KIA Gallery Shop.*



### The Collaboration Tango: What Does it Take to Write a Picture Book?

November 16, 12:00 to 1:00 pm



IN-PERSON EVENT

What does it take to create a successful children's picture book? More than you might imagine. Join writer Sarah Stewart and illustrator David Small for a lively discussion on the many steps between an idea for a story and a published book.

David and Sarah will sign books after this ARTbreak, so bring your treasured books or buy a new one at the KIA Gallery Shop.

### The Honeybee Scriptures

November 30, 12:00 to 1:00 pm



IN-PERSON EVENT

How can an artist and nature collaborate? Local artist Ladislav Hanka will speak about his process of working with honeybees in an interspecies collaborative creation of artwork. You may have seen his work in the KIA's *West Michigan Area Show*, at ArtPrize, at the Kalamazoo Valley Museum, Kalamazoo Nature Center, the Detroit Institute of Arts, or elsewhere and wondered how he creates these amazing works — now is your chance to find out!

Ladislav Hanka's books are available in the KIA Gallery Shop!





## What Do Asian Americans Smell Like?: Biopolitics of Race and Gender in Anicka Yi's Olfactory Works

December 7, 12:00 to 1:00 pm



Dr. Eunice Uhm is the new KIA/Kalamazoo College Postdoctoral Fellow, specializing in modern and contemporary Asian and Asian diaspora art. She is also a recipient of the National Committee for the History of Art Travel Fellowship and the Diversity and Identity Studies Collective Grant at Ohio State University, where she recently defended her dissertation and received her PhD. Dr. Uhm will present part of her research on the discursive relationship between visual culture and diaspora in the twentieth century with a focus on women artists, specifically Anicka Yi. Dr. Uhm will address how Yi's work elicits visceral sensorial responses in the visitor, demonstrating the subversive aesthetic possibilities of smell to underscore and negotiate biopolitics of race and gender.



## ELF (Extremely Low Frequency)

December 14, 12:00 to 1:00 pm



Visual artist Nayda Collazo-Llorens will talk about the onsite research behind her projects *ELF (Extremely Low Frequency)* in 2016 and *Interconexiones* in 2021. Collazo-Llorens, who teaches art-related courses at Kalamazoo College, has had her artwork exhibited across the USA, Europe, and Latin America. Recently, she was Artist-in-Residence at Yellowstone National Park, and she has given talks around the world on her artwork and research, including in Beijing, China; Santander, Spain; and San Juan, Puerto Rico.

## Encounter

January 11, 12:00 to 1:00 pm



Leilei Chen and Beibei Chen are artists, educators, and twin sisters from China. Their collaborative work is heavily influenced by Chinese culture, aesthetics, and philosophy; they have always been interested in engaging with environmental and cultural issues through ceramics and painting. Their work, *Gaia I*, is in the KIA permanent collection and will be on view in *Vistas*. They will discuss both this work and others as part of their artistic philosophy on landscapes and environmental concerns.



## The Resonance Project


January 25, 12:00 to 1:00 pm



Rufus Ferguson is a multi-instrumental musician and educator and is Assistant Professor of Jazz and Popular Music at Albion College. He will speak about his original compositions as part of the Resonance Project. This partnership between the Connecting Chords Music Festival and the Kalamazoo Institute of Arts invited musicians to create original music inspired by works in *Unveiling American Genius*. He will reveal his musical interpretation of works including *American Woman: Columbia* by Tylonn Sawyer and *The Spectators* by Hughie Lee-Smith. Ferguson composed two pieces which you can listen to in our galleries or at KIArts.org.




## ART DETECTIVES



November 13, 10:30 am to 12:00 pm

 IN-PERSON EVENT

The gingerbread people are on the run! Join Arty Mouse as he tries to catch that cookie! We will read the book, make a project, and look at David Small's cookie illustrations in the Upjohn Mason Grandchildren's Gallery.



December 11, 10:30 am to 12:00 pm

 IN-PERSON EVENT

Have you ever looked up at the Calder mobile in the KIA lobby and wondered about the artist who created it? Join us to learn about Alexander Calder as we read *Sandy's Circus*, look at art, and make a project.



January 8, 10:30 am to 12:00 pm

 IN-PERSON EVENT

Have you ever felt blue or seen red? What about feeling teal or seeing crimson? Arty Mouse will explore new colors in the book and in the KIA galleries, and you will make a colorful masterpiece to take home.

Children as young as 5 years old can explore the arts at the Kirk Newman Art School. View page 31 to explore the children and teen classes!

## KALAMAZOO ART LEAGUE

The Kalamazoo Art League has been serving the KIA, its members, and the community since 1955. A motivated and dedicated volunteer organization, the Kalamazoo Art League actively promotes the KIA mission by sponsoring an annual lecture series that hosts experts who study, create, curate, or write about art. In addition to the lecture series, the Art League plans depARTures (day and overnight trips) to experience art in other museums and communities, plus book discussions and other initiatives reflecting members' desire to learn more about the visual arts.



We want to thank our loyal and supportive members and community as we navigate the 2021-22 season. Art League member dues remain at \$40 and members must also be members of the KIA. Visit [KIArts.org](http://KIArts.org) to join today (click on the Join & Give tab).

### Jill Hoy — The Work of Jon Imber

December 8, 10:00 am

 ONLINE EVENT

Jon Imber (1950-2014) was an American artist who experimented with different influences, styles, and subject matter all his life, from figurative painting to landscapes and abstraction. Join Jill Hoy, his wife, as she introduces us to Jon's passion for art making and its ability to create transformative experiences — his lasting legacy. The last two years of his life, diagnosed with ALS, Imber taught himself to paint with his left hand. He was the subject of the feature length documentary titled *Imber's Left Hand*, released in 2014, which was directed by Richard Kane. Sign up for the Zoom lecture by emailing [ArtLeagueKalamazoo@gmail.com](mailto:ArtLeagueKalamazoo@gmail.com).



# KIRK NEWMAN ART SCHOOL



ONLINE CLASS



1- &amp; 2-DAY WORKSHOPS



REQUIRES PREREQUISITE

Check out the new features to help you easily navigate the class schedule. Classes with multiple times are labeled with Morning, Afternoon, and Evening denoting the time of day. Pricing for both members and non-members is listed below each class. Remember, members receive \$20 off a class or workshop!

## Ceramics

### One-on-One Critique in Ceramics

Join the head of ceramics Brian Hirt in a 15- or 30-minute critique of your work. Artists are asked to please have a few pieces ready to show. A critical look at your work is important for your growth as an artist, looking at what works and what doesn't in a nurturing and supportive discussion. Visit [KIArts.org](http://KIArts.org), go the KNAS page, select the class category and complete the submission form to request a critique.

15 minutes — \$15 / 30 minutes — \$30

Limited open studio hours for ceramics, Fri-Sun, by pre-scheduled booking only.

### BEGINNING CERAMICS

A variety of clay forming techniques will be explored in this class. Coiling, pinching, and slab building will be demonstrated, along with an introduction to the wheel. Students will also learn about glazing and glazes. Cone 10 stoneware and Raku firings are available.

#### Both sections:

Studio 7 \$300 / Members: \$280

#### Brian Hirt (Evening)

Tue (12 wks) 1/11-3/29 6:30pm-9pm

#### Amy Hudson (Morning)

Thu (12 wks) 1/13-3/31 9am-11:30am



### MUD IN THE MORNING

Start your day with this general ceramics class, appropriate for all levels of clay experience. Wheel-throwing techniques are emphasized, but intermediate and advanced students may explore independent goals and interests. Forming, decorating, firing, and discussion — we cover it all.

Beginning Ceramics

#### Julie Devers

Wed (12 wks) 1/12-3/30 9am-11:30am  
Studio 5 \$300 / Members: \$280

### BEGINNING POTTER'S WHEEL

This class would be beneficial for students who are new to the potter's wheel and would like to develop their throwing skills. Students will be given instruction for centering clay on the wheel. Through demonstrations and discussion, students will be taught basic forms such as cylinders, cups, bowls, and plates. There will be instructions on using the studio glazes and slips to highlight your thrown pots.

#### Both sections:

Studio 5 \$300 / Members: \$280

#### Amy Hudson (Evening)

Wed (12 wks) 1/12-3/30 6:30pm-9pm

#### Julia Whitney-Brown (Afternoon)

Thu (12 wks) 1/13-3/31 1pm-3:30pm

### POTTER'S WHEEL INTERMEDIATE /ADVANCED

Through demonstration and discussion, this hands-on class for the intermediate to advanced potter will refine and further develop wheel-throwing skills. Trimming and wall development will be emphasized while creating bowls, bottle and vase forms, teapots, sectional thrown pieces, lidded forms, and throwing off the hump. Cone 10 stoneware, porcelain, and Raku firings will be offered.

Beginning Ceramics or Beginning Potter's Wheel

#### Both sections:


Studio 5 \$300 / Members: \$280

#### Wyatt Lane (Afternoon)

Tue (12 wks) 1/11-3/29 1pm-3:30pm

#### Tom Richards (Evening)

Thu (12 wks) 1/11-3/29 6:30pm-9pm



### EXPLORING RAKU/ ALTERNATIVE FIRING

Warm up by the winter Raku fire! Explore the possibilities of Raku firing as well as some alternative firings, such as Blackware, Horsehair, Saggar, Obvara, and "Naked" Raku. The emphasis is on glazing, firing, and post-firing techniques. Prepare to be dazzled by the results as you master this type of firing.

Beginning Potter's Wheel or equivalent

#### Brian Hirt

Wed (12 wks) 1/12-3/30 1pm-3:30pm  
Studio 5 \$300 / Members: \$280

### SURFACE TREATMENTS FOR RED EARTHENWARE

Bring vibrant color and layered surfaces to your wheel-thrown or hand-built work as you explore the studio's low-fire red earthenware clay. Demonstrations will focus on decorative techniques using colored slips and terra sigillata. Students are responsible for mixing the slips and glazes for this class. Please purchase an N95 mask to protect your lungs.

Beginning Potter's Wheel or equivalent

#### Susan McHenry


Wed (12 wks) 1/12-3/30 6:30pm-9pm  
Studio 7 \$300 / Members: \$280



## Ceramics (cont'd)

### CONTAINERS IN CLAY

Students will focus on creating ceramic containers and be encouraged to explore both hand-built and thrown techniques to construct their one-of-a-kind pieces. Self-direction will be necessary to incorporate these multiple approaches, but instructional support and demos will be provided as needed.


 Beginning Ceramics

**Lindsay Hayosh**

Mon (12 wks) 1/10-3/28 6:30pm-9pm  
Studio 7 \$300 / Members: \$280

### ANAGAMA

Cast your fate to the fire and discover the wonderful possibilities of wood-fired ceramics. Julie will share her in-depth knowledge of forming pots and sculptures for the KIA's Japanese-style kiln. This class will culminate with a 4-day firing in early May. This is one of our most enlightening and challenging clay classes.


 Beginning Potter's Wheel or equivalent

**Julie Devers**

Thu (12 wks) 1/13-3/31 6:30pm-9pm  
Studio 5 \$320 / Members: \$300

### INDEPENDENT STUDY/ OPEN STUDIO

For the independent and somewhat skilled ceramist wishing to pursue ceramic goals. Group critiques and discussions will be required. Permission from the instructor is required.

 Beginning Ceramics

**Courtney Nelson**

Mon (12 wks) 1/10-3/28 6:30pm-9pm  
Studio 5 \$300 / Members: \$280



### HOT DATE NIGHT: CERAMICS

Bring your special someone and experience working on the potter's wheel. We'll turn up the heat with a Raku firing that will produce a piece to take home. It's the perfect opportunity to have a creative time together while learning something new. Couples can bring their own beverages and snacks. Please bring your own apron or towel.

**Tom Richards and Julie Devers**

Fri (1-day) 2/11 6:30pm-9:30pm  
Studios 3 & 5  
\$95 per couple / Members: \$75 per couple



### KZOO CLAY CLUB

Meet for technical support, mentorship, and weekly accountability on anything and everything clay-related. This class is ideal for students and learners of all levels who already have all the necessary pottery-making tools at home but are in need of community and accountability to meet their clay-slinging goals. Each week Julia will provide a quick lesson on anything from student-led questions, clay techniques, makers mindset, and/or what is happening in the local and national clay community to keep you on your toes and in the know. Join the Kzoo Clay Club today. It's time to get messy!

**Julia Whitney-Brown**

Mon (12 wks) 1/10-3/28 6pm-8pm  
Online \$110 / Members: \$90



### BRUSH MAKING WORKSHOP

Discover the art of brush making in this hands-on workshop! Join Troy Bungart with a step-by-step process to make bamboo brushes. Troy will teach you the basics of brush construction, covering brush heads, ferrules, and bamboo handles. Using raw materials, creativity, and attention to detail, Troy will unravel the mysteries of this age-old art. All materials are included. Each student will complete 5 to 6 brushes.

**Troy Bungart**

Sat (1-day) 1/29 10am-5pm  
Auditorium \$105 / Members: \$85

## Accessible Arts

### 3-D ACCESSIBLE ARTS

This class is designed for adults and near-adults with developmental disabilities that want to express their creativity with clay and other media. Projects will include coil and soft-slab hand building in clay, sculpture, abstract color studies and needle felting. Students should be able to follow basic instructions and work with minimal assistance.

**Lisa Carnell**

Mon (12 wks) 1/10-3/28 6:30pm-9pm  
Studio 4 \$300 / Members: \$280



### VISITING ARTIST WORKSHOP

Working with low-fire earthenware, the focus will be on soft slab construction while considering how stamped patterns enhance the surface, with some thrown and altered pots demonstrated. There will be pinching, folding, and draping thin slabs over molds or employing simple paper templates to create some pieces. A variety of functional forms will be demonstrated including serving pieces, vases, sculptural bowls, and wall pieces. During the hands-on portion of the workshop, participants will make several personal mark-making and texture tools to use in their own work as well as create a couple of forms, including a vase, an altered slab cup and a wall piece. The emphasis on instruction will also be placed on successfully resolving feet, rims, and handles. Amy will be more than happy to share her glaze recipes.

**Amy Sanders**

Sat & Sun 3/19-3/20 9am-5pm  
Studios 3 & 5 \$200 / Members: \$180

A \$50 non-refundable cancellation fee.  
No refunds after March 5.



## Creative Writing

### One-on-One Writing Critique

Elissa Cahn is offering manuscript reviews for projects five pages or fewer. The review may include feedback on aspects of fiction such as plot, conflict, point of view, setting, dialogue, voice/tone, scene, and technical concerns like sentence structure. The review can be by phone or Zoom call and include comments via Microsoft Word, follow-up questions, and brainstorming. Whether you're preparing your manuscript for submission or writing just for fun, the manuscript review can help you gain a clearer sense of direction.

Visit KIArts.org, go the KNAS page, select the class category and complete the submission form to request a critique!

15-minute verbal critique plus written comments — \$40



### WRITING MEMOIR

Explore the process of creating a literary memoir from real memories and experiences, through the examination of work by great contemporary artists and direct feedback from fellow writers. We will consider form, tone, strategies, and other tools to enrich our attempts at personal storytelling in the written word. Participants should be ready to share their work with others and respond in kind with thoughtful preparation. The instructor will provide reading materials as handouts.

#### Joseph Gross

Wed (12 wks) 1/12-3/30 6:30pm-9pm  
Online \$250 / Members: \$230



### WRITING FICTION

The focus of this class will be on writing flash fiction, also known as micro-fiction or short-short stories. Each student will submit a short piece for the workshop every week. We will also discuss readings and devote some class time to writing exercises in order to explore the different forms short fiction can take.

#### Elissa Cahn

Thu (12 wks) 1/13-3/31 6:30pm-9pm  
Online \$250 / Members: \$230



## Glass

### KILN-FUSED GLASS

Explore kiln fusing! This is an exciting opportunity for beginning through advanced students. Work with beautiful transparent and opaque glass, frit, confetti and stringer, paints, papers, and metal inclusions to create glass art. Learn to design, cut, grind, and saw glass to create a variety of projects including a slumped bowl, plate, suncatcher, artistic wall hanging, holiday-themed art, dichroic jewelry, and more! All material provided with additional available for purchase.

#### Linda Kekic

Mon (6 wks) 1/31-3/7 1pm-4pm  
Studio 6 \$205 / Members: \$185



### BEGINNING FUSED GLASS

Students will learn how to select, cut, and grind glass while designing unique pieces of art. Projects will include sun catchers, nightlights, and a small slumped bowl. All materials and tools included. Additional materials are available for purchase as needed.

#### Mike Ouding

Thu (10 wks) 1/13-3/17 6:30pm-9pm  
Studio 6 \$250 / Members: \$230



### BOWL AND SUN CATCHER KILN-FUSED GLASS

Explore kiln-fused glass art! In this one-day workshop, you will make a 5" or 4" x 6" slumped bowl and a window hanging sun catcher using beautiful transparent and opaque glass, frit, confetti, and stringer. Learn to cut, grind, saw, design, and create. All materials and tools included.

#### Linda Kekic

Sun (1-day) 3/13 1pm-4:30pm  
Studio 6 \$75 / Members: \$55

## Language

### SIGN LANGUAGE

This course offers an introduction to American Sign Language communication skills. It is designed for students who have little or no experience with ASL. Families can take the class to learn to sign and communicate with their young non-verbal children. The primary focus of this course is the development of students' comprehension and production skills in conversational ASL through practice and use of the targeted linguistic structures. In addition, this course will provide introductory information on U.S. Deaf culture and history.

#### Tanya Timmerman

Tue (12 wks) 1/11-3/29 6:30pm-8:30pm  
Studio 2 \$200 / Members: \$180





## Drawing

### One-on-One Critique of Drawings, Pastels, or Paintings

Experience a one-on-one critique of your drawings, pastels, or paintings with Denise Lisiecki, the Director of the Kirk Newman Art School and Chair of the 2-D Department. Denise will share her knowledge and expertise along with constructive criticism and suggestions. Visit [KIArts.org](http://KIArts.org), go the KNAS page, select the class category and complete the submission form to request a critique.

15 minutes — \$20 / 30 minutes — \$40

### DRAWING BASICS

Learn basic drawing techniques, including observational line drawing, perspective, and rendering light and texture. We will have feedback on our work, including at-home assignments, and discussions on draughtsmanship, style, and visual literacy. Have ready newsprint or drawing paper pad and a selection of drawing pencils and black markers.

**Both sections:** \$255 / Members: \$235

**David Yeider** (Afternoon)

Tue (12 wks) 1/11-3/29 1pm-3:30pm  
Studio 4



**Deb Mattson** (Evening)

Wed (12 wks) 1/12-3/30  
6:30pm-9pm Online

### DRAWING BASICS II — WORKING WITH COLOR

This class continues to approach drawing as a learnable skill and a process of how we “see” in order to draw more realistically. An array of media will be examined each class session with a variety of subject matter. Study mark-making, compositional plotting, planar value, light and shadow analysis, and further investigate the principles and elements of art and design. Please bring a newsprint pad and drawing pad 18”x24”; 2H, HB, 2B, 6B pencils.

Drawing Basics or equivalent

**David Yeider**

Wed (12 wks) 1/12-3/30 1pm-3:30pm  
Studio 4 \$255 / Members: \$235

### NATURAL SUBJECT ILLUSTRATION

Explore how to render natural subjects with accuracy and liveliness. Learn methods to depict plants, bugs, and animals in colored pencil and graphite. Students can provide their own reference images or use provided photographic materials.

Drawing Basics or equivalent

**Olivia Mendoza**

Wed (10 wks) 1/26-3/30 6pm-8:30pm  
Studio 4 \$220 / Members: \$200

### GRAPHITE REALISM

Create photorealistic illustrations by practicing meticulous observation and detailed rendering with the use of graphite pencils and high-resolution images. Students can provide their own reference images or use provided photographic materials.

Drawing Basics or equivalent

**Olivia Mendoza**

Thu (10 wks) 1/27-3/31 6pm-8:30pm  
Studio 4 \$220 / Members: \$200

### BOTANICAL ILLUSTRATION

Learn to render realistic illustrations of plant life using colored pencils. Lessons will have an emphasis on examining details, capturing accuracy, and using color theory to create vibrant depictions of nature. Students can provide their own reference images or use provided photographic materials.

Drawing Basics or equivalent

**Olivia Mendoza**

Thu (10 wks) 1/27-3/31 1pm-3:30pm  
Studio 4 \$220 / Members: \$200



### ONE-DAY OIL PASTEL EXPERIENCE

Enjoy an afternoon learning the basic techniques of painting with oil pastels, the medium that is not quite soft pastel, not quite oil paint, and not quite a crayon. Whatever your style — detailed and precise, bold and expansive, or somewhere in between — oil pastels are flexible enough to help you express it. All materials included.

**Mary Kenney**

Sun (1-day) 3/20 12:30pm-4:30pm  
Studio 4 \$75 / Members: \$55

### OPEN MODELING STUDIO

Live models will pose for students and professionals. Students must be 18 or older or have written parental permission.

Tue (12 wks) 1/11-3/29 6:30pm-9pm  
Studio 6 \$155 / Members: \$135



### CHASE AWAY THE WINTER BLUES

*Drawing, Painting or Photographing in the Greenhouse*

Chase the winter blues by drawing, painting, or photographing beautiful plants in the greenhouse environment. Individual instruction will be provided. Bring materials of your choice to create your beautiful images.

**Denise Lisiecki and Mary Whalen**

Sat (1-day) 2/26 12:30pm-4pm  
River Street Flowerland  
\$80 / Members: \$60



### DIGITALLY ILLUSTRATE USING PROCREATE®

*Beginning*

Explore the world of digital illustration using the iPad program Procreate®. Procreate® has quickly become an industry standard for digitally drawing, image manipulation, and animation. Learn how to navigate the digital app’s extensive range of brushes, textures, and special effects. Join us remotely for a beginning journey into the remarkably intuitive drawing program.

**Chafe Hensley**

Mon (6 wks) 1/10-2/14 6pm-8pm  
Online \$135 / Members: \$115



### DIGITALLY ILLUSTRATE USING PROCREATE®

*Intermediate*

Start your mid-winter arts education with an intermediate jump into illustrating digitally on an iPad using the Procreate® app. The class will allow students to deep-dive into tools and techniques that will maximize their digital drawing tool kit. Join us remotely for an intermediate foray into learning this amazingly versatile illustration and animation software.

**Chafe Hensley**

Thu (6 wks) 2/24-3/31 6pm-8pm  
Online \$135 / Members: \$115



### INDEPENDENT STUDY COLORED PENCIL

Students can pursue their subject matter of choice using colored pencils, with individual attention and guidance given. Projects will be self-driven and exercise in technique and method will be offered for practice. This class will serve as an environment to focus on your personal artistic growth.

Drawing Basics or equivalent

**Olivia Mendoza**

Wed (10 wks) 1/26-3/30 1pm-3:30pm  
Online \$210 / Members: \$190

## Painting



### ONE-DAY WATERCOLOR EXPERIENCE

Enjoy an afternoon learning the basic techniques of colorful watercolor painting. All materials are included.

**Denise Lisiecki**

Sun (1-day) 1/23 1pm-4pm  
Studio 2 \$75 / Members: \$55



### BEGINNING WATERCOLOR

We will focus on the absolute basics of watercolor, and students will gain valuable information that will allow them to proceed in watercolor with the confidence that comes with a firm start.

**Susan Badger**

Thu (12 wks) 1/13-3/31 1pm-3:30pm  
Online \$245 / Members: \$225



### WATERCOLOR WITH EXPRESSION

Develop and express your creativity with techniques including wet-in-wet, color mingling, and layered transparent washes. Composition, simplification of shape, color, and value will also be explored.

Watercolor experience

**Both sections:**

Online \$245 / Members: \$225

**Susan Badger** (Evening)

Tue (12 wks) 1/11-3/29 6:30pm-9pm

**Susan Badger** (Afternoon)

Wed (12 wks) 1/12-3/30 1pm-3:30pm


### ENJOYING TRANSPARENT WATERCOLOR

Enjoy painting looser watercolors with weekly demonstrations exemplifying wet-in-wet, layering, clear values, refined shapes, rich colors, and compositional techniques. Bring watercolor materials to the first class.

Drawing Basics

**Don Marek**

Thu (11 wks) 1/13-3/24 1:30pm-4:30pm  
Studio 2 \$290 / Members: \$270



### INTERMEDIATE AND ADVANCED WATERCOLOR

Experienced painters will explore the next level by concentrating on composition, color, and subject matter. Painters will be individually guided. Please bring your materials and subject matter to class.

Watercolor experience

**Denise Lisiecki**

Tue (12 wks) 1/11-3/29 10am-12:30pm  
Studio 2 \$255 / Members: \$235

### OIL AND ACRYLIC PAINTING

Explore oil or acrylic painting from a la prima painting to layered techniques involving underpainting and overpainting. All styles, directions, and content are encouraged. Bring whatever painting materials you have.

Drawing Basics

**Both sections:**

Studio 6 \$255 / Members: \$235

**Kenneth Freed** (Evening)

Mon (12 wks) 1/10-3/28 6:30pm-9pm

**Kenneth Freed** (Afternoon)

Wed (12 wks) 1/12-3/30 1pm-3:30pm



### ONE-DAY EGG TEMPERA EXPERIENCE

Enjoy an afternoon learning the basic techniques of using egg tempera, the principal panel-painting medium used in Europe during the Middle Ages and Early Renaissance. Experiment with this luminous technique and see for yourself why it has experienced a revival among 20th- and 21st-century artists. All materials included.

**Mary Kenney**

Sat (1-day) 3/26 12:30pm-4:30pm  
Studio 4 \$85 / Members: \$65



### ENCAUSTIC EXPLORATION

Open to all levels. You will be introduced to the beauty of the encaustic medium and process. You'll learn to apply the encaustic wax medium - starting small, using trading card-sized panels. A variety of techniques will be demonstrated including: transfers, selected coloring, and collage. All materials and equipment provided including: panels, paint, medium, and brushes.

**Laurie Pruitt**

Sat (1-day) 2/5 1pm-5pm  
Studio 6 \$90 / Members: \$70



### ENCAUSTICS TECHNIQUES: TRANSFERS & PAINTING

The encaustic medium will be used in combination with photographs, photo transfers, and collage techniques. Learn various techniques for adding color. Through the layering of color with pigment sticks and the encaustic medium, you will create transparency and depth to your imagery. Equipment, paint, medium, and brushes will be supplied for the weekend. Most materials will be provided.

**Laurie Pruitt**

Sat & Sun (2-days)  
2/19-2/20 1pm-4pm  
Studio 6 \$175 / Members: \$155


### ENCAUSTICS / OPEN STUDIO

A perfect afternoon to work on an encaustic project, we'll supply the equipment and encaustic medium. Panels of various sizes will be available for purchase.

Encaustic class at the KNAS or experience with encaustics.

**Laurie Pruitt and Mary Whalen**

Sat (3 wks) 2/12-2/26 1pm-4pm  
Studio 6 \$155 / Members: \$135





## Fiber

### One-on-One Critique in Fiber

What would Gretchen do? Experience a one-on-one critique of your fiber art with Gretchen Huggett. Gretchen will share her knowledge and expertise along with constructive criticism and suggestions. Time may be available to ask technical questions.

### One-on-One Critique in Dyeing

What would Rita do? Experience a one-on-one critique with Rita Petteys. Subject matter includes several techniques related to dyeing with acid dyes, procion MX fiber reactive dyes; dyeing yarn, fiber, fabric, and clothing; color theory and color mixing, and fiber arts techniques related to Arashi Shobori, Itajime Shibori, and Ori Nui Shibori. Topics related to Natural Dyeing are not available.

Visit KIArts.org, go the KNAS page, select the class category and complete the submission form to request a critique.

15 minutes — \$15 / 30 minutes — \$30

## FLOOR LOOM WEAVING

Learn to weave using four- and eight-shaft floor looms with process and design (beginner) and new patterns and techniques (advanced), exploring areas of personal interest. Weaving design software is available to learn structure and design principles.

**Gretchen Huggett** (Afternoon)

Thu (12 wks) 1/13-3/31 1pm-3:30pm  
Weaving Studio \$260 / Members: \$240

**Gretchen Huggett** (Evening)

Thu (12 wks) 1/13-3/31 6:30pm-9pm  
Weaving Studio \$260 / Members: \$240

## RUG HOOKING

### *Beginning and Continuing Study*

This course is for beginners as well as those with some rug hooking experience. Beginners will make a hand-hooked rug using a rug frame and wool fabric. Get an overview of methods and create a small hooked mat. Bring a tote bag and scissors to the first class; other tools and materials will be provided. Continuing students will design your own original hooked rug pattern, with guidance from the instructor. Linen for pattern making and a limited amount of wool for hooking are included.

**Martha Rosenfeld**

Thu (10 wks) 1/13-3/17 6:30pm-9pm  
Studio 2 \$250 / Members: \$230



## TEXTURAL SPINNING TECHNIQUES

Expand your spinning repertoire with textural techniques! Demonstrations each week will include various ways to spin straight from locks, spinning textured batts, textural plying, add-ins, core spinning, and more. Project suggestions, yarn stability, and sourcing materials will also be covered.

**Emily Wohlscheid**

Mon (6 wks) 1/10-2/14 10am-11:30am  
Online \$90 / Members: \$70

## HAND SPINNING

Beginners will learn the basics including spinning, plying, and setting their finished yarns. Intermediate/advanced students will further their practice through demonstrations and exercises to aid in consistency, ply structure, custom blending, and more. Wheels may be reserved at the time of registration. All materials provided.

**Emily Wohlscheid**

Mon (6 wks) 2/21-3/28 10am-12:30pm  
Weaving Studio \$175 / Members: \$155



## MATH FOR WEAVERS

The math involved in weaving can be intimidating. Don't let it get in your way of changing up yarns or yardages of published patterns. All things math-related will be discussed: sett, yarn substitution, warp length calculations, shrinkage, etc. Whether you are a new weaver or a weaver that needs a refresher, this course will help you understand the underlying principles to get you going on your next weaving project.

**Gretchen Huggett**

Sat (1-day) 3/12 1pm-3:30pm  
Weaving Studio \$45 / Members: \$25

## Jewelry & Metals

### BEGINNING AND INTERMEDIATE JEWELRY

Learn the basics of handcrafted jewelry. Through demonstrations and discussions you will become familiar with layout, piercing, filing, texturing, basic roller embossing, soldering, forming, finishing, and polishing. With practice, you will gain knowledge and confidence in jewelry-making skills. All materials provided with additional available for purchase.

**Both sections:**

Jewelry Studio \$280 / Members: \$260

**Amelia Falk-Wagner** (Evening)

Thu (12 wks) 1/13-3/31 6:30pm-9pm

**Emily Wohlscheid** (Morning)

Tue (12 wks) 1/11-3/29 9am-11:30am

### NEXT STEPS: INTERMEDIATE JEWELRY

Expand on your jewelry-making skills in the next steps! Students will hone their foundation skills by practicing advanced rivet techniques and fabricating prong settings. Hollow forms will also be introduced through the project and technique-based exercises. All materials provided with additional available for purchase.

Beginning Jewelry or equivalent

**Danny Giancaspro**

Tue (12 wks) 1/11-3/29 6:30pm-9pm  
Jewelry Studio \$285 / Members: \$265

### INTERMEDIATE JEWELRY

Explore jewelry-making with in-depth instruction and techniques using a variety of hand tools and equipment. Through individual help and demonstrations, learn a variety of techniques to enhance your skills in soldering, texturing, riveting, and embellishments including a variety of stone setting processes with at least one completed project in sterling silver. Stages of project completion will be addressed from design to finishing/polishing. All materials provided with additional available for purchase.

Beginning Jewelry or equivalent

**Linda Kekic**

Wed (11 wks) 1/19-3/30 1pm-3:30pm  
Jewelry Studio \$280 / Members: \$260

## Jewelry & Metals (cont'd)



### IMPRESS WITH IMPRESSION DIES

Use the hydraulic press to add dimension, depth, and texture to your jewelry pieces! In this course, we will cover what can be accomplished with the impression, silhouette, and pancake die using the press. Synclastic and anticlastic forming for bracelets will also be covered. Students may choose to create finished works or components for future works. Some materials are provided with additional available for purchase.

🌀 Beginning Jewelry or equivalent

**Amelia Falk-Wagner**

Mon (12 wks) 1/10-3/28 11am-1:30pm  
Jewelry Studio \$290 / Members: \$270

### LAPIDARY BASICS & BEYOND

Beginning students will be introduced to cutting, grinding, and polishing stone slabs into a variety of shapes including calibrated and free-form cabochons. Students with previous lapidary experience can practice and refine their techniques. A rare opportunity to have the full term to practice your lapidary skills! Some materials are provided with additional available for purchase.

**Dawn Coeur**

Tue (10 wks) 1/11-3/15 1pm-4pm  
Jewelry Studio \$305 / Members: \$285

### WHAT CAN YOU DO WITH WIRE?

Humble materials never get the credit they deserve and wire is no exception in jewelry-making. Each week's demonstrations will cover many of the uses for wire in jewelry-making from simple findings, links, and chains to total transformations as embellishments around stone settings for a range of skill levels.

**Emily Wohlscheid**

Wed (6 wks) 1/12-2/16 6pm-7:30pm  
Online \$90 / Members: \$70

### VIRTUAL FINISHING SCHOOL

Is your box full of projects that you just can't seem to get to a finished state? This workshop will cover all of the tools needed to get that final polished look to your pieces. We will cover all of the different types and uses for the flex shaft attachments as well learning about different surface treatments for textural effects.

**Amelia Falk-Wagner**

Wed (3 wks) 2/9-2/23 1pm-2:30pm  
Online \$55 / Members: \$35

### FINISHING SCHOOL

Is your box full of projects that you just can't seem to get to a finished state? This workshop will cover all of the tools needed to get that final polished look to your pieces. We will cover all of the different types and uses for the flex shaft attachments as well learning about different surface treatments for textural effects. Bring any unfinished pieces along to practice your finishing skills. Abrasives and polishing supply kit provided.

🌀 Beginning Jewelry or equivalent

**Amelia Falk-Wagner**

Sun (1-day) 1/30 12pm-4pm  
Jewelry Studio \$75 / Members: \$55

### LOCKETS

Locketts are often personal wearables that house something meaningful like photographs and keepsakes. Through weekly demonstrations, this virtual class will take students through the design process from inspiration to completion. Basic hinges, catches, and cold joins for incorporating unusual materials will be covered.

**Emily Wohlscheid**

Wed (4 wks) 3/9-3/30 1pm-2:30pm  
Online \$65 / Members: \$45

### SOLDERING PERFECTION

Soldering can seem like the mythical white whale technique to even the more experienced metalsmith. During this course, we will revisit and relearn how to solder. We will practice soldering varying gauges of metal to each other, and fine-tune our torch skills. Most materials provided with additional available for purchase.

🌀 Beginning Jewelry or equivalent

**Lauren Tripp**

Thu (8 wks) 1/13-3/3 10am-1pm  
Jewelry Studio \$230 / Members: \$210



### BINGO BANGLE!

Join Lauren for a short virtual workshop that will demonstrate how to add a creative twist to your next stack of bangles.

**Lauren Tripp**

Fri (1-day) 1/28 6pm-7:30pm  
Online \$40 / Members: \$20

### HINGES & CATCHES

Hinges and catches serve many purposes in jewelry, boxes, and sculpture. This workshop will cover various closures and pivot points for completing your projects with well-crafted components. Materials provided with additional available for purchase.

🌀 Beginning Jewelry or equivalent

**Michael Nashef**

Fri & Sat (2-days) 2/4-2/5 12pm-4pm  
Jewelry Studio \$120 / Members: \$100

### CUTTLEFISH CASTING

Learn how to carve the soft skeleton of the cuttlefish to make molds for pouring bronze to create a small object or jewelry piece. How to clean up and finish the resulting cast pieces will also be covered. Bronze supplies provided. Silver is available for purchase.

**Danny Giancaspro**

Sat (1-day) 2/26 12pm-4pm  
Jewelry Studio \$70 / Members: \$50

### SUPERVISED STUDIO

Do you have projects you would like to finish, need some extra help, or just want some uninterrupted time in the studio? This session is designed to give you a little bit of extra time with the guidance of an instructor at your disposal with demonstrations performed as needed. This studio time is open to current students in lapidary or jewelry. No supplies will be provided.

🌀 An intro course in jewelry or lapidary or equivalent

**Emily Wohlscheid**

Sat (1-day) 3/5 12pm-5pm  
Jewelry Studio \$60 / Members: \$40



## Photography & Digital Media

The Photography & Digital Media Department has a traditional black and white darkroom, Mac Computer Lab, and photo studio. It is a workspace where you can meet like-minded folks, learn about your camera gear, and explore various ways to make photographic imagery. We are bridging digital technology with the tried-and-true art of handmade print. We are a place where you can develop your personal vision with a camera.



### INTRODUCTION TO HAND COLORING DIGITAL PRINTS

You've taken a beautiful photograph and want to make it a one-of-a-kind piece of art, but you are intimidated by the thought of picking up a paintbrush or colored pencil to enhance your image. Hand coloring a black and white photograph is an art form all by itself and much simpler and more accessible than you think. Laurie has created a process that is easy and accessible to all age groups and artistic abilities. This hands-on course introduces you to the history, esthetics, and technical aspects of hand coloring. Discuss taking photographs that are suited for hand coloring, select your materials, coloring techniques, and preserve your finished work. Students leave with at least two finished, fine art pieces along with the knowledge necessary to create on their own. The workshop is subsidized by the Lois and Jim Richmond Workshop Fund.

\$50 cancellation fee. No refunds after April 29.

#### Laurie Klein

Sat & Sun (2-days)  
5/14-5/15 9am-5pm  
Studio 6 \$270 / Members: \$250

### INTRODUCTION TO PHOTOGRAPHY

Learn how to use your digital cameras more creatively. Basic photographic concepts on exposure control and basic composition are explored through lectures, demonstrations, and class assignments. Participants need to provide their own cameras that have user controls for shutter speed and lens opening. A tripod is recommended. Please bring your owner's manual to the first class.

#### Amelia Falk-Wagner

Mon (10 wks) 1/10-3/14 6:30pm-9pm  
Multi-Purpose Classroom  
\$210 / Members: \$190



### FUNDAMENTALS OF PHOTOGRAPHY

Take control of your photography! Go beyond your camera's Auto mode and master the fundamentals of photography. Basic photographic concepts on exposure control and composition are explored, helping you to communicate your unique voice with images. Mastering the technical functions of the camera creates better photos. Understanding camera controls can change everything in your picture-making.

#### Both sections:

Online \$70 / Members: \$50

#### Corinne Satterlee (Evening)

Tue (6 wks) 1/11-2/15 7pm-8pm

#### Corinne Satterlee (Morning)

Thu (6 wks) 2/17-3/24 10am-11am

### TRADITIONAL BLACK AND WHITE FILM AND PRINTING

Learn how to develop film and print black and white photographs. Through demonstrations and supervised printing sessions, participants will learn film and print development, how to control print contrast, and special darkroom techniques. This class is a perfect opportunity to print your special black and white negatives from the family archives. Students must provide their own film and paper for the class. Darkroom chemicals and equipment are provided.

#### Both sections:

Photography Darkroom  
\$265 / Members: \$245

#### Mary Whalen (Morning)

Tue (12 wks) 1/11-3/29 11am-1:30pm

#### Mary Whalen (Evening)

Tue (12 wks) 1/11-3/29 6:30pm-9pm



### DIGITALLY ILLUSTRATE USING PROCREATE®

#### Beginning

Explore the world of digital illustration using the iPad program Procreate®. Procreate® has quickly become an industry standard for digitally drawing, image manipulation, and animation. Learn how to navigate the digital app's extensive range of brushes, textures, and special effects. Join us remotely for a beginning journey into the remarkably intuitive drawing program.

#### Chafe Hensley

Mon (6 wks) 1/10-2/14 6pm-8pm  
Online \$135 / Members: \$115



### DIGITALLY ILLUSTRATE USING PROCREATE®

#### Intermediate

Start your mid-winter arts education with an intermediate jump into illustrating digitally on an iPad using the Procreate® app. The class will allow students to deep-dive into tools and techniques that will maximize their digital drawing tool kit. Join us remotely for an intermediate foray into learning this amazingly versatile illustration and animation software.

#### Chafe Hensley

Thu (6 wks) 2/24-3/31 6pm-8pm  
Online \$135 / Members: \$115

### VIDEO EDITING / FINAL CUT PRO

In this course, you will be introduced to the Final Cut Pro workspace. You will learn the basics from importing to exporting, including: arranging, adding transitions, audio, and creating titles. You are welcome to use your own video files or video clips will be provided to you for the class. The KIA Computer Lab has Final Cut installed on Mac computers; if you want to work on your own MacBook you can download a trial version from Apple.

#### Rana Findling

Tue (6 wks) 1/11-2/15 6:30pm-9pm  
Computer Lab \$140 / Members: \$120



## Photography & Digital Media (cont'd)



### HANDMADE PHOTO BOOK

Select, edit, print, and bind your photos into a unique handmade book. You'll have the opportunity to look at and handle a selection of artist-made books, to inspire your own bookmaking. The first session will be devoted to editing and sequencing images. The selected images will be printed on archival inkjet paper. The following Saturday will be committed to folding, stitching, and binding into a hardcover book. All materials included. Instructions will be emailed about image quantity and size to be used.

Prerequisite: Basic knowledge of Photoshop or Lightroom is helpful.

**Mary Whalen and Deb Mattson**

Sat (2 days) 1/15-1/22 12pm-4pm  
Computer Lab & Print Studio  
\$135 / Members: \$115

### STUDIO LIGHTING FOR SMALL OBJECTS AND STILL LIFE

Small objects and jewelry are difficult to effectively light and photograph. Amelia will cover the fundamentals of lighting including: strobes (studio and on-camera flashes), reflectors, softboxes, gels, and more. Learn how to set up and manipulate light for the most effective results. In addition to demos, students will be active in setting up the strobes in the studio for the best outcome for your small subjects.

🔗 A camera capable of manual exposure and familiarity with the camera controls.

**Amelia Falk-Wagner**

Wed (8 wks) 2/9-3/30 6:30pm-9pm  
Photo Studio \$190 / Members: \$170



### INTRO TO LIGHTROOM

Learn to import images from a memory card, camera, or folder into the Lightroom catalog. Create keywords and ratings and use the basic photo adjustment tools to enhance your images. Leave this class knowing a logical workflow from import into Lightroom to export for the web, email, or print.

🔗 Lightroom Classic software installed on your computer.

**Kelly Walkotten**

Tue (4 wks) 1/11-2/1 6pm-8pm  
Online \$80 / Members: \$60



### ENCAUSTIC EXPLORATION

You will be introduced to the beauty of the encaustic medium and process. Learn to apply the encaustic wax medium, starting small, using trading card-sized panels. A variety of techniques will be demonstrated including: transfers, selected coloring, and collage. All materials and equipment provided including: panels, paint, medium, and brushes.

**Laurie Pruitt**

Sat (1-day) 2/5 1pm-5pm  
Studio 6 \$90 / Members: \$70

### ALTERNATIVE PHOTO PROCESS / CYANOTYPES

Start with coating paper using cyanotype chemistry and making photograms with botanicals and objects. Move to the Computer Lab and generate digital negatives to print on our freshly coated cyanotype paper. This digital negative-making technique can be used for most alternative printing processes, blending digital technology with hands-on printing.

🔗 Basic knowledge of Photoshop is helpful.

**Mary Whalen**

Sat & Sun (2-days) 1/29-1/30 1pm-4pm  
Darkroom & Computer Lab  
\$135 / Members: \$115



### LIGHTROOM, BEYOND THE BASICS

Lightroom is designed to assist with organizing, editing, and outputting large volumes of photographic files in a logical and intuitive way. In addition to the photo adjustments you make in Lightroom, Kelly will guide you from Lightroom into Photoshop to learn advanced techniques using the best of both programs.

🔗 Basic knowledge of Lightroom.

Photoshop & Lightroom Classic installed on your computer.

**Kelly Walkotten**

Tue (4 wks) 2/8-3/1 6pm-8pm  
Online \$80 / Members: \$60



### CYANOTYPES WITH EMBROIDERY

Spend a creative weekend learning and making! We have 3 projects for you: transform a vintage photograph using needle and thread, coat watercolor paper with cyanotype chemistry to make a photogram using botanicals, and make a cyanotype print from a digital negative to be embroidered. (You'll email a jpg file to the instructor for the print.) You will learn tips for embroidering on photo paper and learn different stitches to embellish your work. Bring your own photo(s), seed beads, sequins, or anything special you may want to use. Needle and thread provided. We will look at examples from contemporary embroidery artists using photographs for inspiration.

**Mary Whalen**

Sat & Sun (2-days) 2/12-2/13 1pm-4pm  
Darkroom & Computer Lab  
\$85 / Members: \$65



### ENCAUSTICS TECHNIQUES: TRANSFERS & PAINTING

The encaustic medium will be used in combination with photographs, photo transfers, and collage techniques. Learn various techniques for adding color. Through the layering of color with pigment sticks and the encaustic medium, you will create transparency and depth to your imagery. Equipment, paint, medium, and brushes will be supplied for the weekend. Most materials will be provided.

**Laurie Pruitt**

Sat & Sun (2-days) 2/19-2/20 1pm-4pm  
Studio 6 \$175 / Members: \$155

### CREATIVE CAMERA / IPHONE PHOTOGRAPHY

Using the camera phone as your photographic tool, this course will present a guided exploration of the capabilities of this amazing technology. Students will be taught to effectively capture and edit photographs of personal interest while exploring the creative possibilities of the phone as a camera. No prior photographic experience is required for this class. Please bring your iPhone fully charged to the first class.

**Corinne Satterlee**

Sat (4 wks) 3/5-3/26 1pm-3pm  
Computer Lab \$85 / Members: \$65



## Photography (cont'd)



### PHOTOSHOP ADVANCED TECHNIQUES

Take your photo editing to the next level by learning how to retouch and enhance a portrait, still life or landscape. You'll learn to blur the background, color correct, understand the use of layers, and more. In addition, you'll explore various ways to enhance your photos creating a unique personal style. Kelly will share her expertise in selecting inkjet papers that would best suit your images.

🔗 A basic knowledge of Photoshop or Lightroom, and Photoshop installed on your computer.

#### Kelly Walkotten

Tue (4 wks) 3/8-3/29 10am-12pm  
Online \$80 / Members: \$60

### ENCAUSTICS / OPEN STUDIO

A perfect afternoon to work on an encaustic project, we'll supply the equipment and encaustic medium. Panels of various sizes will be available for purchase.

🔗 Encaustic class at the KNAS or experience with encaustics.

#### Laurie Pruitt and Mary Whalen

Sat (3 wks) 3/12-3/26 1pm-4pm  
Studio 6 \$155 / Members: \$135

### MEMOIR IN COLLAGE / MIXED MEDIA

Create a personal history, make a statement, and explore abstract textures. Cut and paste with color, shape, or text from old books, magazines, pages out of your sketchbook, or your own photographs. Taking materials out of their original context and reassembling into a new visual narrative can combine disparate elements into a finished work or series of collages. Various strategies will be demonstrated and a variety of mediums will be utilized. The class will include prompts and group discussions about work created in this course.

#### Errin Ironside

Sat (4 wks) 2/5-2/26 10am-12pm  
Print Studio \$110 / Members: \$90

## Printmaking

### BEGINNING PRINTMAKING

Survey printmaking methods and techniques exploring the history and practice of printmaking. Projects range from carving stamps and blocks to intaglio and simple lithography. Students will be able to focus on one or more favorite methods to complete printmaking projects of their choice.

#### Both sections:

Print Studio \$290 / Members: \$270

#### Deborah Mattson (Afternoon)

Thu (12 wks) 1/13-3/31 1pm-3:30pm

#### Deborah Mattson (Evening)

Thu (12 wks) 1/13-3/31 6:30pm-9pm

### INTERMEDIATE PRINTMAKING

Further develop your printmaking skills while investigating the possibilities that printmaking processes offer. Etching, multi-color printing, registration systems, and printing of editions will be covered. Bring previous prints, work-in-progress, sketches, and ideas to the first class.

🔗 Beginning Printmaking

#### Both sections:

Print Studio \$290 / Members: \$270

#### Deborah Mattson (Afternoon)

Thu (12 wks) 1/13-3/31 1pm-3:30pm

#### Deborah Mattson (Evening)

Thu (12 wks) 1/13-3/31 6:30pm-9pm

### INTRO TO LITHOGRAPHY

Discover your drawings coming to life as reproducible prints. Focus on Pronto plate printing, one of the easiest and fastest printing processes. This course will also cover the more traditional lithographic media of aluminum plates and stones. Step-by-step instructions will take you through the basics of plate preparation and press operation. Enjoy drawing and printing your own image with the potential of creating an edition of your own prints.

🔗 Drawing Basics or equivalent.

#### Don Dombrowski

Wed (12 wks) 1/12-3/30 6:30pm-9pm

Print Studio \$290 / Members: \$270



### SCREEN PRINTING BASICS

Learn the basics of screen printing and develop your skills into multi-layer prints. Sessions include individualized instruction with plenty of work-time in the studio. You can screen print on paper or fabric to make your own prints, cards, posters, or gifts. Bring drawings, photos, works-in-progress, or ideas to the first class. Choose either session or take both to complete larger projects.

#### Both sections:

Print Studio \$155 / Members: \$135

#### Patrick Kinne (Evening)

Tue (6 wks) 1/11-2/15 6:30pm-9pm

#### Patrick Kinne (Evening)

Tue (6 wks) 2/22-3/29 6:30pm-9pm

### BLOCK PRINTING

Printing carved blocks is one of the oldest, simplest, and most versatile tools for reproducing art. Develop your relief printing skills in this class for beginners to advanced printmakers. Learn the ins and outs of carving and printing linoleum and woodblocks, and benefit from our well-stocked collection of tools and equipment. Discuss your work in a community of like-minded makers. Please bring drawings or reference photos to the first class.

#### Trevor Grabill

Mon (12 wks) 1/10-3/28 6:30pm-9pm

Print Studio \$290 / Members: \$270

### PRINTMAKING STUDIO

Do you have a special project in mind or just need quality studio time? Printmaking Studio is designed for the experienced, independent artist/printmaker who would like to utilize our well-equipped printmaking studio. Enrollment includes storage and access to equipment during Open Studio Hours. Students must arrange to meet with the instructor the first week to review shop rules and safety. Materials are available for purchase.

🔗 Departmental approval

#### Deborah Mattson

Open Studio Hours 1/10-3/29

Variable Times (12 weeks)

Print Studio \$290 / Members: \$270



## Printmaking (cont'd)

### NARRATIVE PRINTMAKING

After exploring several book forms that can be created from a single sheet of paper, you will print and bind a small edition of your own illustrated book using plastic plate lithography. You will learn about using visual images to illustrate the text, book design, imposition, plastic plate lithography, and binding a single signature book. Drawing skills and printmaking experience are helpful but not necessary. Bring some favorite poems and/or quotes to class.

#### Deborah Mattson

Tue (6 wks) 1/11-2/15 1pm-3:30pm  
Print Studio \$155 / Members: \$135



### SIMPLE BOOKMAKING

You will learn a variety of simple bookmaking techniques including single-sheet folded forms and simply stitched and bound books. Imagine being able to make your own custom journals and sketchbooks! A supply list will be sent when you register. Most of the supplies will be simple household tools and some recycled materials.

#### Both sections:

Online \$120 / Members: \$100

#### Deborah Mattson (Afternoon)

Tue (6 wks) 1/11-2/15 1pm-3pm

#### Deborah Mattson (Evening)

Wed (6 wks) 1/12-2/16 6:30pm-8:30pm



### THE UNIQUE PRINT

Explore monotype printmaking and experience working on screens, plexi, Gelli plates with ink, pencil, pastels, and paint to create these one-of-a-kind prints. Enjoy as-is, or layer for further interest.

#### Debbi Kreps

Wed (6 wks) 1/12-2/16 1:30pm-4pm  
Print Studio \$155 / Members: \$135



### HANDMADE PHOTO BOOK

Select, edit, print, and bind your photos into a unique handmade book. You'll have the opportunity to look at and handle a selection of artist-made books, to inspire your own bookmaking. The first session will be devoted to editing and sequencing images. The selected images will be printed on archival inkjet paper. The following Saturday will be committed to folding, stitching, and binding into a hardcover book. All materials included. Instructions will be emailed about image quantity and file size to be used.

Basic knowledge of Photoshop or Lightroom is helpful.

#### Mary Whalen & Deb Mattson

Sat (2-days) 1/15-1/22 12pm-4pm  
Computer Lab & Print Studio  
\$130 / Members: \$110



### VALENTINE WORKSHOP

Get ready for Valentine's Day by creating your own valentines. Spend an afternoon in the Print Studio where you will have access to stamping and relief supplies, simple letterpress slogans, gelli plates, and some prepared silk screens. Blank cards and envelopes will be provided, or you can bring your own.

#### Deborah Mattson

Sat (1-day) 2/5 1pm-4:30pm  
Print Studio \$55 / Members: \$35



### PATCH PARTY

Are your clothes and accessories threadbare, or just in need of a little embellishment? Come to the Patch Party! We'll be printing patches you can use, trade, or give away using a variety of printmaking techniques- relief, silkscreen, even intaglio. This is a great way to experience some different printmaking techniques in a short time. We will have images ready to print, and some fabric, but feel free to bring your own matrices and fabrics to print also. (Prewashed, natural fiber fabrics work best...including old cotton T-shirts.) Bring a lunch.

#### Deborah Mattson

Sat (1-day) 2/19 10am-4pm  
Print Studio \$75 / Members: \$55

### BLOCK PRINTING ON FABRIC

We will be carving blocks to print your own fabric yardage. Learn to use your own designs to print different types of surface design patterns, resulting in unique fabric for your textile projects. There will be a sewing machine in the studio so we can make simple zippered pouches in class, using your printed fabric.

Printmaking experience is helpful but not required.

#### Deborah Mattson

Tue (6 wks) 2/22-3/29 1pm-3:30pm  
Print Studio \$155 / Members: \$135



### PRINTMAKING AT HOME

Learn a variety of printmaking techniques that can be done at home using supplies you may already have at hand. Projects will include stamping, eraser carving, gel plates, kitchen lithography, and more. Have fun using your printmaking skills to enhance all kinds of surfaces. You will be sent a supply list when you register for the class.

#### Deborah Mattson

Wed (6 wks) 2/23-3/30 1pm-3pm  
Online \$120 / Members: \$100



### MOKULITO (WOOD LITHOGRAPHY)

Mokulito was developed in Japan as a method to print lithographs from a woodblock, rather than a stone or metal plate. The grain of the wood combines with your drawing to make beautifully textured images. The first day will be spent learning and practicing the technique, and the second afternoon will provide studio time to continue your projects. Bring a lunch the first day.

#### Deborah Mattson

Sat & Sun (2-days) 3/12-3/13  
Sat 10am-4:30pm / Sun 1pm-4pm  
Print Studio \$110 / Members: \$90

### OPEN HOUSE DEMONSTRATIONS

Every month the Print Studio will be open on a Friday evening for a demonstration of a particular technique you can watch and try yourself. Come and see printmakers at work to get a taste of all the types of printmaking and paper art projects that are available in the Kirk Newman Art School Print Studio.

Open house hours are 5:30 - 7:00 pm.

1/7 Screen Printing with Patrick Kinne

2/4 Relief Printing with Trevor Grabill

4/1 Kitchen Sink Lithography with Deborah Mattson



## Sculpture

### EXPLORING MATERIALS IN SCULPTURE

Designed for those who want to develop skills and understanding while embarking on the world of sculpture. Students will explore a variety of ways to interact in three dimensions including mold making, welding, design, clay sculpture, and metal casting.

#### Danny Giancaspro

Sat (12 wks) 1/8-3/26 12:30pm-3pm  
Studio 1 \$290 / Members: \$270

### METAL CASTING. INTRODUCTION TO FOUNDRY TECHNIQUES

Students will create sculptural works while learning a variety of investment and casting techniques including plaster, sand, and ceramic shell. We will explore castable materials including pewter, aluminum, and bronze and learn the history and present state of metal casting and foundry work.

#### Brent Harris

Mon (12 wks) 1/10-3/28 10am-12:30pm  
Studio 1 \$290 / Members: \$270

### METAL GARDEN ART

This class is for newcomers interested in making their own unique steel garden sculptures. Students will learn basic MIG welding techniques, plasma cutting, and metal fabrication in a safe, encouraging environment.

#### Paul Nimz

Tue (12 wks) 1/11-3/29 10am-12:30pm  
Studio 1 \$290 / Members: \$270

### FIGURE SCULPTURE

Learn to tell stories through the human form and expression. Using live models, students will sculpt full-body compositions in clay. Emphasis will be on the narrative through dynamic movement and gesture. Students will be taught to understand the relationship between anatomy and proportion and how it presents in historical works.

#### Josh Diedrich

Thu (12 wks) 1/13-3/31 6:30pm-9pm  
Studio 1 \$290 / Members: \$270

### METAL PATINA TECHNIQUES

The instructor will demonstrate hot and cold chemical patina techniques to add dynamic color to bronze and steel. Repairing antique surfaces will be discussed. We will also explore natural patination techniques using common chemicals found at home or in nature.

#### Brent Harris

Wed (4 wks) 1/12-2/2 10am-12pm  
Online \$80 / Members: \$60

### METALS AS FIBER

Explore unconventional combinations of fiber and metal and new ways to incorporate inexpensive copper wire to create jewelry structures, findings, and mixed media assemblages. Methods include: Viking Knit, crochet, and knitting with wire. We will discuss past and contemporary artists while working with metal wire in a new way. We will complete several projects and/or create components for future work. Bring a few beads, if you have them.

#### Lynne Clayton

Thu (12 wks) 1/13-3/31 12:30pm-2:30pm  
Studio 1 \$290 / Members: \$270

### RECLAIMED & ORGANIC MATERIALS IN SCULPTURE

Students will use non-traditional materials and a variety of processes in order to create 3-D artwork. Special preference will be given to incorporating used, discarded, and organic materials like stone and driftwood. Discussion will include outdoor sculpture applications, exposure to the elements, and weaving utilizing other elements like metal wire and fiber to explore new relationships between materials.

#### Lynne Clayton

Wed (12 wks) 1/12-3/30 6:30pm-9pm  
Studio 1 \$290 / Members: \$270

### WELDED METAL SCULPTURE/ INDEPENDENT STUDY

Self-directed students can expand their skill sets and enhance their abilities in metal sculpture. Students must be familiar with the safe use and operation of the equipment in the studio. Students will provide their own approved material. Problem solving and techniques will be the focus of the class.

🔗 Permission from the instructor is required.

#### Eric Pott

Tue (12 wks) 1/11-3/29 6:30pm-9pm  
Studio 1 \$290 / Members: \$270

### SCULPTING TECHNIQUES

Learn to make a sculpture modeled in traditional plasticine (oil clay); this course guides you step by step in the creation of structures, volumes, and surfaces to the final details. This course explains simple modeling techniques to engage in materials. Clay and tools will be provided for pick-up at the KIA Reception Desk.

#### Brent Harris

Wed (4 wks) 2/9-3/2 10am-12pm  
Studio 1 \$95 / Members: \$75

## Wellness

### YOGA

Patra's yoga class will be an eclectic style of yoga designed for all levels. She will guide you through your practice with flow movements, static poses, breathing techniques, and meditative relaxation. Yoga helps with flexibility, strength, and often can help with metabolic functions. Wear comfortable clothes and bring a yoga mat. Enjoy Petra's 15 years of yoga teaching experience. Gallery admission for twelve weeks is included.

#### Both sections: Patra Ryder

Auditorium \$120 / Members: \$100

Mon (12 wks) 1/10-3/28 5:15pm-6:15pm

Thu (12 wks) 1/13-3/31 12pm-1pm



### HAND MUDRA/HAND GESTURES FOR ENERGY AND HEALTH

Learn about the history and benefits of hand mudras. Mudras are specific hand gestures created to facilitate the flow of energy. Be guided through multiple mudras to instill calm, happiness, and healing into your daily life.

#### Patra Ryder

Sun (1-day) 3/13 1pm-3:30pm

Auditorium \$40 / Members: \$20

### TAI CHI, LEVEL 1

Learn stress-relieving practices to identify and process forces of tension and negativity. Balance, flexibility, stamina, and circulation are improved through a series of slow-motion, non-strenuous movements using focus and concentration. Tai Chi is safe for all ages and fitness levels. Please wear comfortable, non-restrictive clothing and comfortable, flat-soled shoes. Gallery admission for twelve weeks is included.

#### Ed Kehoe

Wed (12 wks) 1/12-3/30 5:15pm-6pm

Auditorium \$105 / Members: \$85





Tuition for the children and teen classes has been reduced for everyone through the generosity of John and Rosemary Brown. Appropriate age and grade strictly enforced. All materials are provided.

## AGE 5 — KINDERGARTEN

### MATERIAL EXPLORATION

Your child's artistic expression will blossom and grow in the multi-dimensional class. Clay, paper, paint, and more will be used in the creative processes introduced in the class.

#### Corinne Satterlee

Sat (6 wks) 2/19-3/26 9:30am-11am  
Multi-Purpose Classroom \$105 / Members: \$85

## GRADES 1-3

### ART EXPRESSION

Experience a fun introduction to the wonderful world of art for the naturally curious and creative young artist. Weekly classes allow children to experience the styles and techniques used by artists, learn art vocabulary and develop art-making skills through discussion and hands-on activities with a variety of media for drawing, painting, printmaking, sculpture, ceramics, fibers, and more! The class can be repeated as each term provides new and challenging lessons for skill development and creative exploration.

#### Stephanie Teegardin

Sat (12 wks) 1/8-3/26 9:30am-11am  
Studio 2 \$175 / Members: \$155

### ALL ABOUT CLAY

Get your hands dirty in this class while creating special works of art in clay. Try your hand at slab construction, coil building, drape molding, and more.

#### Sara Rio

Sat (12 wks) 1/8-3/26 9:30am-11am  
Studio 7 \$175 / Members: \$155

## GRADES 4-6

### THE ART OF DRAWING

While continually building on the concept of seeing as the most important tool for drawing, this class will explore the elements of drawing through a variety of media. Each class will be devoted to a deeper understanding of drawing techniques.

#### Al Harris

Sat (12 wks) 1/8-3/26 9:30am-11am  
Studio 4 \$175 / Members: \$155

### CLAY ON THE WHEEL

Students will spend time learning to center the clay on the potter's wheel, open the ball, and form bowls, cups, and vases. Hand-building techniques will also be pursued. Pieces will be decorated using slips and high- and low-fired glazes. Students should wear old clothing.

#### L. Merkel

Sat (12 wks) 1/8-3/26 9:30am-11am  
Studio 5 \$175 / Members: \$155



## MIDDLE & HIGH SCHOOL DRAWING AND PAINTING

One-on-one instruction will be provided with an emphasis on the exploration of visual culture through drawing and painting mediums and subject matter. Students will be encouraged to create artwork that brings out their unique talent and creativity.

#### David Yeider

Sat (12 wks) 1/8-3/26 9am-11:30am  
Studio 6 \$230 / Members: \$210

### PHOTOGRAPHY

Beginning students shoot, develop, and print film photos in our well-equipped traditional darkroom, mastering the basics of photography's history, as well as fundamentals of composition and design. Cameras and film are provided. Additional instruction in digital photography and editing is available on request. Experienced students have access to in-depth instruction, one-on-one critiques, and portfolio building.

#### Trevor Grabill

Sat (12 wks) 1/8-3/26 10am-12:30pm  
Photography Studio  
\$230 / Members: \$210

### CLAY ON THE WHEEL

Students will learn to create vessels on the potter's wheel through demonstrations of basic skills and a variety of techniques. Students may also pursue hand-building. Slips and high- and low-fired glazes will be used.

#### L. Merkel

Sat (12 wks) 1/8-3/26 12pm-2:30pm  
Studio 5 \$240 / Members: \$220

## GRADES 1-5

### SPRING BREAK ART CAMP

Spring break camp is offered in full- and half-day options. Students will be introduced to art on view in the galleries to inspire imagination and creativity before working to create their own works of art in the studio. Please send lunch with full-day students.

#### March 28- April 1

9am-4pm (080)  
\$270 / Members: \$250

9am-12pm (081)  
1pm-4pm (082)  
\$170 / Members: \$150



KALAMAZOO INSTITUTE OF ARTS

314 South Park Street | Kalamazoo, MI 49007

NON-PROFIT ORG

US Postage

PAID

Kalamazoo, MI

Permit No 297



**HOLIDAY ART SALE**

Thursday, November 18 | 5-8pm | MEMBERS ONLY

Friday, November 19 | 5-8pm

Saturday, November 20 | 9am-3pm

Shop the online sale from November 8 - December 19 at [kiarts.org](http://kiarts.org)