

FALL 2021

KALAMAZOO INSTITUTE OF ARTS

# Sightlines



KALAMAZOO INSTITUTE OF ARTS  
314 S. Park Street  
Kalamazoo, MI 49007  
269-349-7775  
museum@kiarts.org

EXECUTIVE DIRECTOR  
Belinda A. Tate

**2020-2021 BOARD OF DIRECTORS  
EXECUTIVE COMMITTEE**

Jack Michael, President  
William U Parfet, First Vice President  
Perry Wolfe, Second Vice President  
Sabrina Pritchett-Evans, Treasurer  
Caroline Pavone, Secretary  
Priscilla Pedraza, Past President

**BOARD MEMBERS**

Dr. Cheryl Dickson, Bjorn Green,  
Kevin Jawahir, Sarah Parfet Jbara,  
Dr. Keith Kenter, James Liggins, Jr.,  
Karen Matson\*, Jack Michael,  
Mike Ouding, Lora Painter,  
William U. Parfet, Caroline Pavone,  
Priscilla Pedraza, Sabrina Pritchett-Evans,  
Phillip Repp, Andy Richards,  
Paula Shelhamer†, Robb Smalldon,  
David M. Thoms, Michelle Tombro Tracy,  
Thomas Turner, Dr. L. Marshall Washington,  
Jamie Williams, Perry Wolfe

\*Art League President †Docent Chair

The Kalamazoo Institute of Arts  
is accredited by  
the American Alliance of Museums



Publication of Sightlines is supported by:



NATIONAL ENDOWMENT  
FOR THE  
HUMANITIES

**COVER IMAGE CREDIT:**

Ginny Ruffner with Grant Kirkpatrick, *Ventus ingenero (Windmill Flower)*, 2017, sculpture (acrylic on handblown glass) and island (plywood, low-density foam, fiberglass, epoxy, sand, pebbles, and acrylic paint). Courtesy MadArt. Photo by James Harnois.



Reforestation

# Greetings Friends,



Each season at the KIA, we hope to achieve a little more toward our vision that the arts are for everyone. With each exhibition, program, class, and event, we aim to share the ways in which art can heal, restore, and rejuvenate for all people. The past year has changed many lives forever, and our community seeks healing, and a space to gather together in solidarity to restore our souls and rejuvenate our minds. The KIA can be a beacon for you during this difficult transition as we process our emotions and determine the best way forward individually

and collectively. We are here for you, and we continue to offer creative ways to supplement the self-care and inspiration you may desire.

Use our galleries to engage with nature through augmented reality with *Ginny Ruffner: Reforestation of the Imagination*, where rebirth and growth is made visual and instantaneous through technology! A preview of the exhibition, which opens on September 18 can be found on our front cover. Use the downloadable digital app to view the work through your Android or Apple smart devices.

Surprise yourself in our Kirk Newman Art School this fall. We continue to offer hands-on studio courses for beginners and professional working artists alike from our exceptional school faculty. You may be less familiar with our personal enrichment and wellness offerings, including writing poetry, yoga, tai chi, and more. No matter your age, ability, or medium, the KNAS is a welcoming place for you to renew and explore your creativity.

I am optimistic about our future as an organization and a community. Participation numbers are steadily rising. We will conclude the fiscal year with a balanced budget and our strong financial position will support new dreams for the years to come. We are eager to serve our vibrant community, where together we create a cycle of self-renewing energy. The KIA continues to live its belief that the arts are for everyone; they inspire, fulfill and transform. Let us inspire you soon.

In gratitude,

Belinda Tate

Psst...Download the Reforestation app (*see logo on left*) found in the Google Play or Apple Store. Then use your phone and hover over the cover to get a sneak peek into Ruffner's work.



Kalamazoo Institute of Arts circa 1974

## Happy Birthday KIA!

July 2021 is a wonderful reason to celebrate! For 97 years, the KIA has been a world-class educational institution in our region. Thank you to our fabulous partners, volunteers, students, and staff. The photo above is a wonderful tribute to the generosity and legacy gifts that still impact our institution today.

## Visiting the KIA

Take time to enjoy the arts

Please visit [kiarts.org](http://kiarts.org) for up to date hours for the Galleries, Gallery Shop, and the Meader Fine Arts Library. As well as a full calendar list of programs, discussions and the Kirk Newman Art School class schedule.

314 S. Park Street, Kalamazoo, MI 49007 | 269-349-7775 | [kiarts.org](http://kiarts.org)

## Key

Here is a key of symbols to make it easier to navigate our programs.



ONLINE EVENT



IN-PERSON EVENT



1- AND 2-DAY WORKSHOPS

### STAY IN TOUCH!

Connect with us on social media with Facebook, Instagram, LinkedIn, and Twitter.



Sign up for our weekly digital newsletter [museum@kiarts.org](mailto:museum@kiarts.org)

### CONTENTS

02 NEWS & NOTES

09 EXHIBITIONS

14 PROGRAMS

19 KIRK NEWMAN  
ART SCHOOL

# WELCOME to our newest team members

## Andrew LeMay Cox

Andrew LeMay Cox joins as the new Preparator. He grew up in central Illinois and attended the School of the Art Institute of Chicago where he graduated with a Bachelor of Fine Arts in 2011. He served as the lead art handler at Linda Warren Gallery LLC from 2009- 2017 and has worked with private organizations including the Eaton Corporation and Kirkland and Ellis. Andrew served in art preparation at other distinguished institutions such as the Chicago Cultural Center and as a site manager for the School of the Art Institute's Sullivan Galleries. He has continued his personal art practices by exhibiting at several Chicago galleries and had his first solo exhibition at Gallery Victor Armendariz in 2017. We look forward to Andrew contributing his knowledge and skills to the museum's unique culture.



## Samantha May

Samantha May joined the Advancement Department in a new role as the Digital Content Manager. Growing up on the east side of Michigan, Sam moved to Kalamazoo in 2013 and graduated from Western Michigan University in 2017. She has a background in the news industry; previously showcasing her skills as a digital producer and reporter at WWMT and other local news agencies. Sam brings a fresh voice and energy and is delighted to be part of the team. Sam loves dogs and has her own 2-year-old fur baby named Layla.



## Eunice Uhm

Eunice Uhm has accepted a joint appointment developed between the KIA and Kalamazoo College as the 2021–2022 Postdoctoral Curatorial Fellow starting at the KIA July 2021. Eunice specializes in modern and contemporary art, with a transnational focus on the United States and East Asia. Her dissertation examines the conditions of migration and the diasporic aesthetic subjectivities in the works of contemporary Asian American and Asian diasporic art from the 1960s to the present. She has presented her research at various international conferences, including College Art Association and The Midwest Art History Society. She is also a recipient of the National Committee for the History of Art Travel Fellowship and the Diversity and Identity Studies Collective Grant at Ohio State University, where she recently defended her dissertation and will receive her PhD. Eunice is excited to make new connections between her work at the KIA and K College.



## Art Market on August 6th

There's nothing like summer in Kalamazoo! We are excited to host a small select group of artists on the beautiful KIA grounds for the community to enjoy. We will open the Artists Booths at 11:30 am in sync with LunchTime Live in Bronson Park (bring your lunch and shop the KIA!). At 5:00 pm we will host food trucks and a beer garden in our courtyard, and the artist tents and demos will be going strong during ArtHop. Don't forget, FREE gallery admission from 5:00 to 8:00 pm.



## KIA Annual Meeting is September 21, 2021, 5:30 pm

Usher in new board members and hear directly from KIA senior staff and the board of directors. All current members are invited to attend. Be sure your mailing address is up to date to receive your special invitation, rsvp card, and proxy voting ballot. *(If you received Sightlines at your home or business we have your current address.)*



**During the pandemic, 12-year-old Sydney Hansen tried some new painting techniques and decided to open her own small business called Sydney's Paintbrush.** She was featured at April's Art Hop event downtown and was interviewed by Channel 3 News. The event was a very successful start to her small business. When she decided to begin the business, she was told by her parents that it was not only important to use her money to fund her passion for art and to have savings, but it was also important to support a cause that is important to her and the community. Sydney

was fortunate enough to participate in several art camps in the Kirk Newman Art School. These camps were very meaningful to her. She chose to support the KIA, specifically the children's summer camps and classes.

Please consider a donation to the **KNAS Scholarship Fund.** Each year we receive more requests from children and adults who are seeking scholarship assistance. Any amount is appreciated. To donate, please visit [kiarts.org](http://kiarts.org) or call 269-349-7775 ext. 3101 for more information.

## Gallery Shop

---

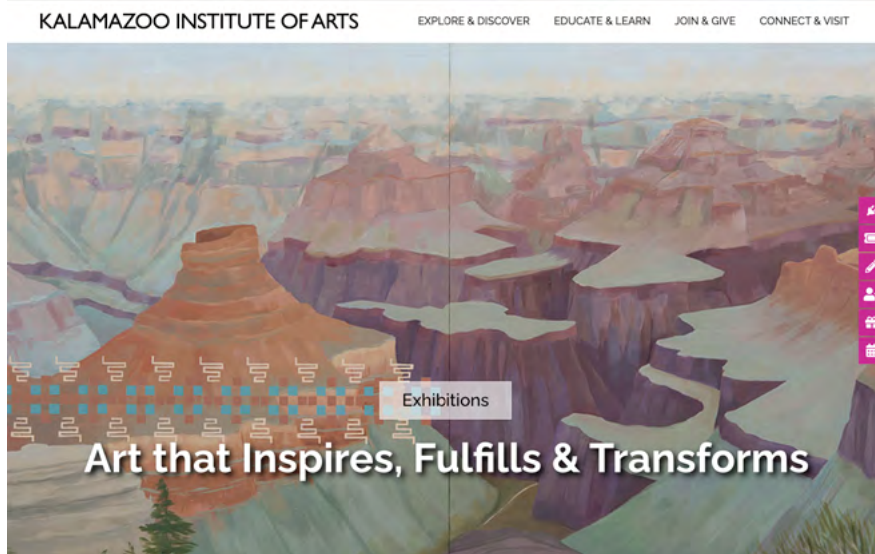
### Motawi Tileworks Show and Sale! October 23, 2021

The Gallery Shop is honored to host a special Motawi Tileworks event and more details can be found at [kiarts.org](http://kiarts.org).

Located in Ann Arbor, Mich., Motawi Tileworks (The Tileworks) makes handcrafted tile as art pieces for residential and commercial installations. Owner and Artistic Director Nawal Motawi began creating historically inspired tiles in her garage and selling them at the local farmers market. Demand for her work grew, and in 1992 Motawi formed The Tileworks, which came to specialize in Art Nouveau, Arts and Crafts and Mid Century Modern aesthetics. In addition to its own unique designs, The Tileworks is also licensed to produce art tile based on the work of Frank Lloyd Wright and Charley Harper.



# The KIA has a new look online!



Go to [kiarts.org](http://kiarts.org) and check out our comprehensive new website. Spend some time learning the new layout and extra features. The new visual design inspires the art lover in all of us.

The website is organized into four primary categories making it easier to navigate the site.

**Explore and Discover** — Exhibitions, the Collection, Visit and Calendar details

**Educate and Learn** — Kirk Newman Art School, Library, Educator and Docent Resources

**Join Give** — Membership, Volunteer, Ways to Give and Sponsorship

**Connect and Visit** — Hours, Tickets, Directions, Gallery Shop and Accessibility

There is more to discover in each new section and the site is ADA (American with Disabilities Act) compliant. Return often as we will continue to add new features and content.

## Members Exchange (October 2021)

**Get ready for an abundance of culture!** The Southwest Michigan Cultural **Membership Exchange** is a partnership with the Air Zoo, Binder Park Zoo, Gilmore Car Museum, Kalamazoo Nature Center, Kellogg Bird Sanctuary and Manor House and the Kalamazoo Institute of Arts is back.

During **October 2021**, members of any of these attractions get free reciprocal access to all 6 organizations with their member card and photo ID. Show off your new KIA membership cards and save the entire month!



## Membership Highlights

Did you know that being a member of the KIA can get you free admission to other art museums? Starting at our Sustaining level, members receive free admission to 13 Michigan art museums. At the Donor level and higher, members receive an additional bonus with free or reduced admission to nearly 1,000 institutions through the North American Reciprocal program!

If you have plans to travel within North America this year, we recommend upgrading or renewing your membership to receive these special benefits! For more information about the Michigan Reciprocating Museums or NARM, visit our website under the Join & Give tab or call the Membership Team at 269-585-9297.

# History of the Kirk Newman Art School

**1923** Six enthusiastic students met for the first classes in October 1923 when the Kalamazoo Institute of Arts was the Kalamazoo Chapter of the Federation of Arts. In 1924 two active arts groups merged, one was interested in art classes and the creation of art and the other in lectures and exhibitions or the appreciation of art. This initial combination of these two interests led to our present-day configuration of museum and art school. Equal importance was placed on the creation and the appreciation of art. This merger so long ago created the unique and successful institute you see today. The dual interests of the benefactors, Genevieve and Donald Gilmore kept strong equality of museum and school. Along with their interest in collecting art, the creation of art also played an important part in their life. Mrs. Gilmore enjoyed painting and printmaking while Mr. Gilmore had a passion for jewelry making and metal-smithing.

**1924** Art League and Palette and Chisel Club combined to form Kalamazoo Institute of Arts

**1925** Nina Bell Ward hosts first children's classes

**1929** Painting and drawing classes taught in Kauffer House

**1947** Printmaking and ceramics taught in South Street House

**1949** Started charging fee for art classes  
Affiliated with University of Michigan for credits — 1949–55

**1961** Additional classes of sculpture, jewelry, weaving and photography offered in new building

**1962** First Visiting Artist Summer Workshops



Donald Gilmore and Kirk Newman in the studio

**1965** First Art Camps called "Camp Workshop"

**1973** First Holiday Sale called "Pottery Sale" was held in December 1973

**1985** First All Department Holiday sale held in December

**1992** First Glass Class

**1995** First Computer Arts Class

**1996** Denise Lisiecki becomes first female Director of the KIA Art School

**1999** First Home School Art Class

**2000** Off-site Anagama kiln built and fired

**2002** First European trip sponsored by KIA/KNAS

**2006** Art School named the Kirk Newman Art School

**2015** First Residency Program in September

**2020** First Virtual Holiday Sale / Online classes in April

**2021** Collaboration with KVCC in February

## New Partnership with Kalamazoo Valley Community College

KVCC students can take advantage of the Kirk Newman Art School's professionally equipped ceramic studio by attending two classes per week at the KIA. The partnership began in February 2021, with the KVCC winter semester classes held at the Kirk Newman Art School. We are excited to see an expanding program continuing the partnership for future semesters.

"Kalamazoo Valley Community College is pleased with expanding our partnership and collaboration with the KIA. We know our students will have a rewarding experience with this unique educational partnership."

— Dr. L. Marshall Washington, President



## Kenojuak Ashevak

(1927–2013)

Kenojuak Ashevak  
*Spectacular Ravens*, 2003, stone-cut print.  
Collection of the Kalamazoo Institute of Arts;  
Gift of Jayne Clement, 2014.61

Kenojuak Ashevak (ken-OH-jew-ack ASH-uh-vac), one of the most well-known Inuit artists, was a pioneering force in modern Inuit art. Ashevak grew up in a semi-nomadic hunting family and made art in various forms in her youth. However, in the 1950s, she began creating prints. In 1964, Ashevak was the subject of the Oscar-nominated documentary, *Eskimo\* Artist: Kenojuak*, which brought her and her artwork to Canada's—and the world's—attention. Ashevak was also one of the most successful members of the Kinngait Co-operative, also known as the West Baffin Eskimo Co-operative, established in 1959 by James Houston, a Canadian artist and arts administrator, and Kananginak Pootoogook (ka-nang-uh-nak poo-to-guk), an Inuit artist. The purpose of the co-operative is the same as when it was founded—to raise awareness of Inuit art and ensure indigenous artists are compensated appropriately for their work in the Canadian (and global) art market.

Kenojuak Ashevak's signature style typically featured a single animal on a white background. Inspired by the local flora and fauna of the Arctic, Ashevak used bold colors to create dynamic, abstracted, and stylized images that are devoid of a setting or fine details. Despite the harsh environment, the Arctic has an abundance of wildlife—especially birds which captured the imagination and creativity of Ashevak throughout her career (she made over 100 different images of owls alone). The raven is a common sight in the Arctic as it is one of the few species of birds that dwells there year-round. Its large black body makes it easy to spot against the stark white winter landscape. Perhaps its ubiquitous nature has made the raven prevalent in Inuit cultures and folklore. Although the folklore and stories vary across the vast Arctic communities, many see the raven as extremely intelligent and duplicitous creatures that can be both helpful and dangerous, sly tricksters, and possessors of knowledge, among other things. Ashevak explained that her art did not attempt to portray realistic images of animals or the Arctic landscape, but rather she wanted to convey her emotions, values, personal connection to nature, and her indigenous culture. Her work is an exploration of line, form, and color and serves as a mode of sharing, interpreting, and honoring her Inuit heritage with the world.

Scan this QR code to watch the documentary, *Eskimo Artist: Kenojuak*, 1964, 20 minutes



[youtube.com/watch?v=r\\_lpYsWubDg](https://youtube.com/watch?v=r_lpYsWubDg)

\*The term Eskimo is not the preferred nomenclature for the Inuit and Yup'ik people.



# West Michigan Area Show

## EXHIBITIONS

### West Michigan Area Show

JUNE 4-SEPTEMBER 12, 2021

On June 4th, this highly anticipated and carefully selected exhibition of works drawing from hundreds of entries, across a 14-county region, opened at the Kalamazoo Institute of Arts. For over 60 years, the annual *West Michigan Area Show* has showcased exceptional work in all media throughout the region's diverse and talented community of visual artists. Each year, the KIA invites a professional artist or curator to jury from over 500 entries featuring paintings, prints, photography, mosaics, ceramics, jewelry, sculptures, and mixed-media works. This year's juror is New York-based curator and cultural producer Larry Ossei-Mensah. Ossei-Mensah is the co-founder of ARTNOIR, a non-profit global collective that endeavors to celebrate the artistry and creativity of Black and Brown artists around the world via virtual and in-person experiences. He is the former Susanne Feld Hilberry Senior Curator at MOCAD in Detroit and currently serves as curator-at-large at the Brooklyn Academy of Music, where he curated the NY Times heralded exhibition *Let Freedom Ring* in January 2021.

This exhibition is generously supported by David Isaacson in memory of his wife, Helen Sheridan.



Al Harris, *Zoie*, pastels. Courtesy of the Artist. (Kalamazoo County)

Artists, the next opportunity at the WMAS will be coming in early 2022. Look for details in our next issue.



Tatsuki Hakoyama, *Progress*, oil on canvas. Courtesy of the Artist. (Kent County)

# Yun-Fei Ji: Tall Tales of a Scavenger

JUNE 12 - SEPTEMBER 5, 2021

By reimagining Chinese ink painting techniques dating back over one thousand years, Yun-Fei Ji creates satirical works that explore the intersections of history, current events, traditional Chinese culture, and contemporary global culture. Ji's works examine our connectedness to and disconnectedness from one another, our communities, and the world. He questions how conflicts between modern progress, greed and intolerance have displaced, excluded and marginalized generations of people. These conflicts have often resulted in cultural and natural disasters: severed connections to peoples' ways of life, their environments and well-being. Ji's paintings shed light on our shared and disparate conditions while challenging those who rewrite, romanticize and fictionalize historical and contemporary happenings. The artist compels viewers to consider our individual roles as global citizens, asking us to join together and uplift humanity.

**Yun-Fei Ji** (b. 1963, Beijing, China) was raised in China during the Cultural Revolution. Ji earned his BFA from the Central Academy of Fine Arts in Beijing. After relocating to the United States in 1986 on a fellowship from Fulbright College at the University of Arkansas, where he received his MFA, Ji found his voice as an artist who reinvents the system of symbolic structures and folklore found in classical Chinese painting. Ji's work has been widely exhibited throughout the United States and Europe, including the Prospect.3 New Orleans Biennial in 2014, the 2012 Biennale of Sydney, the 2011 Lyon Biennale, and the 2002 Whitney Biennial. Ji received the 2006 American Academy Prix de Rome Fellowship and Residency and was a 2005 Artist-in-residence at Yale University.

Ji has been the subject of several solo museum exhibitions at the Cleveland Museum of Art; Contemporary Art Museum St. Louis; and the Ruth and Elmer Wellin Museum of Art, Hamilton College, among others. Among the many notable private and public collections in which Ji's work is included are the Museum of Modern Art; Whitney Museum of American Art; Brooklyn Museum of Art; Virginia Museum of Fine Arts; Philadelphia Museum of Art; and the Cleveland Museum of Art. Yun-Fei Ji currently lives and works between New York and Pennsylvania and is represented by James Cohan Gallery.

This exhibition is supported by the Joy Light East Asian Art Acquisition and Exhibition Fund.



Yun-Fei Ji, *The nativists and immigrants*, 2021, ink and watercolor on paper. Courtesy of the Artist and James Cohan Gallery.



Yun-Fei Ji, *The nativists and immigrants*, [detail] 2021, ink and watercolor on paper. Courtesy of the Artist and James Cohan Gallery.

# Sōsaku-hanga: Creative Printmaking In Japan

JULY 10 – OCTOBER 10, 2021

*Sōsaku-hanga: Creative Printmaking In Japan* combines works from the Kalamazoo Institute of Arts and the Joy and Timothy Light collection to explore the vision and innovations of sōsaku-hanga printmakers such as Kiyoshi Saito and Hiromitsu Takahashi, among others. The exhibition investigates the propulsion of this artist-controlled, creative movement of modern-era Japanese printmaking. Previously, printmaking processes divided the labor among artisans having several different hands responsible for design, carving, printing, and promotion and sale of the work. Sōsaku-hanga artists decided that printmakers should be in control of the entire process, and began overseeing the production of their images from beginning to end. As more influences trickled in from the West, sōsaku-hanga printmakers moved away from traditional Japanese aesthetics and subject matter, eventually influencing artists associated with the European Avant-Garde and American Abstract Expressionism. Sōsaku-hanga will reveal how this unique art movement fused elements of East and West to create a lasting impact on modern printmaking processes and techniques.

This exhibition is supported by the Joy Light East Asian Art Acquisition and Exhibition Fund.



Fumio Kitaoka, *Dutch Cow*, ca. 1972, color woodcut.  
Collection of the Kalamazoo Institute of Arts;  
Gift of Charles L. Stroh, 2014.21

# It's a David Small World

AUGUST 28 – NOVEMBER 28, 2021

Have you ever wondered how a picture book comes to be? What do the illustrations look like before words are added? *It's a David Small World* is the unmissable opportunity to see a part of the process of creating a children's book! The Betty Upjohn Mason Grandchildren's Gallery will be transformed with original drawings and books by locally and nationally beloved author and illustrator duo Sarah Stewart and David Small. These original works will be from the books *Imogene's Antlers*, *Catch That Cookie!*, *One Cool Friend*, and *The Quiet Place*. You can ask one another, "What is going on in this picture?" and create your own stories before settling down to read the story the author envisioned. Additionally, you can explore the works of David Small and Sarah Stewart in a community-wide collaboration at the Book Arts Center, the Richmond Center, Kalamazoo Public Library, and the WMU Waldo Library.

This exhibition is on loan from Western Michigan University Libraries, Special Collections.




Image courtesy of Western Michigan University Library, copyright David Small.

# Ginny Ruffner: Reforestation of the Imagination

SEPTEMBER 18 - DECEMBER 5, 2021

*Ginny Ruffner: Reforestation of the Imagination* is a unique installation that fuses fine glass blowing, augmented reality (AR), and drawing. For this special presentation, Ruffner and her collaborators developed an AR app so that viewers can explore a new landscape using their phones and tablets. This reality-bending presentation is the artist's imagining of a gloriously complex and colorful alternative environment. Viewers initially encounter a seemingly barren and bleak environment of tree stumps, but in the artist's re-envisioned reality and using AR, the trunks grow unique appendages of mythical flora. Some of Ruffner's creations whirl and flourish with human interaction. *Reforestation of the Imagination* not only challenges society's notions of reality and fantasy, concrete and abstract, desolation and hope, but it also calls attention to current ecological issues. Don't miss this chance to explore the intersection of art and technology at the KIA with family and friends this fall! A full-color catalogue enabled with AR coding accompanies the exhibition, so visitors can also experience some of their favorite innovative flora technology at home.

**Ginny Ruffner** (b.1952) is an artist best known for her elegant sculptures and mastery of glass techniques. Ruffner currently resides in Seattle, Washington where she moved in 1984 to teach at the influential Pilchuck Glass School, founded by Dale Chihuly. Originally a rustic summer camp for artists nestled in the foothills of the Cascade Mountains, it is now a world-renowned glass school. She has produced numerous public art commissions and her work is in over forty museum collections including the Metropolitan Museum of Art and the Renwick Gallery. She was the subject of an award-winning documentary, *"A Not So Still Life"* in 2010, chronicling her artistic journey after a life altering, physically debilitating car accident.



Ginny Ruffner, *Rosa ciliabunda*  
(Rose with eyelashes), 2017  
watercolor, pencil, and image transfer on paper.  
Collection of the artist. Photo by Gene Young.

*Ginny Ruffner: Reforestation of the Imagination* is organized by the Renwick Gallery of the Smithsonian American Art Museum. Generous support has been provided by the Smithsonian American Women's History Initiative, Elizabeth and James Eisenstein, Ed and Kathy Fries, Shelby and Frederick Gans, James Renwick Alliance, Colleen and John Kotelly, Betty and Whitney MacMillan, Jacqueline B. Mars, Kim and Jon Shirley Foundation, and Myra and Harold Weiss. The C.F. Foundation in Atlanta supports the museum's traveling exhibition program, *Treasures to Go*.

Members Only Reception & Tour  
September 17, 5:30 to 7:30 pm

Support for this exhibition is provided by



Art Bridges

BECAUSE OF HER STORY

# Todd Gray: Crossing the Waters of Space, Time, and History

SEPTEMBER 25 – JANUARY 2, 2022



Todd Gray, *Gifty/Versailles*, 2019  
three archival pigment prints in artist's frames.  
Pomona College Collection.  
Walter and Elise Mosher Memorial fund.



Todd Gray, *Paris/Cape Town*, 2019  
two archival pigment prints in artist's frames.  
Courtesy of the Artist and David Lewis, New York

Featuring the artist's signature style of found frames and stacked images from his private archive, *Todd Gray: Crossing the Waters of Space, Time, and History* considers the impacts of colonialism on Black consciousness. Gray's recent photographic, yet sculptural compositions obscure, expose, and connect images of contemporary culture and nature to express hidden relationships in the legacies of African enslavement, colonialism, and inequity. With studios in Los Angeles and Akwidaa, Ghana, the artist probes colonial frameworks by juxtaposing everyday people with celebrities, rural South African landscapes with formal European gardens, and far-flung galaxies that hold infinite possibilities and desires.


*Crossing the Waters of Space, Time, and History* continues Gray's investigations into the social and historical construction of how aspects of imperial gardens serve as physical and aesthetic remnants of European reason and oppression. Gray's images illuminate the constructed nature of land and culture, body and spirit, revealing the inherent complexities of lived Black experiences. His images become physical and psychological representations of the tenuous experiences of Black people around the world, thereby offering viewers an opportunity to confront and reconcile tragedies of the past.

As an added bonus, this exhibition debuts three new works and some of the artist's personal sketches, features a curated selection of books, and an artist's playlist.

**Todd Gray** (b. 1954, Los Angeles) is best known for his photography, performance and sculpture. Gray's work has been featured internationally, including the 2019 Whitney Biennial, the 2018 *Public Fiction: The Conscientious Objector* at the MAK Center for Art & Architecture in Los Angeles, and his appointment as a 2018 John S. Guggenheim Fellow. His 2018 exhibition *Michael Jackson: On the Wall* at London's National Portrait Gallery traveled in 2019 to the Grand Palais, Paris; the Bundeskunsthalle, Bonn; and the Espoo Museum of Modern Art, Finland. In 2017, Gray had solo exhibitions: *My Life in the Bush with MJ and Iggy* at the Museum of the African Diaspora in San Francisco and *Pluralities of Being* at Gallery Momo in Johannesburg, South Africa. Gray has BFA and MFA from the California Institute of the Arts. He is a Professor Emeritus in the School of Art, California State University, Long Beach and is represented by David Lewis, New York.

# PROGRAMS

## BOOK DISCUSSIONS



### The Whole Picture: The Colonial Story of the Art in Our Museums & Why We Need to Talk About It

by: Alice Procter



ONLINE EVENT

September 15th, 2:00 to 3:00 pm

From the publisher — If you think art history has to be pale, male and stale — think again. Should museums be made to give back their marbles? Is it even possible to ‘decolonise’ our galleries? Must Rhodes fall? In *The Whole Picture*, art historian and Uncomfortable Art Tour guide Alice Procter provides a manual for deconstructing everything you thought you knew about art, and fills in the blanks with the stories that have been left out of the art history canon for centuries.

### Braiding Sweetgrass: Indigenous Wisdom, Scientific Knowledge and the Teachings of Plants


by: Robin Wall Kimmerer




IN-PERSON EVENT

October 20th, 2:00 to 3:00 pm

From the publisher — Drawing on her life as an indigenous scientist, a mother, and a woman, Kimmerer shows how other living beings — asters and goldenrod, strawberries and squash, salamanders, algae, and sweetgrass — offer us gifts and lessons, even if we’ve forgotten how to hear their voices. In a rich braid of reflections that range from the creation of Turtle Island to the forces that threaten its flourishing today, she circles toward a central argument: the awakening of a wider ecological consciousness requires the acknowledgment and celebration of our reciprocal relationship with the rest of the living world. For only when we can hear the languages of other beings will we be capable of understanding the generosity of the earth, and learn to give our own gifts in return.



Enjoy reading? Consider creating your own book. Whether writing a memoir or simple book making (digitally or manually) KNAS can help get you started.



### Parable of the Sower (Novel and/or Graphic Novel)

by: Octavia Butler



IN-PERSON EVENT

November 17th, 2:00 to 3:00 pm

From the publisher — When global climate change and economic crises lead to social chaos in the early 2020s, California becomes full of dangers, from pervasive water shortage to masses of vagabonds who will do anything to live to see another day. Fifteen-year-old Lauren Olamina lives inside a gated community with her preacher father, family, and neighbors, sheltered from the surrounding anarchy. In a society where any vulnerability is a risk, she suffers from hyperempathy, a debilitating sensitivity to others’ emotions.

## ARTful EVENINGS

### The Conservation of Paintings: Historical and Technical Discoveries

August 19, 6:00 to 7:00 pm



Is it true that a painting conservator is also a detective? In Barry Bauman's 46 years of experience treating and analyzing damaged paintings there have been some stand out moments for him. In this talk, Bauman will discuss the times that his practice led him to discover a previously hidden piece of art history. Join Barry Bauman, former associate conservator of paintings at the Art Institute of Chicago and founder of Conservation Ventures, a company specializing in presentations and CAP grants for museums' long-range collection care, as he speaks about his experience as a conservator.



Image courtesy of Barry Bauman



Courtesy of the artist. Photo by Doug Tucker

### Transforming Art with Digital Technology

September 16, 6:00 to 7:00 pm



Ginny Ruffner is pursuing the challenge of making a new beauty through the process of personal reflection and asking questions. She will show her pursuit of this challenge through projects where digital technology helped enable both beauty and reflective thought. In this unforgettable virtual experience, Ruffner will show some of her projects explaining both the artistic and the technological side of her process. She will also share information about her varied projects, from pop-up books to public art installations to museum exhibitions. Science and art combine in Ruffner's work to create a magical experience that you will be able to see for yourself in our fall exhibition of *Ginny Ruffner: Reforestation of the Imagination*.

If the magic of this exhibition stimulates your creativity, explore how to enhance your digital photo designs with KNAS instructor Kelly Walkotten.

### Inaugural Joy Light Annual Lecture in East Asian Art with Dr. Jacqueline Chao **Rock, Paper, Scissors: Chinese Art at the Crow Museum of Asian Art**

October 14, 6:00 to 7:00 pm



Originating in China, "rock paper scissors" is a hand game used to fairly settle disputes or make decisions. Referencing the game of "rock paper scissors" as a playful metaphor, Dr. Jacqueline Chao, Senior Curator of Asian Art at the Crow Museum of Asian Art, will share her insights on Asian Art at her museum through rock (stunning jade collections), paper (intricate ink paintings), and scissors (contemporary installations that respond to their environments). Boost your knowledge of these important artistic media and the intersections of "rock paper scissors" that can be found in both the KIA and the Crow Museum of Asian Art's collections and exhibitions.



Photo of Dr. Chao  
by Suzanne Oshinsky

## Printing & Pandemic Part II

August 10, 12:00 to 1:00 pm

 ONLINE EVENT

Did you miss Deborah Mattson's Printmaking and Pandemic Part I? Don't worry you can easily jump in and listen to Part II of this fascinating exploration of how printmakers throughout time have reacted to and portrayed pandemics.



Take a  
KNAS class  
with Deb

## Evolution of an Artist

August 24, 12:00 to 1:00 pm

 ONLINE EVENT

Emily Wohlscheid is a multidisciplinary artist working in jewelry and fiber arts. She will talk about how the practice has evolved, how the public and her own perception of being a working artist has changed over time, and the many hats an artist has to wear that don't involve making art.



Take a  
KNAS class  
with Emily

## Local Sustainability

September 7, 12:00 to 1:00 pm

 IN-PERSON EVENT

Have you wanted to learn more about how you can lessen your environmental impact? Chris Dilley and Ben Brown from Kalamazoo's People's Food Co-op have some tips for everyday ways to tread more lightly on the planet. Topics will range from transportation and homemaking to, of course, food! This ARTbreak is in connection with *Ginny Ruffner: Reforestation of the Imagination*, which explores a natural world affected by humanity.



Upcycled Jewelry (offered online starting in October) is a trend dedicated to lightening the load on the planet.

## Illustrating the Natural World

September 21, 12:00 to 1:00 pm

 ONLINE EVENT

Olivia Mendoza creates illustrative works focusing on the details of botanicals, insects, animal life and anatomy. She will be discussing what inspires her personal incentive behind each piece and views on how to approach criticism and motivation in personal work.



Continue to be inspired,  
take a KNAS fall class  
with Olivia.



Image by Olivia Mendoza



**Visual Thinking Strategies**

October 5, 12:00 to 1:00 pm



IN-PERSON EVENT



“What is going on in this picture? What do you see that makes you say that? What more can we find?” These three questions form the backbone of Visual Thinking Strategies, a critical thinking practice that provides a foundation for lifelong learning and communication skills. Guests will actively participate in a

unique and exciting ARTbreak as Jessica Sundstrom explains the importance of VTS for students, educators, and caregivers and asks you to share what you see.

**Chinese Decorated Letter Papers**

October 19, 12:00 to 1:00 pm



IN-PERSON EVENT

Yifan Li is a Ph.D. student specializing in modern Chinese art and visual culture at The Ohio State University. Li's current research centers on materiality and transnationality, the artistic exchange between China and the United States and art and politics in Mao-era China. His lecture will examine an early twentieth-century collection of Chinese decorated letter papers.

**KALAMAZOO ART LEAGUE**

Art League has offered lectures promoting understanding, appreciation, and enjoyment of the visual arts for KIA members and our community since 1955. Throughout 2021, these lectures are free and presented via Zoom, and then posted on [www.KalamazooArtLeague.com](http://www.KalamazooArtLeague.com)

**Forging Islamic Science**

Wednesday, October 13, 10 am



ONLINE EVENT

Nir Shafir, Ph.D.  
Assistant Professor (tenure track) Department of History  
University of California, San Diego

“As fakes and fictions enter our digital bloodstream, they start to replace the original images, and transform our...notions of what actually was the science of the past.”  
Dr. Shafir reveals the many ways forged paintings undermine Islamic science and our ability to understand the past and how it influences us today.

**Contemporary Luminism: Realism in the Modern Context**

Wednesday, November 10, 10 am




ONLINE EVENT

Brooks Anderson  
Landscape painter

A landscape painter known for his gifted handling of composition, detail and clarity of light, Anderson will discuss his artistic development and the experience of translating atmosphere and natural phenomena into artistic expression.



# ART DETECTIVES



August 14, 11:00 to 11:45 am

 ONLINE EVENT

For the sunny summer month of August, the Art Detectives will read *Toy Boat* by Randall de Séve and Loren Long, and look at how artists have portrayed boats in the KIA collection. They will finish off by creating their own floating toy boat!



September 11, 10:30 am to 12:00 pm  
At the KIA

 IN-PERSON EVENT

Do you have a special place where you can enjoy the quiet? Arty Mouse will read *The Quiet Place* by author Sarah Stewart and illustrator David Small, a book about a little girl whose family emigrates from Mexico to the USA. This is not an Art Detectives to miss as participants will be joined by David Small and Sarah Stewart! Children will have the chance to hear from the author and illustrator and then see original illustrations in the KIA Interactive Gallery!



October 9, 10:30 am to 12:00 pm  
At the KIA

 IN-PERSON EVENT

Have you ever seen a flower? I mean, really *seen* a flower? That's the question Arty Mouse will be asking the Art Detectives this month! Come to the KIA to read this story and then look and see the secret augmented reality flowers in *Ginny Ruffner: Reforestation of the Imagination!*



## Interview with Arty the Art Detective

Arty, what have you been up to?

I have been busy reading and creating art projects in my yard!

What else is new?

I have a new Facebook Group under the KIA FB page. You can share your art creations and favorite books or maybe a drawing of me.

Anything exciting coming to the KIA?

Yes! There is the David Small and Sarah Stewart exhibition especially for children. Don't forget to take a selfie with me in the galleries and share it so I can like it.

When can we visit the KIA?

Check out the new website [kiarts.org](http://kiarts.org) for all the info you need from Art Detectives to classes and exhibitions. See you soon.

Continue the fun and exploration of art through Saturday children's classes offered at the KNAS. Create in drawing, painting or ceramics.

# KIRK NEWMAN ART SCHOOL



ONLINE CLASS



1- &amp; 2-DAY WORKSHOPS

## Ceramics

### One-On-One Critique in Ceramics

Join Brian in a fifteen- or thirty-minute discussion and critique of your work. Artists are asked to please have a few pieces ready to show and discuss. A critical look at your work is important for your growth as an artist. Take a look at what works and what doesn't work in a nurturing and supportive discussion. Taking a close look at your work is always helpful for moving forward as is articulating your intent.

(300) 15 minutes — \$15 / (301) 30 minutes — \$30

### BEGINNING CERAMICS

Both Sections, Studio 7

Brian Hirt (302)

Tuesdays, September 14 – November 16  
5:30 to 9:00 pm / 10 weeks

OR

Courtney Nelson (303)

Thursdays, September 9 – November 11  
1:00 to 4:30 pm / 10 weeks

\$325 / Members: \$305

Students will learn a variety of clay-forming techniques. Coiling, pinching and slab-building will be demonstrated along with an introduction to the wheel. Students will also learn glazing techniques. Cone 10 stoneware and raku firings will be available.

### MUD IN THE MORNING (304)

Julie Devers, Studio 5

Wednesdays, September 8 – November 10  
9:00 am to 12:30 pm / 10 weeks  
\$325 / Members: \$305

Prerequisite: Beginning Ceramics

This is a class for intermediate and advanced students to get a creative start on their day. A variety of clay forming techniques will be explored. Coiling, slab-building, and extruding will be demonstrated, along with the wheel. Advanced students will receive instruction and assignments appropriate to their skill levels. Cone 10 and raku firings available.

### INDEPENDENT STUDY / OPEN STUDIO (305)

TBA, Studio 5

Mondays, September 13 – November 15  
5:30 to 9:00 pm / 10 weeks

\$325 / Members: \$305

Prerequisite: Beginning Potter's Wheel or equivalent

For the independent and somewhat skilled ceramist wishing to pursue ceramic goals. Group critiques and discussions will be required for this open study.

### EXPLORATIONS IN RED EARTHENWARE (306)

Susan McHenry, Studio 7

Wednesdays, September 8 – November 10  
5:30 to 9:00 pm / 10 weeks

\$325 / Members: \$305

Prerequisite: Beginning Potter's Wheel

Bring vibrant color and layered surfaces to your hand-built or wheel-thrown forms as you explore the studio's low-fire red earthenware clay. Demonstrations will focus on surface treatments using slips and terra sigillata. Students will learn how to mix a custom color palette with Mason stains to decorate their work.



### POTTER'S WHEEL INTERMEDIATE /ADVANCED

Both sessions, Studio 5

Wyatt Lane (307)

Tuesdays, September 14 – November 16  
1:00 to 4:30 pm / 10 weeks

OR

Tom Richards (308)

Tuesdays, September 14 – November 16  
5:30 to 9:00 pm / 10 weeks

\$325 / Members: \$305

Prerequisite: Beginning Potter's Wheel

This class will provide the techniques of forming and finishing pottery on the wheel. Basic skills such as centering, opening, and drawing up the walls of the pots will be stressed, as well as the more advanced techniques of trimming, forming spouts, lids, and handles, and altering, and glazing your pieces. Demonstrations and discussion will encourage development. Cone 10 stoneware, porcelain, and raku firings will be offered.

### FAIRYTALE MOTIFS IN CERAMIC SCULPTURE (309)

Anna Ill, Studio 7

Mondays, September 13 – November 15  
5:30 to 9:00 pm / 10 weeks

\$325 / Members: \$305

Prerequisite: Beginning Ceramics

In making art, we tell stories. Fairytales are replete with archetypal characters, whimsical and fantastic settings that set the imagination on fire. The focus of this class will be building ceramic vessels and sculptures with fairytale motifs. Share and discuss ideas for potential projects and work of contemporary ceramic artists. Students will have the opportunity to work with traditional and non-traditional finishing techniques utilizing waxes, polishes, and acrylics. Demonstrations and discussion will encourage students to meet personal goals for reaching new skill levels.

## Ceramics (cont'd)

### EXPLORING RAKU (310)

Brian Hirt, Studio 5  
Wednesdays, September 8 – November 10  
1:00 to 4:30 pm / 10 weeks  
\$325 / Members: \$305

Prerequisite: Beginning Ceramics or equivalent

Experiment with, explore and test new glazes, firing possibilities, and post-firing possibilities. Students will learn to master the raku techniques. Horsehair and “naked” raku, sagger, obvara and blackware firings will also be available.

### BEGINNING POTTER'S WHEEL

Both sessions, Studio 5  
Amy Hudson (311)  
Thursdays, September 9 – November 11  
9:00 am to 12:30 pm / 10 weeks

OR

Julia Whitney-Brown (312)  
Thursdays, September 9 – November 11  
5:30 to 9:00 pm / 10 weeks  
\$325 / Members: \$305

Prerequisite: Beginning Ceramics

This class benefits students who are new to the potter's wheel and would like to develop their throwing skills. Students will be given instruction for centering clay on the wheel. Through demonstration and discussion students will be taught basic forms such as cylinders, cups, bowls, and plates. There will be instructions using the studio glazes and slips to highlight your thrown pots.

### CONTAINERS IN CLAY (313)

Lindsay Hayosh, Studio 7  
Wednesdays, September 8 – November 10  
1:00 to 4:30 pm / 10 weeks  
\$325 / Members: \$305

Prerequisite: Beginning Ceramics

Students will be encouraged to explore both hand-built and thrown techniques to construct their one-of-a-kind ceramic container. Self-direction will be necessary to incorporate multiple approaches, but instructional support and demos will be provided as needed.

### HOT DATE NIGHT/ CERAMICS (314)

TBA, Studio 5  
Friday, September 17  
6:30 to 9:30 pm / One Day  
\$90 per couple / Members: \$70 per couple

Bring someone special and experience working together on the potter's wheel. We will turn up the heat with a Raku firing that will produce a clay vessel to take home. It is the perfect opportunity to have a creative time together while learning something new.



### VISITING ARTIST WORKSHOP (315)

Amy Sanders, Studio 3&5  
Saturday and Sunday, March 19 – 20, 2022  
9:00 am to 5:00 pm / Two Days  
\$200 / Members \$180

Working with low-fire earthenware, the focus will be on soft slab construction while considering how stamped patterns enhance the surface, with some thrown and altered pots demonstrated. There will be pinching, folding, and draping thin slabs over molds or employing simple paper templates to create some pieces. A variety of functional forms will be demonstrated including serving pieces, vases, sculptural bowls, and wall pieces. During the hands-on portion of the workshop, participants will make several personal mark-making and texture tools to use in their own work as well as create a couple of forms, including a vase, an altered slab cup and a wall piece. The emphasis on instruction will also be placed on successfully resolving feet, rims, and handles. Amy will be more than happy to share her glaze recipes.

A \$50 non-refundable cancellation fee. No refunds after March 5.

## Design

### FALL WREATH (604)

Sherri Synder, Auditorium  
Thursday, September 23  
6:30 to 8:30pm / One Day  
\$65 / Members: \$45

In this class you will create a sturdy outdoor wreath composed of natural materials. The completed wreath will carry your outdoor seasonal décor through Thanksgiving. With a little protection and proper storage this dried wreath can be used for multiple years. This wreath class is designed for all skill levels, and is perfect for beginners, or those with design experience. All materials will be provided; however, it would be helpful to bring your own floral shears/pruners if you have them.

### PUMPKIN ARRANGEMENT (605)

Sherri Synder, Auditorium  
Monday, October 11  
6:30 to 8:30 pm / One Day  
\$65 / Members: \$45

Create a striking fall floral arrangement using a pumpkin as a vessel. Bright florals along with attractive foliage will be utilized to create a seasonal design to beautify your own home or to give as a gift. No previous floral experience is needed. All materials will be provided; however, it would be helpful to bring your own floral shears/pruners if you have them.

### EVERGREEN WREATH (606)

Sherri Synder, Auditorium  
Tuesday, November 30  
6:00 to 8:00 pm / One Day  
\$65 / Members: \$45

Using a variety of needled evergreens, students will create beauty through texture, color and aroma. They will be able to proudly display their wreath, or create a lovely gift for a friend. All materials will be provided; however, it would be helpful to bring your own floral shears/pruners. Since these are fresh evergreens, be prepared that there will be sap. Wearing nitrile gardening gloves is recommended, but not required as it cleans easily from hands with soap and water. It is suggested to wear an apron or crafting clothing if that is a concern.

## Creative Writing

### One-on-One Writing Critique

Elissa Cahn is offering manuscript review for projects five pages or fewer. Whether you're preparing your manuscript for submission or writing just for fun, manuscript review can help you gain a clearer sense of direction in order to elevate your work. The review may include feedback on aspects of fiction such as: plot, conflict, point of view, setting, dialogue, voice/tone, scene, and technical concerns like sentence structure. Email your work to [elissa.cahn@gmail.com](mailto:elissa.cahn@gmail.com) for comments via Microsoft Word. The review can be by phone or Zoom call and include follow-up questions and brainstorming.

(600) 15-minute verbal critique plus written comments — \$40

### CREATIVE WRITING/WRITING POETRY (601)

Scott Bade, Multi-Purpose Classroom  
Tuesdays, September 14 – November 16  
6:30 to 9:00 pm / 10 weeks  
\$210 / Members: \$190

Discover how language and imagination come together to create the literary arts we are so passionate about. We will read, write, and discuss contemporary poetry, and a little prose, in a range of styles. Classes will be conducted in a workshop style with the primary focus of the class around discussion of one another's writing. Additional activities may include in-class writing activities.



### WRITING MEMOIR (602)

Joseph Gross, Online Class  
Wednesdays, September 8 – November 10  
6:30 to 9:00 pm / 10 weeks  
\$210 / Members: \$190

This course will explore the process of creating a literary memoir from real memories and experiences through the examination of work by great contemporary artists and direct feedback from fellow writers. We will consider form, tone, strategies, and other tools to enrich our attempts at personal storytelling in the written word. Participants should be ready to share their work with others and respond in kind with thoughtful preparation. The instructor will provide reading materials as handouts.



### WRITING FICTION (603)

Elissa Cahn, Online Class  
Thursdays, September 9 – November 11  
6:30 to 9:00 pm / 10 weeks  
\$210 / Members: \$190

The focus of this class will be on writing flash fiction, also known as micro-fiction or short-short stories. Each student will submit a short piece for a workshop every week. We will also discuss readings and devote some class time to writing exercises in order to explore the different forms short fiction can take.

## Drawing

### One-on-One Critique of Drawings, Pastels, or Paintings


Denise Lisiecki, Director of the Kirk Newman Art School and Chair of the 2-D Department, will provide one-on-one critiques of artists' drawings, pastels, or paintings. She will share her knowledge and expertise along with constructive criticism and suggestions. Time may be available to ask technical questions. Denise's website is [deniselisiecki.com](http://deniselisiecki.com). Time slots include:

10 am Monday, Wednesday or Thursday OR 2 pm Monday, Wednesday or Thursday

(900) 15 minutes — \$15 / (901) 30 minutes — \$30

### DRAWING BASICS (902)

David Yeider, Studio 4  
Tuesdays, September 14 – November 16  
1:00 to 3:30 pm / 10 weeks  
OR

 Deb Mattson (903), Online Class  
Wednesdays, September 8 – November 10  
6:30 to 9:00 pm / 10 weeks,  
\$210 / Members: \$190

Pick up the pencil and learn basic drawing techniques: observational line drawing, composition and value, with a focus on black & white media. Students are asked to please bring a newsprint pad and drawing pad 18"x24"; and pencil types in 2H, HB, 2B, 6B.

### DRAWING BASICS II (904)

David Yeider, Studio 4  
Wednesdays, September 8 – November 10  
1:00 to 3:30 pm / 10 weeks  
\$210 / Members: \$190

Prerequisite: Beginning Drawing or equivalent

Students will continue to approach drawing as a learnable skill and a process of how we "see" in order to draw more realistically. An array of media will be examined during each class session with a variety of subject matter. Study mark-making, compositional plotting, planar value, light and shadow analysis, and further investigate the principles and elements of art and design. Students are asked to please bring a newsprint pad, an 18"x24" drawing pad, and 2H, HB, 2B, 6B pencils.

### ADVANCED PRACTICES WITH COLORED PENCIL (906)

Karen Matson, Studio 4  
Thursdays, September 9 – November 11  
1:00 to 3:30 pm / 10 weeks  
\$210 / Members: \$190

Prerequisite: Beginning Colored Pencil

Artists will dust off those pencils and refresh their skills, or challenge themselves to learn new ones. Students may complete a drawing already in progress, start a new one, or just reconnect with fellow colored pencil artists.

## Drawing (cont'd)

### SOFT PASTELS/OIL PASTEL (907)

Mary Kenney, Studio 6  
Tuesdays, September 14 – November 16  
6:30 to 9:00 pm / 10 weeks  
\$210 / Members: \$190

Prerequisite: Beginning Drawing/  
equivalent

Students will experience the versatile and vibrant medium of soft pastels, and explore oil pastels, a different medium that is not quite a soft pastel, not quite oil paint, and not quite a crayon. Experiment with both of your choices. This course is suitable for both beginners and advanced students, and will cover technique, color, value, composition, and more.

### DRAWING ON ALTERNATIVE SURFACES (954)

Paddy Aidan, Studio 2  
Mondays, September 13 – November 15  
6:30 to 9:00 pm / 10 weeks  
\$210 / Members: \$190

Prerequisite: Beginning Drawing

Explore alternative drawing surfaces and techniques such as scratchboard. Develop value and image with mark-making, visual balance in black & white, and composition through various media techniques leading up to drawing in Scratchboard. Other techniques using transparencies and cutting materials to draw with cast shadow and opacity will be included. Some class time will be spent on discussing and developing drawings.

### NATURAL SUBJECT ILLUSTRATION (955)

Olivia Mendoza, Online Class  
Wednesdays, September 8 – November 10  
1:00 to 3:30 pm / 10 weeks  
\$210 / Members: \$190

Prerequisite: Beginning Drawing

This course explores how to render natural subjects with accuracy and liveliness. Demonstrations will review how to depict plants, bugs, and animals in varied media such as colored pencil, watercolor, and graphite. Students have the option of which medium to use.

### GRAPHITE HYPERREALISM (956)

Olivia Mendoza, Studio 6  
Thursdays, September 9 – November 11  
6:00 to 8:30 pm / 10 weeks  
\$210 / Members: \$190

Prerequisite: Beginning Drawing

Students will create photorealistic illustrations by practicing meticulous observation and detailed rendering with the use of graphite pencils and high-resolution images. Students provide the image of their choice.

### BOTANICAL ILLUSTRATION (957)

Olivia Mendoza, Studio 2  
Wednesdays, September 8 – November 10  
6:00 to 8:30 pm / 10 weeks  
\$210 / Members: \$190

Prerequisite: Beginning Drawing

The instructor will teach students how to render realistic illustrations of plant life using colored pencils. Lessons will have an emphasis on examining details, capturing accuracy, and using color theory to create vibrant depictions of nature.


## Painting

### BEGINNING WATERCOLOR (908)

Susan Badger, Online Class  
Thursdays, September 9 – November 11  
1:00 to 3:30 pm / 10 weeks  
\$210 / Members: \$190

This course will focus on the absolute basics of watercolor, and students will gain valuable information that will allow them to proceed in watercolor with the confidence that comes with a firm start. Supply list available by emailing [badgerburrow@aol.com](mailto:badgerburrow@aol.com).

### WATERCOLOR WITH EXPRESSION

 Susan Badger, Online Class  
Wednesdays, September 8 – November 10  
1:00 to 3:30 pm / 10 weeks (910)

OR

Tuesdays, September 14 – November 16  
6:30 to 9 pm / 10 weeks, Studio 2 (911)  
\$210 / Members: \$190

This course will develop and express your creativity with techniques including wet into wet, color mingling, and layered transparent washes. Composition, simplification of shape, color, and value will also be explored. Supply list available by emailing [badgerburrow@aol.com](mailto:badgerburrow@aol.com).

### INTERMEDIATE AND ADVANCED WATERCOLOR (912)

Denise Lisiecki, Studio 2  
Tuesdays, September 28 – November 16  
10:00 am to 12:30 pm / 8 weeks  
\$180 / Members: \$160

Prerequisite: Watercolor Experience

Experienced painters will explore the next level by concentrating on composition, color, and subject matter. Painters will be individually guided. Please bring your materials and subject matter to class. Supply list available on the instructor's website [deniselisiecki.com](http://deniselisiecki.com).

### OIL OR ACRYLIC PAINTING

Kenneth Freed, Studio 6  
Wednesdays, September 22 – November 10  
1:00 to 3:30 pm / 8 weeks (913)

OR

Mondays, September 27 – November 15  
6:30 to 9 pm / 8 weeks (914)  
\$180 / Members: \$160

Prerequisite: Beginning Drawing

Explore oil or acrylic painting from alla prima painting to layered techniques involving underpainting and overpainting. All styles, directions, and content encouraged. Bring whatever painting materials you have.

### PAINT AND POUR (915)

Hannah Mabie, Studio 6  
Saturday, October 23  
12:30 to 3:30 pm / One Day  
\$80 / Members: \$60

Pick up a new skill and learn how to make beautiful acrylic paintings with mixing and using the latest techniques. Create several new paintings with step-by-step instruction. Learn an introduction to color theory. Be prepared to travel with wet paintings or return at a later date to pick up dry paintings. No painting experience necessary! All materials are provided.

### PAINT YOUR PET (916)

Hannah Mabie, Studio 2  
Saturday, November 13  
12:30 to 3:30 pm / One Day  
\$70 / Members: \$50

Create a portrait of your pet on canvas using acrylic paints, while enjoying time with other animal enthusiasts. You will receive instructions to email a photo of your pet to the instructor who will give step-by-step instructions of the process.

## Fibers

### One-on-One Critique in Fiber

What would Gretchen do? Experience a one-on-one critique of your fiber art with Gretchen Huggett. Gretchen will share her knowledge and expertise along with constructive criticism and suggestions. Time may be available to ask technical questions.

(500) 15 minutes — \$15 / (501) 30 minutes — \$30

### One-on-One Critique in Dyeing

What would Rita do? Experience a one-on-one critique with Rita Petteys. Subject matter includes several techniques related to dyeing with acid dyes, procion MX fiber reactive dyes; dyeing yarn, fiber, fabric, and clothing; color theory and color mixing, and fiber arts techniques related to Arashi Shobori, Itajime Shibori, and Ori Nui Shibori. Topics related to Natural Dyeing are not available.

(502) 15 minutes — \$15 / (503) 30 minutes — \$30



### FLOOR LOOM WEAVING

Gretchen Huggett, Weaving Studio  
Thursdays, September 9 - November 11  
1:00 to 4:30 pm / 10 weeks (504)  
5:30 to 9:00 pm / 10 weeks (505)  
\$300 / Members: \$280

Learn to weave using four- and eight-shaft floor looms with process and design (beginner), new patterns and techniques (advanced), exploring areas of personal interest. Weaving design software is available to learn structure and design principles.

### RUG HOOKING — BEGINNING AND ONGOING STUDY (511)

Martha Rosenfeld, Studio 2  
Thursdays, September 9 - November 11  
6:30 to 9:00 pm / 10 weeks  
\$250 / Members: \$230

Beginning and continuing students will experience the art of rug hooking. For beginners, make a hand-hooked rug using a rug frame and wool fabric. Get an overview of methods and create a small hooked mat. Bring a tote bag and scissors to the first class; other tools and materials will be provided. For continuing students, emphasis will be placed on designing your own original hooked rug pattern, with guidance from the instructor. Linen for pattern making and a limited amount of wool for hooking are included.

### HAND SPINNING

Emily Wohlscheid, Weaving Studio  
Tuesdays, September 14 - October 12  
10:00 am to 12:30 pm / 5 weeks  
\$145 / Members: \$125

Beginners will learn the basics including spinning, plying, and setting their finished yarns. Intermediate/advanced students will further their practice through demonstrations and exercises to aid in consistency, ply structure, custom blending, and more. Wheels may be reserved at the time of registration. All materials provided.



### MATH FOR SPINNERS

Emily Wohlscheid, Weaving Studio  
Wednesday, September 22  
10:00 am to 12:30 pm / One Day  
\$55 / Members: \$35

OR



Wednesday, September 22  
Online Class  
6:00 to 7:30 pm / One Day  
\$35 / Members: \$15

Prerequisite: Beginning Spinning  
Using a small amount of sampling and a bit of math before starting a big spin can make a huge difference between headache and back to the meditative process. Discover methods of measuring our handspun yarn samples to be used to calculate how much fiber is required for a given project. Students will be taken through sampling exercises on their wheels/spindles and introduced to specialty tools for measuring their yarns. The structural characteristics of fibers and ply will also be covered. All materials provided.

### SPINNING SINGLES

Emily Wohlscheid, Weaving Studio  
Tuesdays, October 19 - November 16  
10:00 am to 12:30 pm / 5 weeks  
\$145 / Members: \$125

Prerequisite: Beginning Spinning

Singles yarns can be just as useful and interesting as plied yarn. They are a great way to work on wheel control and understanding twists as well. Using these concepts, explore various styles of singles yarns and how to adjust our wheels, speed, and drafting style to achieve everything from softly spun lopi to wild core spun textures. All materials provided.

## Glass

### KILN FUSED GLASS

Linda Kekic, Studio 6  
Mondays, October 4 - November 8  
1:00 to 4:00 pm / 6 weeks  
\$180 / Members: \$160

Explore kiln fusing! This is an exciting opportunity for beginners through advanced students. Work with beautiful transparent and opaque glass, frit, confetti and stringer, paints, papers and metal inclusions to create glass art. Learn to design, cut, grind and saw glass to create a variety of projects including a slumped bowl, plate, sun catcher, artistic wall hanging, holiday themed art, dichroic jewelry and more! All material provided with additional available for purchase.



### HOLIDAY ORNAMENTS

Linda Kekic, Studio 6  
Sunday, November 7  
1:00 to 4:00 pm / One Day  
\$75 / Members: \$55

Celebrate the holiday season by making kiln fused glass ornaments! Work with beautiful transparent and opaque glass, frit, confetti, stringer, paints and enamels to create a variety of glass ornaments. Learn to design, cut, and grind glass. All materials provided with additional available for purchase.



## Jewelry & Metals

### BEGINNING & INTERMEDIATE JEWELRY (700)

Amelia Falk-Wagner, Jewelry Studio  
Tuesdays, September 14 – November 16  
6:00 to 9:00 pm / 10 weeks  
\$275 / Members: \$255

Learn the basics of handcrafted jewelry. Through demonstrations and discussions, students will become familiar with the layout, piercing, filing, texturing, basic roller embossing, soldering, forming, finishing, and polishing. With practice, students will gain knowledge and confidence in jewelry-making skills. Some open studio time will be part of extended class hours. All materials provided. Additional materials and studio hours are available for purchase.

### INTERMEDIATE JEWELRY (701)

Linda Kekic, Jewelry Studio  
Wednesdays, September 8 – November 10  
1:00 to 4:00 pm / 10 weeks  
\$280 / Members: \$260

Prerequisite: Beginning Jewelry or equivalent

Explore jewelry making with in-depth instruction and techniques using a variety of hand tools and larger equipment. Through individual help and demonstrations, students will learn a variety of techniques to enhance their skills in soldering, texturing, riveting and embellishments including stone setting processes with at least one project completed in sterling silver. Stages of project completion will be addressed from design to finishing/polishing. All materials provided with additional available for purchase.

### INTERMEDIATE AND ADVANCED JEWELRY (702)

Danny Giancaspro, Jewelry Studio  
Thursdays, September 9 – November 11  
6:00 to 9:00 pm / 10 weeks  
\$280 / Members: \$260

Prerequisite: Beginning/Intermediate jewelry or equivalent experience

Advance your skills in this course designed for intermediate and advanced students with substantial jewelry experience and a focus on fabrication and finishing skills. There will be no open studio time except during your extended class hours. Some materials provided with additional available for purchase.

### CASTING (703)

Amelia Falk Wagner, Jewelry Studio  
Tuesdays, September 14 – November 16  
10:00 am to 1:00 pm / 10 weeks  
\$285 / Members: \$265

Prerequisite: Beginning Jewelry or equivalent/basic finishing skills

Explore the art of casting. An expanded class structure will bring students' design process to the next level by exploring the different avenues of casting. The class will include the different types of wax and natural substances that can be used in lost wax casting while also exploring free-form casting techniques. Bronze is provided for casting with sterling silver available for purchase.

### LAPIDARY BASICS & BEYOND (704)

Dawn Coeur, Jewelry Studio  
Mondays, September 13 – November 15  
6:00 to 9:00 pm / 10 weeks  
\$305 / Members: \$285

Beginning students will be introduced to cutting, grinding, and polishing stone slabs into a variety of shapes including calibrated and free-form cabochons. Students with previous lapidary experience can practice and refine their techniques. A rare opportunity to have the full term to practice your lapidary skills! There will be no open studio time outside class hours. Some materials provided with additional available for purchase.

### TORCH & KILN ENAMELING (705)

Deb Flook, Jewelry Studio  
Wednesdays, September 8 – October 13  
6:00 to 9:00 pm / 6 weeks  
\$185 / Members: \$165

Prerequisite: Beginning Jewelry or equivalent

The course will cover the basics of enameling and equipment before moving onto a variety of exciting techniques. Each week students will be introduced to a different type of enameling to build upon their skills including transparent and crackle enamels, painting enamels, Eutectic solder, and Sgraffito. Both kiln and torch firing methods will be covered. All materials provided with additional available for purchase.

### LAYERING METALS (706)

Emily Wohlscheid, Jewelry Studio  
Thursdays, September 16 – 30  
10:00 am to 1:00 pm / 3 weeks  
\$110 / Members: \$90

Utilizing layers in jewelry and metalsmithing allow flexibility to create impactful designs. Explore different techniques for layering in our designs including other materials, mixed metals, texture, piercing, rivets, and soldering. Students will be presented with visual inspiration each week with guidance for creating their own layered designs. A great way to build foundational concepts that could further be explored in our Adding Dimension class!

### ADDING DIMENSION (707)

Lauren Tripp, Jewelry Studio  
Thursdays, October 7 – November 11  
10:00 am to 1:00 pm / 6 weeks  
\$180 / Members: \$160

Prerequisite: Beginning Jewelry or equivalent

As jewelers and artists, we are always looking for ways to make our work stand out and make a complete piece aesthetically and dimensionally. Lauren will go over a combination of metalsmithing techniques that can add more dimension to your work, both visually and physically. Materials provided with additional available for purchase.





## Jewelry & Metals (cont'd)

### PMC — PRECIOUS METAL CLAY-FINE SILVER/STERLING SILVER/BRONZE (708)

Linda Kekic, Jewelry Studio  
Fridays, September 10 – October 1  
1:00 to 4:00 pm / 4 weeks  
\$155 / Members: \$135

Explore Precious Metal Clay (PMC), metal mixed with an organic binder that is shaped by hand and fired into pure metal jewelry pieces and components. Each week a new PMC material will be introduced, with the final session spent finishing, polishing, and torch firing PMC slip onto sheet metal. Mold making, creating multiples, and stone settings with PMC will also be covered. All materials provided.



### UPCYCLED JEWELRY (709)

Emily Wohlscheid, Online Class  
Wednesdays, October 6 - 27  
1:00 to 2:30 pm / 4 weeks  
\$65 / Members: \$45

Learn how to incorporate treasured or found objects to create impactful jewelry designs! Demonstrations of basic jewelry and tool setup will be discussed before exploring how patterned tin, costume jewelry components, old coins, discarded toys and more can become a focal point or design element in your next jewelry design. Cold connections, creating clasps and other findings, and electrolytic etching will also be covered.



### CUTTLEFISH CASTING (710)

Jeannette Maxey, Jewelry Studio  
Saturday, October 2  
10:00 am to 12:30 pm / One Day  
\$60 / Members: \$40

For more than 5,000 years metalsmiths have been using the lowly cuttlefish to cast metal objects. Join us in the jewelry studio to explore this direct technique and create a one-of-a-kind bronze pendant to take home with you. Learn how to carve the soft skeleton of the cuttlefish to make a mold where we will pour bronze to make a pendant for you to finish later. Bronze supplies provided with silver available for purchase.



### SAND CASTING WITH BRONZE (711)

Michael Nashef, Jewelry Studio  
Saturday & Sunday, October 16-17  
12:00 to 5:00 pm / Two Days  
\$120 / Members: \$100

Prerequisite: All levels. Basic metalsmithing skills preferred

Expand your creativity with this time-honored form of casting using sand. Learn how to use sand to make a mold to pour bronze and produce a metal object. Students will be given the option of creating an original or using a found object for their master. Great for belt buckles, buttons, chess, jewelry, and more! All materials will be provided and additional materials are available for purchase.



### CREATIVE STONE SETTING (712)

Lisha Jichuan, Jewelry Studio  
Saturday & Sunday, November 13 – 14  
12:00 to 5:00 pm / Two Days  
\$150 / Members: \$130

Prerequisite: Intermediate Jewelry or equivalent

Stone setting can add shiny details to your projects and enhance your silver designs. Begin with the theory of how stone settings are made and move into showing the easiest ways of making flush, bezel, and prong settings. At least two kinds of settings will be used to make a creative design. Make five pairs of earrings in this workshop. Materials provided with additional available for purchase.



### SUPERVISED STUDIO

Emily Wohlscheid, Jewelry Studio  
Saturday, November 6 (713)  
10:00 am to 1:00 pm / One Day  
\$50 / Members: \$30

OR

Saturday, November 6 (714)  
2:00 to 5:00 pm / One Day  
\$50 / Members: \$30

Prerequisite: Beginning Jewelry, Lapidary or equivalent

Do you have projects you would like to finish, need some extra help, or just want some uninterrupted time in the studio? These sessions are designed to give you a little bit of extra time with the guidance of an instructor at your disposal with demonstrations performed as needed. This studio time is open to current and past students in lapidary or jewelry. No supplies will be provided.



### KEUM-BOO (715)

Lauren Tripp, Online Class  
Saturday, October 9  
11:00 am to 12:30 pm / One Day  
\$115 / Members: \$95

Must register by September 25.

Keum-Boo is an ancient Korean gilding technique used to apply thin sheets of gold to silver. Students will learn how to apply Keum-Boo foil to a fine silver sheet using easily accessible household items. Supply kits will be shipped the week of March 7. Students must provide the following tools: solid surface hot plate, 2 glass jars, tweezers, and an agate burnisher (optional).

## Photography & Digital Media

The Photography & Digital Media Department has a traditional black and white darkroom, Mac Computer Lab, and photo studio. It is a workspace where you can meet like-minded folks, learn about your camera gear, and explore various ways to make photographic imagery. We are bridging digital technology with the tried-and-true art of handmade print. We are a place where you can develop your personal vision with a camera.

### INTRODUCTION TO PHOTOGRAPHY (800)

Amelia Falk, Multi-Purpose Classroom  
Mondays, September 13 – November 15  
6:30 to 9:00 pm / 10 weeks  
\$210 / Members: \$190

Students will learn how to use their digital cameras more creatively. Basic photographic concepts on exposure control and basic composition are explored through lectures, demonstrations, and class assignments. Participants need to provide their own cameras that have user controls for shutter speed and lens opening. A tripod is recommended. Please bring your owner's manual to the first class.



### FUNDAMENTALS OF PHOTOGRAPHY (801)

Corinne Satterlee, Online Class  
Tuesdays, September 14 – October 19  
10:00 to 11:00 am / 6 weeks  
\$70 / Members: \$50

Take control of your photography! Go beyond the camera's auto mode and master the fundamentals of photography. Basic photographic concepts on exposure control and composition are explored, helping to communicate your unique voice with images. Mastering the technical functions of the camera creates better photos. Understanding camera controls can change everything in your picture-making.

### TRADITIONAL BLACK AND WHITE FILM AND PRINTING

Mary Whalen, Photography Darkroom  
Tuesdays, September 14 – November 16  
11:00 am to 2:00 pm / 10 weeks (802)  
OR

Tuesdays, September 14 – November 16  
6:00 to 9:00 pm / 10 weeks (803)  
\$265 / Members: \$245

Learn how to develop film and print black & white photographs. Through demonstrations and supervised printing

sessions, participants will learn film and print development, how to control print contrast, and special darkroom techniques. This class is a perfect opportunity to print your special black and white negatives from the family archives. Students must provide their own film and paper for the class. Darkroom chemicals and equipment are provided.

### INTRODUCTION TO PHOTOGRAPHIC LIGHTING (804)

Amelia Falk Wagner, Photo Studio  
Wednesdays, September 8 – November 10  
6:30 to 9:00 pm / 10 weeks  
\$210 / Members: \$190

Prerequisite: A camera capable of manual exposure and familiarity with the camera controls.

The fundamentals of lighting will be covered including strobes (studio and on-camera flashes), reflectors, softboxes, gels, and more. Students will learn how to set up and manipulate light for the most effective results. In addition to demos students will be active in setting up the strobes in the studio and other environments.



### INTRO TO LIGHTROOM (805)

Kelly Walkotten, Online Class  
Tuesdays, September 21 – October 12  
6:00 to 8:00 pm / 4 weeks  
\$80 / Members: \$60

Prerequisite: Lightroom Classic software installed on your computer.

Learn how to import images from a memory card, camera, or folder into the Lightroom catalog, create keywords, ratings and use the basic photo adjustment tools to enhance images. Leave this class knowing a logical workflow from import into Lightroom to export for the web, email, or print.



### LIGHTROOM, BEYOND THE BASICS (806)

Kelly Walkotten, Online Class  
Tuesdays, October 19 – November 9  
6:00 to 8:00 pm / 4 weeks  
\$80 / Members: \$60

Prerequisite: Basic knowledge Lightroom and Photoshop. Lightroom Classic installed on your computer.

Lightroom is designed to assist with organizing, editing, and outputting large volumes of photographic files logically and intuitively. In addition to the photo adjustments in Lightroom, Kelly will guide students from Lightroom into Photoshop to learn advanced techniques using the best of both programs.

### BOOKMAKING WITH LIGHTROOM CLASSIC (807)

Mary Whalen, Computer Lab  
Mondays, October 4 – 25  
6:30 to 9:00 pm / 4 weeks  
\$125 / Members: \$105

Prerequisite: Experience with Lightroom and Lightroom Classic software installed on your laptop.

Students should come prepared with a book project in mind. You could compile your favorite recipes with photos, edit your travel photos to the "best of" or dig into your family photo album to create a book to share with family and friends. Students will work on sequencing, editing and making adjustments to the images for your book that can be uploaded to Blurb. Students will have the option of using scanners or a copy-stand to digitize images for their book project.



### ALTERNATIVE PHOTO PROCESS/CYANOTYPES (808)

Mary Whalen, Darkroom & Computer Lab  
Saturday & Sunday, September 25 – 26  
1:00 to 5:00 pm / Two Days  
\$135 / Members: \$115

Prerequisite: A basic knowledge of Photoshop is helpful.

Start with coating paper using cyanotype chemistry and making photograms with botanicals and objects. Move to the computer lab and generate digital negatives to print on our freshly coated cyanotype paper. This digital negative-making technique can be used for most alternative printing processes, blending digital technology with hands-on printing.

## Photography & Digital Media (cont'd)



### CYANOTYPES WITH EMBROIDERY (809)

Mary Whalen, Darkroom & Computer Lab  
Saturday & Sunday, October 2 – 3  
1:00 to 4:00 pm / Two Days  
\$70 / Members: \$50

Transform an old photograph using coated watercolor paper with cyanotype chemistry to make a photogram using botanicals and a cyanotype print from a digital negative to be embroidered. Email a jpg file to the instructor for the print. Learn tips for embroidering on photo paper as the instructor teach different stitches to embellish your work. Bring your own photo(s), seed beads, sequins, or anything special you may want to use. Needle and thread provided. Examples from contemporary embroidery artists using photographs will be used for inspiration.



### ALTERNATIVE PHOTO PROCESS/PALLADIUM-PALLADIUM (810)

Dave Jones, Darkroom and Computer Lab  
Saturday & Sunday, October 9 – 10  
1:00 to 5:00 pm / Two Days  
\$200 / Members: \$180

Prerequisite: A basic knowledge of Photoshop

This is a class for people who love to make handmade prints and Platinum-Palladium has fine tonal quality. Students will learn to produce digital negatives from digital files, color slides or film. This digital negative-making technique can be used for most alternative printing processes, blending digital technology with hands-on printing.

### ADVANCED ALTERNATIVE, GUM BI-CHROMATE (811)

Dave Jones, Computer Lab & Darkroom  
Thursdays, October 7 – November 11  
6:00 to 9:00 pm / 6 weeks  
\$175 / Members: \$155

Prerequisite: A basic knowledge of Photoshop.


Combine Gum Bichromate, a 19th century color printing process with 21st-century digital negatives. Students will be taught the fundamentals of Photoshop to modify their digital images. Film negatives or digital files can be used. The digital negatives can be used for most alternative printing processes, blending digital technology with historic photographic processes.

### POLYMER PHOTOGRAVURE (812)

Dave Jones and Laurie Pruitt,  
Darkroom / Print Studio  
Sundays, October 17 – November 14  
1:00 to 4:00 pm / 5 weeks  
\$170 / Members: \$150

Prerequisite: Alternative Processes or Photoshop

Using a polymer-coated plate and a digital positive, students can create an intaglio-etched plate for high-quality images approaching those produced using traditional copperplate gravure. This process produces a beautiful photographic gradation of tones.



### ENCAUSTICS TECHNIQUES; TRANSFERS & PAINTING (813)

Laurie Pruitt, Studio 6  
Saturdays, October 16 – 23  
1:00 to 4:00 pm / Two Days  
\$175/Members: \$155

The encaustic medium will be used in combination with photographs, photo transfers, and collage techniques. Learn various techniques for adding color. You will create transparency and depth to your imagery through the layering of color with pigment sticks and the encaustic medium. Equipment, paint, medium, and brushes will be supplied for the weekend. Most materials will be provided.

### ENCAUSTICS/OPEN STUDIO (814)

Laurie Pruitt & Mary Whalen, Studio 6  
Sundays, October 30 – November 13  
1:00 to 4:00 pm / 3 weeks  
\$155 / Members: \$135

Prerequisite: Encaustic class at the KNAS or experience with encaustics.

Spend a perfect afternoon working on an encaustic project. The art school will supply the equipment and encaustic medium. Panels of various sizes will be available for purchase.

## Wellness

### YOGA

Patra Ryder, Auditorium  
Tuesdays, September 14 – November 16  
5:15 to 6:15 pm / 10 weeks (610)

OR

Thursdays, September 9 – November 11  
12:00 to 1:00 pm / 10 weeks (611)  
\$100 / Members: \$80

Patra's yoga class will be an eclectic style of yoga designed for all levels. She will guide you through your practice with flow movements; static poses, breathing techniques, meditative relaxation. Yoga helps with flexibility, strength, and often can help with metabolic functions. Wear comfortable clothes and bring a yoga mat. Enjoy Patra's 15 years of yoga teaching experience. Gallery admission for class duration, as space permits.

### TAI CHI, LEVEL 1 (612)

Ed Kehoe, Auditorium  
Thursdays, September 9 – November 11  
5:15 to 6:00 pm / 10 weeks  
\$90 / Members: \$70

Learn stress-relieving practices to identify and process forces of tension and negativity. Balance, flexibility, stamina, and circulation are improved through a series of slow-motion, non-strenuous movements using focus and concentration. Tai Chi is safe for all ages and fitness levels. Please wear comfortable, non-restrictive clothing and comfortable, soled shoes. Gallery admission for six weeks is included as space permits.



## Printmaking

### BEGINNING PRINTMAKING

Deborah Mattson, Print Studio  
Thursdays, September 9 – November 11  
1:00 to 4:30 pm / 10 weeks (760)

OR

Thursdays, September 9 – November 11  
5:30 to 9:00 pm / 10 weeks (761)  
\$305 / Members: \$285

Survey printmaking methods and techniques, and explore the history and practice of printmaking. Projects range from carving stamps and blocks to intaglio and simple lithography. Students will focus on one or more favorite methods to complete printmaking projects of their choice.

### INTERMEDIATE PRINTMAKING

Deborah Mattson, Print Studio  
Thursdays, September 9 – November 11  
1:00 to 4:30 pm / 6 weeks (762)

OR

Thursdays, September 9 - November 11  
5:30 to 9:00 pm / 6 weeks (763)  
\$305 / Members: \$285

Prerequisite: Beginning Printmaking

Students can further develop printmaking skills while investigating the possibilities that printmaking processes offer. Etching, multi-color printing, registration systems, and printing of editions will be covered. Bring previous prints, work-in-progress, sketches, and ideas to the first class.

### BLOCK PRINTING (764)

Trevor Grabill, Print Studio  
Mondays, September 13 – November 15  
5:30 to 9:00 pm / 10 weeks  
\$305 / Members: \$285

Printing carved blocks is one of the oldest, simplest, and most versatile tools for reproducing art. Students will develop their relief printing skills in this class for all levels of printmakers. They will learn the ins and outs of carving and printing linoleum and woodblocks, benefit from the KIA's well-stocked collection of tools and equipment, and discuss their work in a community of like-minded makers. Please bring drawings or reference photos to the first class


### SCREEN PRINTING BASICS

Caitlyn Pelfresne, Print Studio  
Tuesdays, September 14 – October 12  
5:30 to 9:00 pm / 5 weeks (765)  
\$160 / Members: \$140

OR

Tuesdays, October 26 – November 16  
5:30 to 9:00 pm / 4 weeks (766)  
\$150 / Members: \$130

Instructors will teach the basics of screen printing and develop skills in multi-layer prints. Sessions include small group instruction and plenty of work time in the studio. Students can use paper or fabric to make their own prints, cards, posters, or gifts. No prior experience needed. Bring drawings, photos, works-in-progress, or ideas to the first class.



### INTERMEDIATE SCREEN PRINTING (767)

Patrick Kinne, Print Studio  
Wednesdays, September 8 – November 10  
5:30 to 9:00 pm / 10 weeks  
\$305 / Members: \$285

This class will explore screen printing as a fine art medium to emphasize employing multiple colors and experimental substrates to create elements in collage. Students should know basic screen-printing techniques.

### INTRO TO LITHOGRAPHY (768)

Don Dombrowski, Print Studio  
Wednesdays, September 8 – November 10  
1:00 to 4:30 pm / 10 weeks  
\$160 / Members: \$140

Students' drawings can come to life as reproducible prints. The class will focus on Pronto plate printing, as Pronto plates are one of the easiest and fastest printing processes. This course will also cover the more traditional lithographic media of aluminum plates and stones. Step-by-step instructions will take students through the basics of plate preparation and press operation. Enjoy drawing and printing your own image with the potential of creating an edition of your own prints.

### PRINT MEDIA CRITIQUE (769)

Trevor Grabill, Room 13  
Saturday, November 6  
11:00 am to 3:30 pm / One Day  
\$55 / Members: \$35

This course will strengthen students' work and clarify their ideas in a structured group critique for the active printmaker or photographer. Delve into why images are made and how to make them better in this discussion. Please bring several pieces of previous work to the class. There will be a half-hour break for lunch.

### SIMPLE BOOKMAKING (770)

Deborah Mattson, Print Studio  
Tuesdays, September 14 – November 16  
1:00 to 4:30 pm / 10 weeks  
\$305 / Members: \$285

Learn a variety of simple bookmaking techniques including single-sheet folded forms, and multiple-signature stitched books. Explore using recycled materials, some simple printmaking techniques for placing text and images in your books, and making 'zines.

### THE UNIQUE PRINT (771)

Debbi Kreps, Print Studio  
Mondays, September 13 – November 15  
1:00 to 4:30 pm / 10 weeks  
\$305 / Members: \$285

Explore monotype printmaking and experience working on screens, plexi, Gelli plates with ink, pencil, pastels, and paint to create these one-of-a-kind prints. Enjoy as-is, or layer for further interest.

## Printmaking (cont'd)

### PRINTMAKING AT HOME (772)

Deborah Mattson, Online Class  
Wednesday, September 8 – November 10  
1:00 to 3:00 pm / 10 weeks  
\$170 / Members: \$150

Learn a variety of printmaking techniques that can be done at home using supplies you may already have at hand. Projects will include stamping, eraser carving, gel plates, and kitchen lithography. Have fun using your printmaking skills to enhance all kinds of surfaces! A supply list will be sent upon registration.

### FISH TALES (774)

Deborah Mattson, Print Studio  
Saturday, September 18  
12:00 to 4:00 pm / One Day  
\$80 / Members: \$60

This workshop will combine two fish-themed projects. First, you will use the Japanese printmaking technique of gyotaku to make relief fish prints, using the Print Studio's collection of cast rubber fish. Next, you will learn how to use your prints to make a Fishbone book, a structure that looks like a fish skeleton when viewed from above. You'll take home your book, and any extra prints you've made.

### ZHEN XIAN BAO/ CHINESE THREAD BOOK (775)

Deborah Mattson, Print Studio  
Saturday, October 16  
12:00 to 4:00 pm / One Day  
\$100 / Members: \$80

A zhen xian bao is a structure made up of graduated boxes folded from paper, which collapse to form a compact book. Originally used to store and carry needles and different colored threads, it can also be used to organize any small objects. Learn a variety of Asian paper folding techniques and make your own zhen xian bao.



### GEL PLATE CARDMAKING (776)

Debbi Kreps, Print Studio  
Saturday, November 6  
12:00 to 4:00 pm / One Day  
\$80 / Members: \$60

Celebrate the coming of the holidays with this workshop! Make beautiful monotype cards without a press using a remarkable product called "Gelli Plate." By using a combination of paint, soft rubber rollers, color shapers, and stencils, you'll create unique cards and gift tags perfect for giving to your friends and family.

## Sculpture

### INTRODUCTION TO WELDING AND METAL FABRICATION (400)

Brent Harris, Studio 1  
Wednesdays, September 8 – November 10  
10:00 am to 12:30 pm / 10 weeks  
\$250 / Members: \$230

Students will be introduced to the equipment and processes for designing, welding and fabricating a sculpture in steel. Some metals will be supplied; students may need to purchase or collect additional steel. Students should bring leather gloves, wear long pants, closed toed shoes and bring a long sleeve shirt to the first class.

### EXPLORING MATERIALS IN SCULPTURE (401)

Danny Giancaspro, Studio 1  
Saturdays, September 11 – November 13  
12:30 to 2:00 pm / 10 weeks  
\$250 / Members: \$230

Designed for those who want to develop skills and understanding while embarking in the world of sculpture. Explore a variety of ways to interact in three dimensions including mold making, welding, design, clay sculpture, and metal casting. This class is open to beginners or to anyone looking to expand their skills in the dynamic world of sculpture.

### FAIRYTALE MOTIFS IN CERAMIC SCULPTURE (309)

Anna Ill, Studio 7  
Mondays, September 13 – November 15  
5:30 to 9:00 pm / 10 weeks  
\$325 / Members: \$305

Prerequisite: Beginning Ceramics  
In making art, we tell stories. Fairytales are replete with archetypal characters, whimsical and fantastic settings that set the imagination on fire. The focus of this class will be building ceramic vessels and sculptures with fairytale motifs. Share and discuss ideas for potential projects and work of contemporary ceramic artists. Students will have the opportunity to work with traditional as well as non-traditional finishing techniques utilizing waxes, polishes and acrylics. Demonstrations and discussion will encourage students to meet personal goals for reaching new skill levels.

### CONTEMPORARY TECHNIQUES IN PAPIER MACHÉ (402)

Gayle Reyes, Studio 1  
Thursdays, September 9 – November 11  
10:00 am to 12:30 pm / 10 weeks  
\$250 / Members: \$230

Students will be introduced to the limitless possibilities of papier mache! Experiment with creating sculptural forms, vessels and containers using accessible, repurposed and imaginative mediums. A variety of surface treatments will be explored.

### WELDED METAL SCULPTURE/ INDEPENDENT STUDY (403)

Eric Pott, Studio 1  
Tuesdays, September 14 – November 16  
5:30 to 9:00 pm / 10 weeks  
\$330 / Members: \$310

Prerequisite: Permission of the instructor is required.

This class is for the self-directed student who wants to expand their skill sets and enhance their abilities in metal sculpture. Students must be familiar with the safe use and operation of the equipment in the studio. Students will provide their own approved material. Problem solving and techniques will be the focus of the class.

### FIGURE SCULPTURE — HYBRID BEASTS (404)

Brent Harris, Studio 1  
Thursdays, September 9 – November 11  
6:30 to 9:00 pm / 10 weeks  
\$250 / Members: \$230

The desire to merge humans and animals into one creature has fascinated artists for centuries. Jackal-headed gods of the afterworld to mermaids and werewolf hybrids have evolved with us through folklore and myth into modern culture. Working from live models, students will learn anatomy and engage in storytelling while creating unique anthropomorphic human hybrids. Works will be created in clay and finished with a variety of cold patina techniques.

### WOOD CARVING (405)

Jon Sacha, Studio 1  
Tuesdays, September 14 – November 16  
10:00 am to 12:30 pm / 10 weeks  
\$250 / Members: \$230

All artists are invited to this exploration of wood and it's carving. Together we will get to know the tree and its form. We will learn about carving tools, their proper use, and maintenance. Focus on creating with the wood. Students will be encouraged to have a conversation with their chosen medium and ultimately to tell a story with their classmates.

### ADVANCED MIXED MEDIA (406)

Brent Harris, Studio 1  
Mondays, September 13 – November 15  
10:00 am to 12:30 pm / 10 weeks  
\$250 / Members: \$230

Prerequisite: Beginning Welding or instructor approval

Learn to combine different materials such as steel, wood, stone as well as found and cast objects to create successful mixed-media sculptures. Advanced metal fabrication techniques will be taught. Students are encouraged to think creatively. Class discussion and student critiques will help develop new ways of thinking.

### RECLAIMED MATERIALS IN SCULPTURE (407)

Jon Sacha, Studio 1  
Wednesdays, September 8 – November 10  
6:30 to 9:00 pm / 10 weeks  
\$250 / Members: \$230

Use non-traditional materials and a variety of processes in order to create 3D work. Special preference will be given to incorporating used and discarded materials. Additionally, processes that aren't ordinarily considered when creating sculptural work will be encouraged. Such as: print, performance, weaving, exposure to the elements, and much more. Bring an open mind and be ready to explore new relationships with the material world.

Tuition for the children's and teen classes has been reduced for everyone through the generosity of John and Rosemary Brown. Appropriate age and grade strictly enforced. All materials are provided.

## GRADES 1–3

### CHILDREN'S ART EXPRESSION (174)

Stephanie Teegardin, Studio 2  
Saturdays, September 11 – November 13  
9:30 to 11:00 am / 10 weeks  
\$165 / Members: \$145

Experience a fun introduction to the wonderful world of art for the naturally curious and creative young artist. Weekly classes allow children to experience the styles and techniques used by artists, learn art vocabulary, and develop art-making skills through discussion and hands-on activities with a variety of media for drawing, painting, printmaking, sculpture, ceramics, fibers, and more! The class can be repeated as each term provides new and challenging lessons for skill development and creative exploration.

### ALL ABOUT CLAY (175)

Sara Rio, Studio 7  
Saturdays, September 11 – November 13  
9:30 to 11:00 am / 10 weeks  
\$165 / Members: \$145

Get your hands dirty in this class while creating special works of art in clay. Try your hand at slab construction, coil building, drape molding, and more.

## GRADES 4 – 6

### THE ART OF DRAWING (176)

Al Harris, Studio 4  
Saturdays, September 11 – November 13  
9:30 to 11:00 am / 10 weeks  
\$160 / Members: \$140

While continually building on the concept of seeing as the most important tool for drawing, this class will explore the elements of drawing through a variety of media. Each class will be devoted to a deeper understanding of drawing techniques.

### CLAY ON THE WHEEL (177)

L. Merkel, Studio 5  
Saturdays, September 11 – November 13  
9:30 to 11:00 am / 10 weeks  
\$165 / Members: \$145

Students will spend time learning to center the clay on the potter's wheel, open the ball, and form bowls, cups and vases. Hand-building techniques will also be pursued. Pieces will be decorated using slips and high and low-fired glazes. Students should wear old clothing.

## MIDDLE & HIGH SCHOOL DRAWING AND PAINTING (178)

David Yeider, Studio 6  
Saturdays, September 11 – November 13  
9:00 to 11:30 am / 10 weeks  
\$180 / Members: \$160

One-on-one instruction will be provided with an emphasis on the exploration of visual culture through drawing and painting mediums, and subject matter. Students will be encouraged to create artwork that brings out their unique talent and creativity.

### PHOTOGRAPHY (179)

T.B.A., Photography Studio  
Saturdays, September 11 – November 13  
10:00 am to 12:30 pm / 10 weeks  
\$180 / Members: \$160

Beginning students shoot, develop, and print film photos in the KIA's well-equipped traditional darkroom, mastering the basics of photography's history, as well as fundamentals of composition and design. Cameras and film are provided. Additional instruction in digital photography and editing is available on request. Experienced students have access to in-depth instruction, one-on-one critiques, portfolio building, and access to darkroom open studio.

### CLAY ON THE WHEEL (180)

L. Merkel, Studio 5  
Saturdays, September 11 – November 13  
12:00 to 2:30 pm / 10 weeks  
\$180 / Members: \$160

Students will learn to create vessels on the potter's wheel through demonstrations of basic skills and a variety of techniques. Students may also pursue hand building. Slips and high-and low-fired glazes will be used.

## Meet Al Harris – Children's instructor for the Art of Drawing

Kirk Newman Art School is lucky to gain a former public school elementary teacher to the team! Al Harris' passion for teaching and exceptional involvement with his students are shown in his very well-liked classes.

"I have been an artist and art educator for 44 years, instructing students ranging from kindergarten through sixth grade. Creating primarily large pastel portraits, I've exhibited in many one-person shows, group exhibits, juried competitions and done many commissions for interested people. Even though I no longer teach for KPS I still enjoy mentoring and instructing students. Teaching at the Kirk Newman Art School helps motivate me to stay active in the arts."

— Al Harris



KALAMAZOO INSTITUTE OF ARTS  
314 South Park Street | Kalamazoo, MI 49007

NON-PROFIT ORG  
US Postage  
PAID  
Kalamazoo, MI  
Permit No 297

SAVE THE DATE  
**KNAS Holiday Sale November 18 – 20, 2021**

