


SUMMER 2021

KALAMAZOO INSTITUTE OF ARTS

Sightlines



KALAMAZOO INSTITUTE OF ARTS

314 S. Park Street
Kalamazoo, MI 49007
269-349-7775
museum@kiarts.org

EXECUTIVE DIRECTOR

Belinda A. Tate

2020-2021 BOARD OF DIRECTORS

EXECUTIVE COMMITTEE

Jack Michael, President
William U Parfet, First Vice President
Perry Wolfe, Second Vice President
Sabrina Pritchett-Evans, Treasurer
Caroline Pavone, Secretary
Priscilla Pedraza, Past President

BOARD MEMBERS

Dr. Cheryl Dickson, Bjorn Green,
Kevin Jawahir, Sarah Parfet Jbara,
Dr. Keith Kenter, James Liggins, Jr.,
Karen Matson*, Jack Michael,
Mike Ouding, Lora Painter,
William U. Parfet, Caroline Pavone,
Priscilla Pedraza, Sabrina Pritchett-Evans, Philip
Repp, Andy Richards,
Paula Shelhamert, Robb Smalldon,
David M. Thoms, Michelle Tombro Tracy,
Thomas Turner, Dr. L. Marshall Washington,
Jamie Williams, Perry Wolfe

*Art League President †Docent Chair

The Kalamazoo Institute of Arts
is accredited by
the American Alliance of Museums



Publication of Sightlines is supported by:



On the cover:

Sebastian Sandu
All or Nothing
Oil & acrylic on canvas
Image copyright held by the artist

One of the many celebrated images in the 2020 West Michigan Area Show, this work won the Peoples Choice Award.

Greetings Friends,



Are you ready to celebrate the artists who nurture and inspire us with their works year round? This summer marks a season of honoring the artists living and working right here in Southwest Michigan. The KIA's High School Area Show and Young Artists of Kalamazoo County exhibitions highlight the youth artists producing high quality work locally. As always, we are delighted to partner with Kalamazoo County schools, AVB, the Tyler Little Family Foundation, and many other community organizations to showcase young artists in our galleries for the entire month of May. The juried High School Area Show will be on view

at the same time with teen artists from across 11 counties showcasing their creativity. Immediately following our presentation of Michigan's emerging generation of artists, we will present a perennial regional favorite, the 2021 West Michigan Area Show (WMAS). The WMAS is an annual tradition highlighting accomplished local artists and sharing their exceptional dedication and talent.

If you need a little motivation to tap into your own inspiration this summer, check this issue for course listings of our hands-on art classes and summer art camps for kids. The Kirk Newman Art School offers courses in nine studio media as well as other creative outlets like writing and personal wellness. The School follows recommended safety guidelines (more information on our website) for in-person classes at the KIA and offers a wide range of online sessions for those who wish to learn from home.

Finally, I'm pleased to announce that the KIA will continue to offer our Post-Baccalaureate Residency Program again this year, with support from Rosemary and John Brown. The Residency begins in October, but now is the time for potential candidates to gather their application materials and submit them by July 5, 2021. Residents are allowed to take classes at no charge and are given a small stipend for art supplies. An exhibition featuring the current residents will be on view for the entire month of May in the KNAS Commons. More information about the program, including a complete list of application materials and deadlines as well as testimonials from former residents are available on our website.

We are fortunate to live in a creative community filled with artists who demonstrate that creativity and talent exists in all corners of our community. I hope you will join me in acknowledging our regional artists and art-enthusiasts this summer. See you at the KIA again soon,

Belinda Tate



Have You Noticed?

We have an easier way to book KNAS classes, reserve tickets for galleries or other great programs. Visit kiarts.org and select the tab RESERVE TICKETS/REGISTER. If you haven't already "registered" as a member you can do so now by entering your preferred email (the one you receive KIA correspondence). Once complete, you now have access to early bookings and discounts through your membership. If you need any assistance, please reach out to KIA team.

Hours

Take Time to enjoy the arts

CURRENT MUSEUM HOURS

Friday and Saturday: 11 am–5 pm
 Sunday: 12 pm–4pm
 Monday–Thursday: CLOSED

CURRENT GALLERY SHOP HOURS

Friday and Saturday: 11 am–5 pm
 Wednesday: by appointment only
 Call 269-585-9263
 Ask about curbside pickup

BUSINESS OFFICES

Monday–Friday: 9 am–5 pm
 by appointment only

WHEN YOU ARRIVE

- » All visitors over the age of 2 are required to wear masks and maintain safe social distancing.
- » Hand sanitizer stations are available in the Museum and the Kirk Newman Art School.
- » Restrooms are monitored and cleaned with increased frequency.
- » Please leave large items and bags at home.
- » In addition, water fountains and some seating areas are currently not accessible.

Thank you for your support and enjoy your visit!

Key

Here is a key of symbols to make it easier to navigate our programs.



ONLINE ZOOM



EXHIBITION-RELATED



ONE-DAY WORKSHOP

STAY IN TOUCH!

Connect with us on social media with Facebook, Instagram, LinkedIn, and Twitter.



Sign up for our weekly digital newsletter museum@kiarts.org

CONTENTS

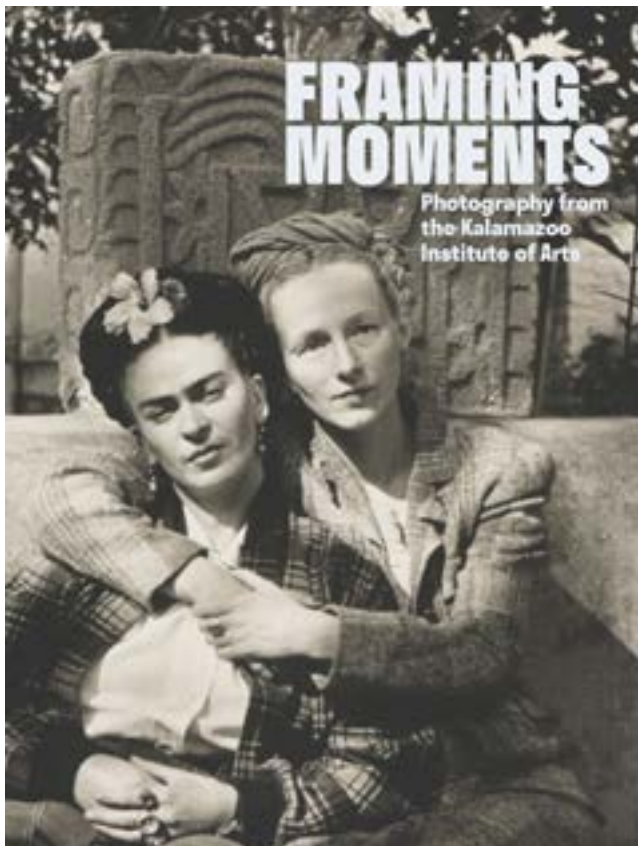
- 02 NEWS & NOTES
- 09 EXHIBITIONS
- 15 PROGRAMS
- 20 KIRK NEWMAN ART SCHOOL



Gallery Shop

The Gallery Shop is a place of endless wonder and exploration, as you can choose one-of-a-kind treasures from regional artists. In celebration of Mother's Day and even Father's Day, why not make it extra special and give a work of art they will cherish for years to come.

Need help shopping? Email or call Christina at christinak@kiarts.org or 269-585-9263



Hot off the Presses!

If you enjoyed the exhibition *Framing Moments: Photography from the Kalamazoo Institute of Arts Collection* you will love this full color catalogue! A treat to behold that highlights regional, national and international photographers, alongside new essays by Dr. Deborah Willis, Philip Brookman, and Kalia Brooks Nelson.


Don't miss your opportunity to take your copy home today! Now available in the Gallery Shop

KIA at Home

Providing the community with access to its collection and a variety of programs has always been our priority. Enjoy free access from the comfort of home; search our world class collection; enjoy a selection of artist talks, book clubs, family activities and online classes. Many programs are free for everyone. Digital resources are growing every day and we hope you can enjoy a time of reflection, connection and expression through the arts while you stay safely at home.



@KzoolnstituteOfArts



Art Camps and Art Kits

View Class Schedule at kiarts.org

The KIA is offering its 60th year of Art Camp this summer. Things will be different due to new Covid protocols, but lots of art making is in store. Each week the art campers start off with a clay project then explore 3-D and 2-D media with teaching artists. In addition to in-person Art Camp, we are offering again this summer art camp in a box for home use. The kits include step-by-step instructions with photos to ensure your artwork turns into a true masterpiece. Please check out the School schedule for Art Camp dates and grade levels. Look on the website for more information about Art Camp in a Box.

There are four opportunities for children in grades 1–5 and two opportunities for young artists 11–16 years old.

Art Camps are designed to be a full day experience! Each session is one week, Monday through Friday from 9am to 4pm, with a supervised one-hour lunch.

ART KITS

Art Kits or Art Camp Kits are available by contacting Kirk Newman Art School.





Happy Birthday KIA!

JULY 2-11

The KIA is turning 97 and it looks good on us! We hope the community will help us celebrate by enjoying 97¢ entries from July 2–July 11, when you pre-book your tickets online.

Watch for more details about sweet treats on our social media accounts.



AUGUST 6, 5-8 PM

Art Hop is a wonderful community event and this month join us at the KIA for something a little extra! Featuring a small artists market, a beer garden, and food trucks right outside our doors. You can also enjoy free gallery admission that evening.

Staff Highlights



Courtney Nelson, a Studio Technician of the Kirk Newman Art School Ceramics Department has just expanded her role! She is now also our new School Registrar, helping to facilitate the class schedule and bookings for our students. If you need assistance with classes she can be reached at classes@kiarts.org.



You may recognize the name or voice before the face of our Membership Officer, Maya Mokrzan. She is working diligently to help keep our members involved in upcoming events and programs. She also manages rentals at the KIA and the Arts Fair! If you need anything please feel free to reach out to her directly at mayam@kiarts.org.



Welcome to two of our newest members of the Customer Services Team: Donald Pippins and Bonnie Gary Scott. They look forward to seeing everyone at your next visit (of course with their masks on).

Artist Highlight

KEN FREED

During Ken Freed's time as a graduate student at Western Michigan University, he received a Ford Foundation Grant to create a suite of intaglio prints. Under the mentorship of Professor Curtis Rhodes, Freed chose artist studios as his muse for this project. He was lucky enough to view and recreate the creative spaces of many well known artist such as Lowell Nesbitt, Jasper Johns, Claes Oldenburg, Philip Pearlstein, Louise Nevelson, Richard J. Haas, William S. Haney, Stephen Woodburn, Hiroshi Murata, and Robert Indiana.

Recently, Ken donated a set of these prints to the Gwen Frostic School of Art located at WMU in honor of his mentor. Amazing, we are very proud of you Ken!



BRENT HARRIS

Brent Harris, artist and Head of the Sculpture Department at KNAS was awarded the honor of creating and executing a series of sculptural centerpieces for the new Martin Luther King Jr. Park in Portage.

"This park will honor King's legacy for his accomplishment in the civil rights movement and the importance of diversity in our community" Portage City Manager, Mlive 2019 article.

The park will be designed as a passive meditation area, which will also include walkways, gardens, benches and an interactive element for children. We are very proud of Brent. We are eager to see his new work and enjoy the new park!

Don't miss the opportunity to take classes with these celebrated local artists at KNAS. Whether a beginner or experienced artist, or maybe you always wanted to try a class, you are sure to find a class to enjoy. Even better if led by one of these 2 great artists or the entire faculty at KNAS! see pages 20-31



70th Annual Arts Fair Goes VIRTUAL

 **JUNE 3-6**

The Kalamazoo Institute of Arts Fair is proud of the long-standing tradition of being one of the oldest, fine arts fair's in the country as we celebrate our 70th anniversary. This year as we see our communities experiencing higher Covid-19 cases and a record high of hospitalizations we have decided to focus on safety and celebrate with a Virtual Arts Fair from June 3-6. We anticipate bringing the full event back in 2022.

The 2021 virtual Arts Fair will engage art enthusiasts with the artists in real-time, and offer a unique opportunity to purchase fine art while supporting regional artists. You will find works from the same categories that you have come to love and expect from past years.

For those who decide to venture downtown on June 4-5, appropriately scaled events will occur during Kalamazoo's "JumpstART" summer kickoff, including the Doo-Dah Parade and Art on the Mall. On Saturday, consider a quiet visit to Bronson Park, where you can relax with music, enjoy food trucks, help color-in sidewalk chalk drawings and virtually shop the KIA Arts Fair using guided signage in the park. Free KIA gallery admission will be available during the weekend festivities for the opening of our annual West Michigan Area Show, our new permanent collection installation, Unveiling American Genius, and other lively exhibitions on view.

Collection Highlight: Rosa Rolanda



Rosa Rolanda (1895-1970)
Tehuanas, ca. 1935-1940
Gouache on paper
Collection of the Kalamazoo Institute of Arts;
Gift of Dr. Edward (Ted) Lance-Gomez Family
in memory of Rosa Marcela Calderón de Lance
2020.28

This work demonstrates Rosa Rolanda's mastery in creating unique spatial planes and illuminates the vibrancy of Mexican culture. In *Tehuanas*, the artist conveys the beauty and elegance of an esteemed group of Mexican women, wearing garments signifying their heritage. The Tehuana are a celebrated matriarchal society in Oaxaca, Mexico. The artist presents women clothed similarly in embroidered dresses with lace embellishments. Each woman is adorned meticulously. The last woman wears gold-drop earrings and holds a yellow fan, while a braid encircles her head, crowned by a single flower that recalls a dove. The other two women have similar floral wreaths on their heads and both wear chokers, and the woman in the direct foreground holds a blue handkerchief similar in coloring to the first woman's bodice. What is the connection between these women? Regardless of their connection the women are an alluring group, exhibiting a refined dignity.

Born in Los Angeles, California, Rosa Rolanda's parents were of Scottish and Mexican descent. Rolanda was deeply inspired by Mexican culture. In her travels throughout the country, she memorialized local customs, settings, and styles of dress. This work not only celebrates the artistic talents of an important woman artist and her Mexican

heritage, but also acknowledges the life of Rosa Marcela Calderón de Lance, whose family facilitated this gift and who too was very proud of her Mexican heritage. *Tehuanas* is an exquisite painting by Rosa Rolanda which not only honors Mexican heritage and womanhood but also reveals the vast richness of experiences contributing to American culture.

EXHIBITIONS

Young Artists of Kalamazoo County and High School Area Show

MAY 1–MAY 30, 2021

For the first time ever, the KIA galleries will be filled with the art of both the High School Area Show and Young Artists of Kalamazoo County at the same time! The High School Area Show is a unique opportunity for high school artists to enter perhaps their first ever juried exhibition, with the chance to win scholarships and see their work on a museum's walls. The 2021 juror is Dr. Cindy Todd, the 2019 National Art Educator of the Year. Scholarships were announced on April 30 at the Virtual Award Ceremony, with universities such as the Gwen Frostic School of Art at WMU and the Milwaukee Institute of Art and Design (and more!) offering everything from pre-college summer program scholarships to annual financial aid.

MAY 1

Join us for a virtual exhibition opening of Young Artists of Kalamazoo County! We'll do a virtual walkthrough of the exhibition so you can enjoy a broad overview of the exceptional art made by our most precious young artists!



Young Artists show – multiple artists



High School Area Show – Ivan Moreno

In another KIA first, the Young Artists of Kalamazoo County exhibition was crowd-sourced. To help our beloved art educators during a particularly trying year, we asked students all over Kalamazoo county to bring their work directly to us! Using social media, word of mouth, and our art educator network, we spread the word to young artists that their work could be displayed at the KIA. To ensure that this new model was equitable, Jessica Sundstrom, Assistant Curator of Youth and Family Programs, partnered with the Kalamazoo Public Library to distribute 500 free art supply kits which also generously included a free book from the library. The KPL Mobile Library went out to community sites and set up with staff from KPL, the KIA, and art teachers from Kalamazoo Public Schools to encourage young artists to create art. In addition, art kits were supplied to the Boys and Girls Club of Kalamazoo and El Concilio.

The KIA is always thrilled to display the work of artists K-12, and never more so than after the year we have had together in 2020. Our community is the reason we thrive as a museum, and we are honored to showcase the joy, creativity and talent of our youth. Make sure to come and see this KIA first before May 30!

YOUNG ARTISTS
OF KALAMAZOO COUNTY

Presenting Sponsor:

Tyler Little Family FOUNDATION

HIGH SCHOOL AREA SHOW




Residents' Exhibition

MAY 7–JUNE 7, 2021

The Residents' Exhibition is a culmination of their nine-month residency program. Eight artists from our 2020-2021 Residency Program will exhibit curated pieces from their body of work created since September 2020 at the Kirk Newman Art School. Sara Rio in ceramics, Tyler Thenikl and Melina Wilcox in printmaking, Andrea Arts and Brooks Eisenbise in fiber, Gabrielle Graves in photography, Adelaine Muth in sculpture and Paige Brosofke in jewelry will have a virtual opening at 6pm on May 7. More detailed information will soon be available on our website.



LAST CHANCE!



Mary Whalen
Kalamazoo River 2013, 2013
Wet plate collodion, tintype

Framing Moments: Photography from the Kalamazoo Institute of Arts

FEBRUARY 6–MAY 16, 2021

Curated by internationally renowned author, curator, historian and photographer, plus Professor and Chair of the Department of Photography & Imaging at the Tisch School of the Arts at New York University, Dr. Deborah Willis *Framing Moments: Photography from the Kalamazoo Institute of Arts* offers a distinct and inclusive overview of photography in the United States and beyond. Featuring nearly 100 photographs, ranging from the mid-nineteenth century to the present, *Framing Moments* juxtaposes a diverse group of photographers who captured everyday life across rural and urban communities, explores modern photographic aesthetics, documents pivotal moments of social change and conflict and presents artists as both celebrities and ordinary people. Ansel Adams, Dawoud Bey, Matthew Brady, Sheila Pree Bright, Barbara Crane, Imogen Cunningham, Walker Evans, Dorothea Lange, Danny Lyon, Barbara Morgan, Vik Muniz, Shirin Neshat, Gordon Parks, Irving Penn, P. H. Polk, Diego Rivera, Cindy Sherman, Lorna Simpson, James VanDerZee, Edward Weston, Minor White, Garry Winogrand, Ernest Withers, and Marion Post Walcott among many others are on display. Dr. Deborah Willis, author of more than 30 publications and MacArthur Fellow, wrote the featured essay for the catalog that accompanies the exhibition and is now available for purchase in the gallery shop.



Kondo Takahiro
Red Mist, 2020, Ceramic
Collection of Carol and Jeffrey Horvitz.

Hitomi Hosono
Pine Tree Pool, 2019
molded, carved, and handbuilt porcelain.
Collection of Carol and Jeffrey Horvitz.

From Earth and Fire: Contemporary Japanese Ceramics from the Carol and Jeffrey Horvitz Collection

MARCH 27–JUNE 17, 2021

This spring the KIA organized *From Earth and Fire: Contemporary Japanese Ceramics from the Carol and Jeffrey Horvitz Collection*, which illuminates some of the most cutting-edge, energetic and original works from the Horvitz collection acquired during the last three years. This exhibition examines the breadth of new ceramic making techniques originating in Japan. In particular, *From Earth and Fire* is an extraordinary opportunity to highlight the shift from functional forms or decorative arts in Japanese ceramics to artworks that expand the imaginative properties of the medium. This exhibition features some of the most renowned ceramic dynasties like Kiyomizu Rokubei and Tokuda Yasokichi, to more new and emerging talents like Hitomi Hosono and Sayuri Ikake. *From Earth and Fire* seeks to reveal the unique cultural traditions alive in Japan today, while also arousing curiosity and further exploration into contemporary ceramic-making.

JUNE 15, 12 PM - Join Carol and Jeffrey Horvitzes as they discuss their world renowned collection of Japanese ceramics. They will share their history of collecting as well as anecdotes about favorite works in their collection.



Craig Bishop
Saturday Morning Haircuts (detail), 2018
Oil on linen



West Michigan Area Show

West Michigan Area Show

JUNE 5–SEPTEMBER 12, 2021

Opening June 5, a highly anticipated and carefully selected exhibition of works drawing from hundreds of entries, across a 14-county region, will be on display at the Kalamazoo

Institute of Arts' West Michigan Area Show. For over 60 years, this exhibition has showcased exceptional work in all media throughout West Michigan's diverse and talented community of visual artists. Each year, the KIA invites a professional artist or curator to jury from over 500 entries featuring painting, prints and photography, mosaics, ceramics, jewelry, sculpture and mixed-media works.

This year's juror is New York-based curator, Larry Ossei-Mensah. Ossei-Mensah is the co-founder of ARTNOIR, a non-profit global collective who designs experiences aimed to engage this generation's dynamic and diverse creative class around the world via virtual and in-person experiences.

He is the former Susanne Feld Hilberry Senior Curator at MOCAD in Detroit and currently serves as Curator-at-Large at the Brooklyn Academy of Museum, where he curated the NY Times heralded exhibition *Let Freedom Ring* in January 2021.



Sōsaku-hanga: Creative Printmaking In Japan

JULY 10–OCTOBER 10, 2021

Combining works from the Kalamazoo Institute of Arts and the Joy and Timothy Light collection, *Sōsaku-hanga: Creative Printmaking In Japan* will explore the vision and innovations of sōsaku-hanga printmakers such as Kiyoshi Saito and Hiromitsu Takahashi, among others, investigating why the Japanese printmaking scene was ripe for this artist-controlled, creative movement. Previously, Japanese printmaking processes divided the labor among artisans having several different hands responsible for design, carving, printing, promotion and sale of the work. Deciding that artists should be in control of the entire process, Sōsaku-hanga printmakers began the practice of controlling the production of their images from beginning to end. As more influences trickled in from the West, Sōsaku-hanga printmakers moved away from traditional Japanese aesthetics and subject matter, eventually influencing the artists associated with the European Avant-Garde and American Abstract Expressionism. *Sōsaku-hanga* will reveal how this unique art movement fused elements of East and West to create a lasting impact on Modern printmaking processes and techniques.

Kiyoshi Saito, *Miyoshin-Ji Kyoto*, 1961, color woodblock print
Collection of the Kalamazoo Institute of Arts; Gift of Hazel Hammond, 2009.84





Yun-Fei Ji: Tall Tales of a Scavenger

JUNE 12 - SEPTEMBER 5, 2021

Using traditional ink painting techniques dating back to the Song dynasty, Yun-Fei Ji creates paintings that explore the intersections of traditional Chinese culture and contemporary global culture. Ji's works examine human connectedness to the planet and how for generations people have cared and inhabited the land, but have been displaced in the name of progress via industrialization, commerce and outright greed. The results are both cultural and natural disasters: severed connections between the land, people and their way of life, which lead to poverty and income disparities, while the extraction of resources from the environment causes natural and man-made catastrophes. Ji's paintings shed light on our shared and disparate conditions, while critiquing the ability of those in power to rewrite, romanticize and fictionalize historical events. The artist asks viewers to consider their roles as global citizens and how long we are willing to witness these social and ecological tragedies before we join together to save humanity and the Earth.

Yun-Fei Ji
Before the Long Journey (detail), 2017-2018
Ink and watercolor on Xuan paper
Courtesy the Artist and James Cohan Gallery



PROGRAMS

Ware excited to welcome librarian Lauren McMullan! Working in academic libraries for nearly a decade and most recently at Kalamazoo College's Upjohn Library, Lauren loves working with people of all ages and is most excited about the opportunity to work with the KIA and support it's message and mission; art is for everyone.

Lauren shares: "It is my personal goal to make sure that the KIA's library is a robust and awesome resource for the creation process. I am excited to support the ideas and visions of our amazing curators and teachers who call the Institute their professional home. I am also excited to get to know the community of patrons who already love the The Edwin and Mary Meader Fine Arts Library and its services." Lauren goes on to say, "I look forward to the outreach and listening that is needed to ensure the library is a resource - and I am a librarian - that fosters accessibility, equity and accountability to its present and future users."

When not in a library, you can find Lauren typically engaged in community building, volunteer work, walking, surfing streaming services and alternating between intentional permaculture gardening goals and haphazardly tossing seeds around hoping something will take.

Please stop in and say hello, browse the shelves and pick up a new read the next time you are at the KIA.



Book Discussions

MAY 19 - 2:00 PM

Don't miss our Book Discussion before summer break! Molly Gartland, author of *The Girl from The Hermitage*, will lead our book discussion with the assistance of her mother and KIA docent, Pam Boudreau.



It is December 1941, eight-year-old Galina and her friend Vera are caught in the siege of Leningrad, eating wallpaper soup and dead rats. Galina's artist father Mikhail has been kept away from the front to help save the treasures of the Hermitage. Its cellars could provide a safe haven, as long as Mikhail can survive the perils of a commission from one of Stalin's colonels.

Three decades on, Galina is a teacher at the Leningrad Art Institute. What ought to be a celebratory weekend at her forest dacha turns sour when she makes an unwelcome discovery. The painting she starts that day will hold a grim significance for the rest of her life, as the old Soviet Union makes way for the new Russia and her world changes out of all recognition.

Warm, wise and utterly enthralling, Molly Gartland's debut novel guides us from the old communist era, with its obvious terrors and its more surprising comforts, into the bling of 21st-century St Petersburg. Galina's story is an insightful meditation on ageing and nostalgia as well as a compelling page-turner.



Yun-Fei Ji
Before the Long Journey, 2017–2018
Ink and watercolor on Xuan paper
Courtesy the Artist and James Cohan Gallery



Curator Conversation

JUNE 17 - 6:00 PM

Yunfei Ji in conversation with Rehema Barber

Artist Yun-Fei Ji will speak about his life and work in conversation with KIA Chief Curator Rehema Barber. You can experience his work at the KIA exhibition *Yun-Fei Ji: Tall Tales of a Scavenger*. Ji was born in Beijing, China, and currently lives and works in New York and he utilizes the structures and symbols of folkloric tradition to speak truth to power. Full of phantoms, demons, and other spectral characters, Ji's paintings have frequently functioned as metaphorical critiques of oppressive power structures—and strategies of defiance. In his ink and watercolor compositions, these ghostly figures are stand-ins for the complex political undercurrents and cultural tug-of-war shaping rural communities in a rapidly developing world.

Ji is inspired by the ghost stories that he first learned growing up in the countryside during the late Chinese Cultural Revolution. He employs the stacked perspective and flattened space of classical Chinese painting to tell contemporary stories that, while geographically specific, speak to a collective human experience. The work often comments on political realities of both US and China, expressed in codes by using metaphor and allusion. There is a satirical streak, and his love of the grotesque is balanced with humor and a deep sense of irony. Each work is an act of resistance, insisting that narratives of displacement and environmental destruction are worth preserving.



**MAY 1 - Young Artists
of Kalamazoo County
Virtual Opening**

**YOUNG
ARTISTS**
OF KALAMAZOO COUNTY

Join us for a virtual exhibition opening of Young Artists of Kalamazoo County! Join us for a virtual walkthrough of the exhibition to enjoy a broad overview of the exceptional art made by talented young artists! We are also planning a variety of virtual art activities for families to complete from home. Visit our website [here](#).



MAY 4 - 12:00 PM

On the Precipice

An American artist, Hughie Lee-Smith (1915–1999) garnered significant attention in the 1950s for his sparsely populated paintings. Dr. Alona C. Wilson, American art historian and curator, will explore the complex meaning of these paintings in the life of the artist, civil rights and the Cold War.



MAY 18 - 12:00 PM

FSA Photographers

Join KIA docent, Dr. Jim Carter, as he talks about the Farm Security Association (FSA) photographers of the Great Depression era. Photographers such as Dorothea Lange, Gordon Parks and Ansel Adams, recently on display in *Framing Moments: Photography from the Kalamazoo Institute of Arts*, were hired by the FSA to document life across the country. Dr. Carter will discuss these amazing photographers and how they created some of the most iconic images of American culture.

JUNE 1 - 12:00 PM

Lead with the Hustle Featuring West Michigan Area Show Juror Larry Ossei-Mensah



Ghanaian-American curator Larry Ossei-Mensah is presenting on "Lead with the Hustle". Ossei-Mensah has designed a presentation highlighting the various strategies that artists, curators, and art professionals can employ in order to better understand, negotiate and navigate "their" art world and ecologies era of COVID and beyond.

By developing strategies that highlight how "the art game" is played and which mistakes to avoid, Ossei-Mensah seeks to share with the audience insights that he has amassed over the last decade to equip them with the tools and insights necessary to take more agency in their careers within the arts and culture sector.

Photo credit: Aaron Ramey



JUNE 15 - 6:00 PM

Carol and Jeffrey Horvitz

Join Carol and Jeffrey Horvitz as they discuss their world renowned collection of Japanese ceramics. The Horvitzes have honored the KIA by lending works for the exhibition *From Earth and Fire*, as well as in the previous exhibition *Natural Forms* (2019). The Horvitzes have collected over 1,000 works by master Japanese ceramicists, and have traveled to Japan to collect these works directly. They will share their history of collecting as well as anecdotes about favorite works in their collection.



Hitomi Hosono
Pine Tree Pool, 2019
molded, carved, and handbuilt porcelain.
Collection of Carol and Jeffrey Horvitz.

(ARTbreak continued)



Kalamazoo Art League

Art League has offered lectures promoting understanding, appreciation, and enjoyment of the visual arts for KIA's members and our community since 1955. During the pandemic these lectures are free and are presented at Zoom meetings, and then posted on www.KalamazooArtLeague.org.

May 12 - 12:00 PM

Art League Extra Lecture

Suzanne Smeaton Presents
If Frames Could Talk



Frame historian and consultant, Suzanne Smeaton, will take us behind the scenes to discover how specific frames were designed, selected; who made the choices; and how they were removed or repatriated. Drawing on her 30-plus years working with museums and public and private collections, Smeaton will discuss the quiet, unassuming black

frame by a known maker that encloses a Rembrandt portrait. An Italian Renaissance frame that went empty for years and ended up enclosing a masterpiece; a frame that was chosen for John Singer Sargent's *Madame X* and how and why it was selected; frames designed by artists for their own artwork and many more.

Sign up for this Zoom lecture at ArtLeagueKalamazoo@gmail.com.

JUNE 29 - 12:00 PM

West Michigan Area Show Artists

West Michigan Area Show artists will open your eyes to what it takes to get your art on display. They will discuss their work in the exhibition, as well as their artistic practice and the themes they explore.

JULY 13 - 12:00 PM

West Michigan Area Show Artists

Join us for part 2 of the WMAS series, featuring the juried artists on display in this great exhibition. They will introduce their work in the exhibition, as well as their artistic practice and the themes they explore.

JULY 27- 12:00 PM

Beverly Pepper

Amber Oudsema, Curator of Arts Education at Frederik Meijer Gardens & Sculpture Park, will be speaking about the life and art of Beverly Pepper whose work *Torre Pieno nel Vuoto II* is on display in *Unveiling American Genius*.

Interview with Arty the Art Detective



Arty, we wanna learn more about you since you teach us so much about art. Where are you from?

ARTY: Right here in the Zoo, of course!

What is your favorite hobby?

ARTY: Other than helping you learn and create, I enjoy sitting in Bronson Park and relaxing with a good book.

How did you get involved in the arts?

ARTY: I love to make my own sculptures out of cheese! Preferably cheddar, I find it's the best medium for sculpting.

What's your favorite work of art in the museum at this time?

ARTY: I cant choose one, I love all of the Todd Zimmerman illustrations in our Children's Gallery

You make learning about art fun! Arty the Art Detective, how can we spend more time with you?

ARTY: Reserve your spot in one of my Art Detectives programs, it's FREE! If you need any help with art supplies to join in the fun, just ask my friend Jessica at MuseumEd@kiarts.org

Art Detectives


2nd Saturdays, 11:00 AM



MAY 8 - This month, Art Detectives will explore the Rules of Summer by Shaun Tan and then engage in a sunny art game.



JUNE 12 - Join Dorothy Chan and Lucy Yao, the musicians behind Chromic Duo, who will blend classical music, toy pianos, and electronics into a totally unique Art Detectives! We'll explore how music, art and stories go together while reading *Patience*, *Miyuki* by Roxane Marie Gailliez and create a project inspired by all three.



JULY 10 - How many ways can an artist draw a cat? Let's see how many ways Brian Wenzel can in his book *They All Saw a Cat*, and then look at cats within the KIA collection. Finally we'll create our own.

To keep our students and staff safe, we follow strict safety guidelines. All persons entering the KIA agree to wear a mask at all times, maintain 6 feet physical distancing, undergo a simple pre-screening process when entering the building, and use hand sanitizer before entering studios. Studios are sanitized after each class.

KIRK NEWMAN ART SCHOOL

Ceramics

ONE-ON-ONE CRITIQUE IN CERAMICS

(300) 15 minutes - \$15 | (301) 30 minutes - \$30

Join Brian Hirt in a fifteen or thirty-minute discussion and critique of your work. Please have a few pieces ready to show and discuss. A critical look at your work is important for your growth as an artist. Take a look at what works and what doesn't work in a nurturing and supportive discussion. Taking a closer look at your work is always helpful for moving forward as is articulating your intent.

BEGINNING CERAMICS (302)

Brian Hirt, Studio 7
Tuesdays, June 8–July 27
5:30–9 pm | 8 weeks
\$280 | Members: \$260

Beginning students will learn a variety of clay-forming techniques. Coiling, pinching and slab-building will be demonstrated along with an introduction to the wheel. Students will also learn glazing techniques. Cone 10 stoneware and raku firings will be available.

MUD IN THE MORNING (303)

Julie Devers, Studio 5
Wednesdays, June 9–July 28
9 am–12:30 pm | 8 weeks
\$280 | Members: \$260

Prerequisite: Beginning Ceramics

This ceramics class is for intermediate and advanced students to get a creative start on their day. A variety of clay forming techniques will be explored. Coiling, slab-building, and extruding will be demonstrated, along with the wheel. Advanced students will receive instruction and assignments appropriate to their skill levels. Cone 10 and raku firings available.

INDEPENDENT STUDY/ OPEN STUDIO (304)

Brian Hirt, Studio 7
Wednesdays, June 9–July 28
5:30–9 pm | 8 weeks
\$280 | Members: \$260

Prerequisite: Beginning Potter's Wheel or equivalent

For the independent and somewhat skilled ceramist wishing to pursue ceramic goals. Group critiques and discussion will be required for this open study.

OUT OF ROUND: THROWN AND ALTERED FORMS (305)

Susan McHenry, Studio 5
Wednesdays, June 9–July 28
5:30–9 pm | 8 weeks
\$280 | Members: \$260

Prerequisite: Beginning Potter's Wheel

Create new and exciting shapes by combining wheel-thrown and hand-built slabs. Special attention will be given to handles and feet to bring personality to your pots. Weekly demonstrations will include varied surface decorations techniques using the studio's-colored slips and high fire glazes.

POTTER'S WHEEL INTERMEDIATE / ADVANCED

Tom Richards, Studio 5
Thursdays, June 10–July 29
1–4:30 pm | 8 weeks (306)
OR
5:30–9 pm | 8 weeks (307)
\$280 | Members: \$260

Prerequisite: Beginning Potter's Wheel

This class will provide the techniques of forming and finishing pottery on the wheel. Basic skills such as centering, opening, and drawing up the walls of the pots will be stressed, as well as the more advanced techniques of trimming, forming spouts, lids and handles, altering, and glazing. Demonstrations and discussion will encourage development. Cone 10 stoneware, porcelain and raku firings will be offered.

ANAGAMA (308)

Julie Devers, Studio 5
Tuesdays, June 8–July 27
5:30–9 pm | 8 weeks
\$280 | Members: \$260

Prerequisite: Intermediate/Advanced Potter's Wheel

This is one of our most enlightening and challenging classes. Cast your fate to the fire and open yourself to the wonderful possibilities of wood-fired kilns. Julie will share her in-depth knowledge of forming pots for a traditional Japanese kiln. This class could be the highlight of your ceramic career. Firing will take place in late September.



ONLINE ZOOM CLASS



ONE-DAY WORKSHOP

EXPLORING RAKU (309)

Brian Hirt, Studio 5
Wednesdays, June 9–July 28
1–4:30 pm | 8 weeks
\$280 | Members: \$260

Prerequisite: Beginning Ceramics

Experiment with explore and test new glazes, firing possibilities, and post firing possibilities. Students will learn to master the raku techniques. Horsehair and “naked” raku, sagger, obvara and blackware firings will also be available.

BEGINNING POTTER’S WHEEL

Amy Hudson, Studio 5 (310)
Thursdays, June 10–July 29
9 am–12:30 pm | 8 weeks
OR
Courtney Nelson, Studio 7 (311)
Thursdays, June 10–July 29
5:30–9 pm | 8 weeks
\$280 | Members: \$260

Prerequisite: Beginning Ceramics

This class would be beneficial for students who are new to the potter’s wheel and would like to develop their throwing skills. Students will be given instruction for centering clay on the wheel. Through demonstration and discussion, students will be taught basic forms such as cylinders, cups, bowls and plates. There will be instruction using the studio glazes and slips to highlight your pots.

**ANAGAMA ONLINE (312)**

Julie Devers
Online w/ Zoom Pro
Tuesdays, June 8, June 29 & July 27
9–11 am | 3 weeks
\$70 | Members: \$50

Prerequisite: Previous Anagama class

This class is great for veterans of wood firing, allowing students to work from home. Discuss the aesthetics of our wood-fire kiln, loading, glazing and the firing schedule. You will join with the summer Anagama class in a firing of the KIA anagama kiln in late September. Wood firing requires on-site participation and a commitment to all aspects of the process: wood prep, kiln loading, firing, and unloading. The fruits of your labor are unique pots touched by flame and ash, and an unforgettable communal experience. Glazes are provided; clay and bisque firing are not included.

SURFACE DESIGN (313)

Lindsay Hayosh, Studio 5
Tuesdays, June 8–July 27
1–4:30 pm | 8 weeks
\$280 | Members: \$260

Prerequisite: Beginning Ceramics

Students will explore a variety of ways to add visual interest to their ceramic work. Focus on integrating form and surface design techniques, such as using resists, adding texture, and applying colored slips. Cone 10 stoneware and porcelain firings will be available.

Creative Writing**WRITING POETRY (613)**

Scott Bade
Online w/ Zoom Pro
Tuesdays, June 8–July 13
6:30–9 pm | 6 weeks
\$150 | Members: \$130

Explore how language and imagination come together to make the literary arts we are passionate about. Read, write, and discuss contemporary poetry and probably a little prose, too, in a range of styles. Classes will be conducted in a workshop fashion. The primary focus will be the discussion of one another’s writing. Webex is a download that will be free to all students.

**WRITING FICTION (618)**

Elissa Cahn
Online w/ Zoom Pro
Thursdays, June 10–July 29
6:30–9 pm | 8 weeks
\$170 | Members: \$150

The focus of this class will be on writing flash fiction, also known as micro fiction or short-short stories. Each student will submit a short piece for the workshop every week, and we’ll workshop “round-robin” style with an eye toward the fundamental elements of fiction: plot/structure, conflict/ tension, point of view, setting, dialogue, character, voice, and scene. We will also discuss readings and devote some class time to writing exercises as time allows.

Drawing

ONE-ON-ONE CRITIQUE OF DRAWINGS, PASTELS, OR PAINTINGS (900) 15 minutes - \$15 | (901) 30 minutes - \$30

Experience a one-on-one critique of your drawings, pastels, or paintings with Denise Lisiecki, Director of the Kirk Newman Art School and Chair of the 2-D Department. Denise will share her knowledge and expertise along with constructive criticism and suggestions. Time may be available to ask technical questions. Denise's website is deniselisiecki.com.

DRAWING BASICS

David Yeider, Studio 4 (951)

Tuesdays, June 8–July 13

1–3:30 pm | 8 Weeks

OR



Deborah Mattson

Online w/ Zoom Pro (952)

Wednesdays, June 9–July 28

6:30–9 pm | 8 weeks

\$170 | Members: \$150

Learn basic drawing techniques, including observational line drawing, perspective, and rendering light and texture. We will have feedback on our work, including at-home assignments, and discussions on draughtsmanship, style, and visual literacy. Have ready newsprint or drawing paper pad and a selection of drawing pencils and black markers.

DRAWING BASICS II - WORKING WITH COLOR (953)

David Yeider, Studio 4

Wednesdays, June 10–July 29

1–3:30 pm | 8 weeks

\$170 | Members: \$150

Prerequisite: Beginning Drawing or equivalent

This class continues to approach drawing as a learnable skill and a process of how we "see" in order to draw more realistically. An array of media will be examined each class session with a variety of subject matter. Study mark making, compositional plotting, planar value, light and shadow analysis, and further investigate the principles and elements of art and design. Please bring newsprint pad and drawing pad 18"x24"; 2H, HB, 2B, 6B pencils.

NATURAL SUBJECT ILLUSTRATION (954)

Olivia Mendoza, Studio 4

Wednesdays, June 9–July 29

6–8:30 pm | 8 weeks

\$170 | Members: \$150

Prerequisite: Beginning Drawing

This course explores how to render natural subjects with accuracy and liveliness. Learn from demonstrations how to depict plants, bugs, and animals in varied media such as colored pencil, watercolor, and graphite. Students have the option of which medium to use.

GRAPHITE REALISM (955)

Olivia Mendoza, Studio 4

Thursdays, June 10–July 29

6–8:30 pm | 8 weeks

\$170 | Members: \$150

Prerequisite: Beginning Drawing

Create photorealistic illustrations by practicing meticulous observation and detailed rendering with the use of graphite pencils and high-resolution images. Students provide the image of their choice.

BOTANICAL ILLUSTRATION/ SUMMER FLOWERS (956)

Olivia Mendoza, Studio 4

Thursdays, June 10–July 29

1–3:30 pm | 8 weeks

\$175 | Members: \$155

Prerequisite: Beginning Drawing

Learn to render realistic illustrations of plant life using colored pencil. Lessons will have an emphasis on examining details, capturing accuracy, and using color theory to create vibrant depictions of nature.



ADVANCED PRACTICES W/ COLORED PENCILS (957)

Karen Matson

Multi-Purpose Classroom

Saturday, June 12, 9 am–4 pm

\$85 | Members: \$65

Prerequisite: Intro to Colored Pencils

Dust off those pencils and spend a day refreshing your skills or challenge yourself to learn new ones. Students may complete a drawing already in progress, start a new one, or just reconnect with fellow colored pencil artists.



PAINTING WITH COLORED PENCILS AND SOLVENTS (958)

Karen Matson

Multi-Purpose Classroom

Saturday, July 24, 9 am–4 pm

\$90 | Members: \$70

Prerequisite: Beginning Drawing or equivalent

Learn to create painterly effects very quickly with colored pencils using Prismacolor Art Stix and solvents! You'll cover large areas of illustration board with dramatic intense colors in minutes! Photo references will be available to choose as subjects. Illustration board will be available for purchase at the beginning of class. All other supplies will be provided.



SOFT PASTELS/ OIL PASTEL (959)

Mary Kenney

Online w/ Zoom Pro

Tuesdays, June 9–July 28

6:30–9 pm | 8 weeks

\$170 | Members: \$150

Prerequisite: Beginning Drawing or equivalent

Experience the versatile and vibrant medium of soft pastels. Explore oil pastels, a distinct medium that is not quite soft pastel, not quite oil paint, and not quite crayon. Experiment with both: your choice. Suitable for both beginners and advanced students, this course will cover technique, color, value, composition and more.

Painting



BEGINNING WATERCOLOR (960)

Susan Badger
Online w/ Zoom Pro
Thursdays, April 15–May 20
1–3:30 pm | 6 weeks
\$140 | Members: \$120

In this unique online class, students will have the opportunity to learn the basics of painting watercolor while interacting in real time with the instructor and fellow students! In a supportive & encouraging atmosphere, students will receive lessons and projects, participate in discussions, watch instructor demonstrations, and are guided through practicing their new skills in watercolor!



THE CREATIVE LANGUAGE OF WATERCOLOR

Susan Badger
Online w/ Zoom Pro
Tuesdays, June 8–July 27 (961)
6:30–9 pm | 8 weeks
OR
Wednesdays, June 9–July 28 (962)
1–3:30 pm | 8 weeks
\$170 | Members: \$150

Develop and express your creativity with watercolor techniques, including wet into wet, color mingling, and layered transparent washes. Composition, simplification of shape, color and value will also be explored.

INTERMEDIATE AND ADVANCED WATERCOLOR (963)

Denise Lisiecki, Studio 2
Tuesdays, June 8–July 27
10 am–12:30 pm | 8 weeks
\$175 | Members: \$155

Prerequisite: Watercolor Experience

Experienced painters will explore the next level by concentrating on composition, color and subject matter. Painters will be individually guided. Please bring your materials and subject matter to class.

OIL OR ACRYLIC PAINTING

Kenneth Freed, Studio 6
Wednesdays, June 9–July 28
1–3:30 pm | 8 weeks (964)
OR
6:30–9 pm | 8 weeks (965)
\$175 | Members: \$155

Prerequisite: Beginning Drawing

Explore oil or acrylic painting from alla prima painting to layered techniques involving underpainting and overpainting. All styles, directions and content encouraged. Bring whatever painting materials you have.



BULLET JOURNALING (966)

Hannah Mabie
Online w/ Zoom Pro
Sundays, June 13–July 11
(no class on July 4)
6–8 pm | 4 weeks
\$80 | Members: \$60

Get creative and get organized! In this class you will create your very own custom bullet journal. You will learn the design fundamentals of bullet journaling, as well as fun and creative ways to organize and plan the rest of your 2021. In your journal, we will incorporate organized scheduling, reminders, to-do lists, brainstorming, and other tasks.



ACRYLIC ABSTRACT PAINTING FOR BEGINNERS (967)

Hannah Mabie
Online w/ Zoom Pro
Wednesdays, June 16–July 14
6–8 pm | 5 weeks
\$100 | Members: \$80

Create vibrant textural and self-expressive work in this class. Learn color theory, composition and texturing techniques. Have fun experimenting and focusing on what abstract processes work for you. Get personalized feedback and instruction from the instructor, a professional abstract painter.



PAINT AND POUR 21+ (968)

Hannah Mabie
Online w/ Zoom Pro
Thursdays, June 17–July 8
6–8 pm | 4 weeks
\$80 | Members: \$60

Have a night out while staying in. Pick up a new skill and learn how to make beautiful acrylic paintings from the comfort of your own home. Each week we will create a new painting and un-wine with step-by-step instruction and a “quarantini” of your choosing. No painting experience necessary!

WATERCOLOR POSTCARDS (969)

Hannah Mabie, Studio 2
Saturdays, June 19–July 10
10 am–12 pm | 4 weeks
\$90 | Members: \$70

Create your own hand-painted postcards to send to loved ones. While we can't be there for each other in person, we can still show we care through our postcards. Learn watercolor fundamentals and go over some creative and fun card ideas.

BIRD WATCHERS WATERCOLORS PAINTING (970)

Hannah Mabie, Studio 2
Saturday, June 19–July 17
1–3 pm | 5 weeks
\$110 | Members: \$90

Learn how to paint your favorite Michigan birds. Using watercolors, paint two different Michigan birds every week. Learn how to draw the birds as well as watercolor painting techniques.

(Painting continued)**ENCAUSTICS TECHNIQUES; TRANSFERS & PAINTING (807)**

Laurie Pruitt, Studio 6 | Saturdays, July 10 & 17

1–5 pm | Two days

\$150 | Members: \$130

Learn the basics of working with this ancient process. The encaustic medium will be used in combination with photographs, photo transfers and collage techniques. Learn various techniques for adding color. Through the layering of color with pigment sticks and the encaustic medium you will create a transparency and depth to your imagery. Equipment, paint, medium and brushes will be supplied.

Fiber**ONE-ON-ONE CRITIQUE IN FIBER (500)**

15 minutes - \$15 | 30 minutes - \$30

What would Gretchen do? Experience a one-on-one critique of your fiber art with Gretchen Huggett. Gretchen will share her knowledge and expertise along with constructive criticism and suggestions. Time may be available to ask technical questions.

ONE-ON-ONE CRITIQUE IN DYEING (501)

15 minutes - \$15 | 30 minutes - \$30

What would Rita do? Experience a one-on-one critique with Rita Petteys. Subject matter includes several techniques related to dyeing with acid dyes, procion MX fiber reactive dyes; dyeing yarn, fiber, fabric, and clothing; color theory and color mixing, and fiber arts techniques related to Arashi Shobori, Itajime Shibori, and Ori Nui Shibori. Topics related to Natural Dyeing are not available.

FLOOR LOOM WEAVING

Gretchen Huggett, Weaving Studio

Thursdays, June 10–July 29

1–4:30 pm | 8 weeks (502)

OR

5:30–9 pm | 8 weeks (503)

\$240 | Members: \$220

Learn to weave using four- and eight-shaft floor looms with process and design (beginner), new patterns and techniques (advanced), exploring areas of personal interest. Weaving design software is available to learn structure and design principles.

**SPINNING SINGLES (504)**

Emily Wohlscheid

Online w/ Zoom Pro

Tuesdays, June 8–July 27

10–11:30 am | 8 weeks

\$110 | Members: \$90

Prerequisite: Beginning Spinning or equivalent

Singles yarns can be just as useful and interesting as plied yarn. They are a great way to work on wheel control and understanding twist. Using these concepts, we will explore various styles of singles yarns and how to adjust our wheels, speed, and drafting style to achieve everything from softly spun lopi to wild core spun textures.

Jewelry & Metals**BEGINNING AND INTERMEDIATE JEWELRY**

Danny Giancaspro

Jewelry Studio (700)

Mondays, June 7–July 26

1–4 pm | 8 weeks

\$225 | Members: \$205

OR

Amelia Falk-Wagner

Jewelry Studio (701)

Thursdays, June 10–July 29

6:30–9 pm | 8 weeks

\$195 | Members: \$175

Learn the basics of handcrafting jewelry. Through demonstrations and discussions, you will become familiar with layout, piercing, filing, texturing, basic roller embossing, soldering, forming, finishing and polishing. With practice you will gain knowledge and confidence in jewelry making skills. There will be no open studio time except during your extended class hours. All materials provided with additional available for purchase.

INDEPENDENT STUDY (702)

Linda Kekic, Jewelry Studio

Tuesdays, June 8–July 20

1–4 pm | 7 weeks

\$205 | Members: \$185

Prerequisite: Beginning Jewelry or equivalent

This weekly, self-directed course provides experienced students with studio access and the supervision of an instructor. Students will be provided demonstrations and individual guidance to see past projects to completion and work through new designs. There will be no open studio time except during your extended class hours. Some materials are provided with additional materials available for purchase.

IMPRESS WITH IMPRESSION DIES (703)

Amelia Falk Wagner, Jewelry Studio
Tuesdays, June 8–July 27
6:30–9 pm | 8 weeks
\$200 | Members: \$180

Prerequisite: Beginning Jewelry or equivalent

Use the hydraulic press to add dimension, depth and texture to your jewelry pieces! In this course, we will cover what can be accomplished with the impression, silhouette, and pancake dies with the assistance of the press. Synclastic and anticlastic forming for bracelets will also be covered. Students may choose to create finished works or components for future works. Some materials are provided with additional available for purchase.

INTRODUCTION TO LAPIDARY STONE CUTTING FOR CABOCHONS (704)

Dawn Coeur, Jewelry Studio
Wednesdays, June 9–July 28
6–9 pm | 8 weeks
\$235 | Members: \$215

Learn how to cut your own stones to use in your jewelry and metalwork designs. Students will be introduced to cutting, grinding, and polishing stone slabs into a variety of shapes including calibrated and free form cabochons. Students with previous lapidary experience can practice and refine their technique. There will be no open studio time except during your extended class hours. Some materials are provided with additional materials available for purchase.

**ETCHING & DESIGN (705)**

Emily Wohlscheid
Online w/ Zoom Pro
Wednesdays, June 9–July 28
1–2:30 pm | 8 weeks
\$110 | Members: \$90

Learn to etch beautiful designs from home! Focus upon various techniques for creating resists, transferring designs, and methods of etching. Emphasis will be placed on safety procedures, proper disposal, and storage of etchant solutions. Students will be introduced to several ways to incorporate their etchings to enhance their designs.

**DESIGNING WITH TABS (706)**

Emily Wohlscheid
Online w/ Zoom Pro
Wednesdays, June 9–July 28
6–7:30 pm | 8 weeks
\$110 | Members: \$90

Tabs are a versatile and accessible technique in jewelry and metalsmithing. This demonstration-style class will guide students through several fabrication methods for creating tabs without the use of a torch. Tab applications will include stone settings, hollow forms, and simple hinges. Students will be presented with visual inspiration each week with guidance for designing their own works utilizing tabs.

**WIRE WRAPPED PENDANT (707)**

Dawn Coeur
Online w/ Zoom Pro
Saturday, June 19, 10 am–2 pm
\$50 | Members: \$30

Explore basic jewelry making from home in this virtual workshop. Students will learn to create a wire wrapped pendant using wire to set a stone cabochon. Cabochons are domed, flat-backed polished stones. A very accessible way to create impactful jewelry pieces with limited tools and supplies!

**FRAMING BEADS**

Emily Wohlscheid
Online w/ Zoom Pro (708)
Friday, June 25, 6–7 pm
\$45 | Members: \$25
OR

Jewelry Studio (709)
Saturday, June 26, 10 am–12 pm
\$60 | Members: \$40

Enjoy a Friday evening or a Saturday morning with this stash-busting workshop! Whether you just want to get a taste for metalsmithing or are a seasoned jeweler, these creative solutions for using beads with heavy gauge wire will step up your design game! We will cover various ways to create frames for beads to incorporate into pendants, earrings, bracelet focals, and more!

**SPOON MAKING (710)**

Danny Giancaspro
Jewelry Studio
Saturday, June 26, 1–4 pm
\$70 | Members: \$50


All skill levels, some experience preferred

Learn to fabricate a copper spoon using traditional techniques. A focus on the history of the spoon and how it evolved over time will be emphasized. With guided demonstrations, students will learn several jewelry and metalsmithing techniques and how these humble utensils can be used to tell a story or become a treasured heirloom. All materials provided with additional available for purchase.

Photography & Digital Media

(Jewelry & Metals continued)

POWDER COATING AT HOME! (711)

 Emily Wohlscheid
Online w/ Zoom Pro
Friday, July 16, 6–7 pm
\$40 | Members: \$20

Add a bright, modern pop of color to your jewelry designs from home! Powder coat is finely ground pigments in resin that are applied dry and heat-cured to create a durable surface coating. We will cover safety, application, the best equipment for the job, and additional tools for a minimal setup to achieve successful powder coating

INTRO TO TORCH FIRED ENAMELING (712)

Deb Flook, Jewelry Studio
Saturday, July 24, 1–4 pm
\$65 | Members: \$45

Prerequisite: Beginning Jewelry or equivalent

Kilns aren't the only way to enamel! This workshop will begin with how to set up a torch enameling workstation and what tools are required then quickly move into how to add enamel to your work. How to coat headpins, flat and curved surfaces, beads, and more will be covered. All materials provided with additional available for purchase.

Glass

GLASS CANDLE HOLDERS (450)

Linda Kekic, Studio 6
Saturday, June 26, 12–4 pm
\$75 | Members: \$55

Explore fused glass while making two beautiful candle holders and shields! Work with beautiful transparent and opaque glass, frit, confetti and stringer to create two-piece glass art project for candles. The first is a slumped bowl and the second is a curved shield. Learn to design, cut, grind and saw glass. Materials packet included. Additional materials available for purchase as needed.

ONE-ON-ONE CRITIQUE IN PHOTOGRAPHY (810) 15 minutes - \$15 | (811) 30 minutes - \$30

Mary Whalen is offering a portfolio/project critique with creative direction. You will submit your portfolio of 10-24 images for review prior to the session. These can be certain images, a project idea or a series for a variety of criterion. Photographic technique, printing technique, content overview, subject matter, series continuity, and concept clarity are topics we can discuss together and way to answer questions you may have about your work.

FUNDAMENTALS OF PHOTOGRAPHY (800)

Corinne Satterlee
Online w/ Zoom Pro
Tuesdays, June 8–July 13
7–8 pm | 6 weeks
\$70 | Members: \$50

Take control of your photography! Go beyond your camera's Auto mode and master the fundamentals of photography. Basic photographic concepts on exposure control and composition are explored, helping you to communicate your unique voice with images. Mastering the technical functions of the camera creates better photos. Understanding camera controls can change everything in your picture making.

INTRO TO LIGHTROOM (801)

Kelly Walkotton
Online w/ Zoom Pro
Mondays, July 12–August 2
6–8 pm | 4 weeks
\$80 | Members: \$60

Prerequisite: Lightroom Classic software installed on your laptop computer.

Learn to import images from a memory card, camera or folder into the Lightroom catalog; create keywords, ratings; and use the basic photo adjustment tools to enhance your images. Leave this class knowing a logical workflow from import into Lightroom to export for the web, email, or print.

PHOTOSHOP/ ADVANCED TECHNIQUES (802)

Kelly Walkotton
Online w/ Zoom Pro
Wednesdays, July 7–28
6–8 pm | 4 weeks
\$80 | Members: \$60

Prerequisite: A basic knowledge of Photoshop or Lightroom and Photoshop and Lightroom Classic installed on your computer.

Take your photo editing to the next level by learning how to retouch and enhance a portrait, still life or landscape. Learn to blur the background, color correct, and understand the use of layers and more.

TRADITIONAL BLACK AND WHITE FILM & PRINTING

Mary Whalen
Photography Darkroom
Tuesdays, June 8–July 27 (804)
6–9 pm | 8weeks
OR
Wednesdays, June 9–July 28 (805)
10 am–1 pm | 8 weeks
\$220 | Members: \$200

Learn how to develop film and print black & white photographs. Through demonstrations and supervised printing sessions, participants will learn film and print development, how to control print contrast, and special darkroom techniques. This class is a perfect opportunity to print your special black and white negatives from the family archives. Students must provide their own film and paper for the class. Darkroom chemicals and equipment are provided.

**ALTERNATIVE PHOTO PROCESS/
CYANOTYPES (806)**

Mary Whalen
Darkroom and Computer lab
Saturdays, June 19 & 26
1–5 pm | Two days
\$135 | Members: \$115

Prerequisite: A basic knowledge of Photoshop is helpful.

Start by coating paper with cyanotype chemistry and making photograms using botanicals and objects. Then move to the computer lab to generate digital negatives to print on our freshly coated cyanotype paper. This digital negative making technique, can be used for most alternative printing processes, blending digital technology with hands-on printing.

**ENCAUSTICS TECHNIQUES;
TRANSFERS & PAINTING (807)**

Laurie Pruitt, Studio 6
Saturdays, July 10 & 17
1–5 pm | Two days
\$150 | Members: \$130

Learn the basics of working with this ancient process. The encaustic medium will be used in combination with photographs, photo transfers and collage techniques. Learn various techniques for adding color. Through the layering of color with pigment sticks and the encaustic medium you will create a transparency and depth to your imagery. Equipment, paint, medium and brushes will be supplied.

**NEIGHBORHOOD
PHOTO WALKS (808)**

Josh Harrison
Multi-Purpose Classroom
Thursdays, June 10–July 15
6:30–9 pm | 6 weeks
\$135 | Members: \$115

Explore different locations around Kalamazoo making use of the evening light, the golden hour and into low light-twilight while noticing how the light creates mood and affects the place photographed. Get to know your camera better while photographing in the various locations and light conditions. Most class sessions will be outside in the community with some sessions at the KIA to share and critique images made on the photo outings. All camera types welcome.

**LIGHTING FOR THE
STUDIO PORTRAIT (809)**

Amelia Falk, Photo Studio
Wednesday, June 9–July 27
6:30–9 pm | 8 weeks
\$170 | Members: \$150

Prerequisite: A camera capable of manual exposure and familiarity with the camera controls.

Cover the fundamentals of studio lighting, including: strobes, hand held flash units, metering, reflectors, gels and more. Learn how to set up lighting for the most effective results. In addition to demos, students will be active in setting up the studio lights for photographing portraits; environments and table top still lifes.

STILL LIFE/ ASSEMBLAGE (810)

Laurie Pruitt
Multi-Purpose Classroom
Wednesdays, June 16–July 21
6–8 pm | 6 weeks
\$120 | Members: \$100

Using a variety of images as a starting point (photographs, vintage photos or book pages) layer, arrange, and add objects to make a composition. The final arrangements will be photographed; printed and reworked with other media creating a unique photo based on work of art.

Printmaking**BEGINNING PRINTMAKING (780)**

Deborah Mattson, Print Studio
Wednesdays, June 9–July 28
1–4:30 pm | 8 weeks
\$250 | Members: \$230

Survey printmaking methods and techniques exploring the history and practice of printmaking. Projects range from carving stamps and blocks to intaglio and simple lithography. Students can focus on one or more of their favorite methods to complete printmaking projects of their choice. There will be no open studio time except during your extended class hours.

**INTERMEDIATE
PRINTMAKING (781)**

Deborah Mattson, Print Studio
Wednesdays, June 9–July 28
1–4:30 pm | 8 weeks
\$250 | Members: \$230

Prerequisite: Beginning Printmaking

Further develop your printmaking skills while investigating the possibilities that printmaking processes offer. Etching, multi-color printing, registration systems, and printing of editions will be covered. Bring previous prints, work-in-progress, sketches, and ideas to the first class. There will be no open studio time except during your extended class hours.

BLOCK PRINTING (782)

Trevor Grabill, Print Studio
Wednesdays, June 9–July 28
5:30–9 pm | 8 weeks
\$250 | Members: \$230

Printing carved blocks is one of the simplest and most versatile tools for reproducing art. Develop your relief printing skills as a brand-new beginner or advanced practicing printmaker. Learn the ins and outs of carving and printing linoleum and wood blocks and discuss your work in a community of like-minded makers. There will be no open studio time except during your extended class hours.

(Printmaking continued)**SCREENPRINTING (783)**

Caitlyn Pelfresne, Print Studio
Tuesdays, June 8–July 13
5:30–9 pm | 6 weeks
\$200 | Members: \$180

Learn the basics of screenprinting or develop your skills into multi-layer prints. Sessions include small group instruction and plenty of work-time in the studio. You can use paper or fabric to make your own prints, cards, posters, or gifts. No prior experience needed. Bring drawings, photos, works-in-progress or ideas to the first class. There will be no open studio except during your extended class hours.

INTRO TO LITHOGRAPHY (784)

Deborah Mattson, Print Studio
Tuesdays, June 8–July 27
1–4:30 pm | 8 weeks
\$250 | Members: \$230

Discover the magic of combining image development, chemistry, and hands-on printing in this introductory course. By drawing directly onto aluminum plates or lithographic stones with litho pencils, crayons, and washes, you'll create a unique image that can be printed multiple times. Step-by-step instruction takes you through the basics of plate and stone preparation, press operation, inking, and printing. Enjoy drawing and printing your own image with the potential of creating an edition of prints. There will be no open studio time except during your extended class hours.

**PRINTMAKING AT HOME**

Deborah Mattson

Online w/ Zoom Pro
Mondays, June 7–July 26 (785)
6:30–8:30 pm | 8 weeks
OR
Thursdays, June 10–July 29 (786)
1–3 pm | 8 weeks
\$140 | Members: \$120

Learn a variety of printmaking techniques that can be done at home using supplies you may already have at hand. Projects will include stamping, eraser carving, gel plates, and kitchen lithography. Have fun using your printmaking skills to enhance all kinds of surfaces! You will be sent a supply list when you register for the class.

**GYOTAKU (FISH PRINTING) (787)**

Deborah Mattson, Print Studio
Saturday, June 12, 1–5 pm
\$70 | Members \$50

Gyotaku is the centuries-old printmaking technique used by Japanese fishermen to record the exact details of their trophy fish. Learn how to make your own prints using the Print Studio's collection of cast rubber gyotaku fish. Contemporary artists use this printmaking method to create prints of three-dimensional objects like shoes and even automobiles. Have fun experimenting with this technique, as well as recording your own fish specimens.

**INTAGLIO WITH DISCARDABLES (788)**

Deborah Mattson, Print Studio
Saturday, July 10, 10 am–4 pm
\$85 | Members \$65

Learn the intaglio drypoint technique to engrave your own images on waxed cardboard, Tetrapak and plastic food cartons, which you can then use to print a small edition of prints, some greeting cards or both. You will learn how to properly incise the plate, how to print on one of our etching presses, and how to print them at home without a press. Bring a small image (simple drawing or photo, approximately 3" x 3") to trace. This is a fun and easy way to learn intaglio printmaking!

GEL PLATE PRINTMAKING (789)

Debbi Kreps, Print Studio
Thursdays, July 1–15
5:30–9 pm | 3 weeks
\$120 | Members \$100

Gel plate printmaking is a fun and fast-paced way to explore color and texture through monoprints. In this class you will learn the basics of gel plates, and then move on to explore the use of stencils, layers, and textures. You can use your designs to make decorative papers, stationery, fine art, and more!

BLOCK PRINTING ON FABRIC (790)

Lauren Cummings, Print Studio
Thursdays, June 10 & 17
6:30–9 pm | 2 days
\$105 | Members \$85

Take your favorite designs off the wall and put them on something we can use every day. Learn the art of carving stamps for block printing on fabric. Bring in a few photos/drawings with simple shapes and designs that would fit on a 4" x 6" block. Templates will be provided to choose from if you can't decide. Everyone will take home their unique stamp, practice fabrics, and a freshly printed tea towel.

JOURNAL MAKING (791)

Lauren Cummings, Print Studio
Thursdays, July 22 & 29
6:30–9 pm | 2 days
\$80 | Members \$60

You will learn how to make your own custom sketchbooks! Learn some simple stitches that hold your pages together, print customized covers of your own designs, and stitch the pages together with the cover. With this knowledge you can customize your sketchbook to meet your own creative needs.

Sculpture

ONE-ON-ONE CRITIQUE IN SCULPTURE

(420) 15 minutes - \$15 | (421) 30 minutes - \$30

Our interactive online sessions offer an opportunity to work with professional artist, Brent Harris who will help you with your creative needs. Whether it's seeking creative input to get out of a rut, analyze your work and improving technique, or decide how to move your sculpture to the next level, these critiques can offer new insight and help you grow as an artist. During the session photos of your work or actual work can be viewed to engage discussion in topics such as troubleshooting technical skills (welding technique, finishing), design ideas, build a portfolio, market yourself as an artist, create a home workspace and work from home with limited resources and still be creative?



CERAMIC SCULPTURE GARDEN ART (400)

Anna Ill, Online w/ Zoom Pro
Wednesdays, June 9–July 28
2–3:30 pm | 8 weeks
\$115 | Members: \$95

Animals, lanterns, sculptures—these bring new dimensions to a garden. This instructor will guide you through the processes of imagining, planning and creating a ceramic sculpture to enhance your garden. Begin by focusing on examples and ideas. Then move to designing, composing, detailing and finishing the ceramic garden sculpture that will light the spirit of your landscape for seasons to come. Discussion and reflection will serve to encourage future projects. Participants are responsible for their own clay and firing.

EXPLORING MATERIALS IN SCULPTURE (401)

Jonathan Sacha, Studio 1
Saturdays June 12–July 31
12:30–3 pm | 8 weeks
\$200 | Members: \$180

Designed for those who want to develop skills and understanding while embarking in the world of sculpture. Explore a variety of ways to interact in three dimensions including mold making, welding, design, clay sculpture, and metal casting. This class is open to beginners or to anyone looking to expand their skills in the dynamic world of sculpture.

INTRODUCTION TO WELDING AND METAL FABRICATION (402)

Brent Harris, Studio 1
Thursday, June 10–July 29
6:30–9 pm | 8 weeks
\$200 | Members: \$180

In this class students will be introduced to the equipment and processes for designing, welding and fabricating a sculpture in steel. Some metals will be supplied; students may need to purchase or collect additional steel. Bring leather gloves, and a long sleeve shirt. Wear long pants and closed toed shoes and to the first class.

ADVANCED MIXED MEDIA/ FABRICATION (403)

Brent Harris Studio 1
Mondays, June 7–July 26
10 am–12:30 pm | 8 weeks
\$200 | Members: \$180

Prerequisite: Beginning welding or instructor approval

Learn to combine different materials such as steel, wood, stone as well as found and cast objects to create successful mixed-media sculptures. Advanced metal fabrication techniques will be taught. Students are encouraged to think creatively. Class discussion and student critiques will help develop new ways of thinking.

BRONZE FOUNDRY 2: THE POUR (404)

Mike Pixley, Studio 1
Wednesdays, June 9–July 28
6:30–9 pm | 8 weeks
\$215 | Members: \$195

Explore the ancient art of bronze casting. In this two-part class, students will participate in the bronze pour of the pieces that they began in the spring and learn to clean up, chase and patina their bronze pieces. This is an excellent class for anyone who has ever been curious about bronze as a medium and wants to push their art to the next level.

WELDED METAL SCULPTURE/ INDEPENDENT STUDY (405)

Eric Pott, Studio 1
Tuesdays June 8–July 27
6:30–9 pm | 8 weeks
\$200 | Members: \$180

Prerequisite: Permission of the instructor is required.

This class is for the self-directed student who wants to expand their skill sets and enhance their abilities in metal sculpture. Students must be familiar with the safe use and operation of the equipment in the studio. Students will provide their own approved material. Problem solving and techniques will be the focus of the class.

Wellness

YOGA (600)

Patra Ryder, Auditorium
Tuesdays, June 8–July 27
5:15–6:15 pm | 8 weeks
\$70 | Members: \$50

Patra's yoga class will be an eclectic style of yoga designed for all levels. She will guide you through your practice with flow movements; static poses, breathing techniques, and meditative relaxation. Yoga helps with flexibility, strength, and often can help with metabolic functions. Wear comfortable clothes and bring a yoga mat. Enjoy Petra's 15 years of yoga teaching experience. Gallery admission for twelve weeks is included.

Tuition for the children's and teen classes has been reduced through the generosity of John and Rosemary Brown. Appropriate age and grade strictly enforced. All materials are provided.

Grades 1–3

ART EXPRESSION (174)

Stephanie Teegardin, Studio 2
Saturdays, June 12–July 31
9:30–11 am | 8 weeks
\$120 | Members: \$100

Experience a fun introduction to the wonderful world of art for the naturally curious and creative young artist. Children will experience the styles and techniques used by artists, learn art vocabulary and develop art-making skills through discussion and hands-on activities with a variety of media for drawing, painting, printmaking, sculpture, ceramics, fibers and more! The class can be repeated as each term provides new and challenging lessons for skill development and creative exploration.

ALL ABOUT CLAY (175)

Sara Rio, Studio 7
Saturdays, June 12–July 31
9:30–11 am | 8 weeks
\$125 | Members: \$105

Get your hands dirty in this class while creating special works of art in clay. Try your hand at slab construction, coil building, drape molding, and more.

Grades 4–6

THE ART OF DRAWING (176)

Al Harris, Studio 4
Saturdays, June 12–July 31
9:30–11 am | 8 weeks
\$120 | Members: \$100

While continually building on the concept of seeing as the most important tool for drawing, this class will explore the elements of drawing through a variety of media. Each class will be devoted to a deeper understanding of drawing techniques.

CLAY ON THE WHEEL (177)

L. Merkel, Studio 5
Saturdays, June 12–July 31
9–11:30 am | 8 weeks
\$125 | Members: \$105

Students will spend time learning to center the clay on the potter's wheel, open the ball, and form bowls, cups and vases. Hand-building techniques will also be pursued. Pieces will be decorated using slips and high and low-fired glazes. Students should wear old clothing.

Middle & High School

DRAWING AND PAINTING (178)

David Yeider, Studio 6
Saturdays, June 12–July 31
10 am–12:30 pm | 8 weeks
\$155 | Members: \$135

One-on-one instruction will be provided with an emphasis on the exploration of visual culture through drawing and painting mediums and subject matter. Students will be encouraged to create artwork that brings out their unique talent and creativity.

PHOTOGRAPHY (179)

Trevor Grabill, Photography Studio
Saturdays, June 12–July 31
9:30 am–12 pm | 8 weeks
\$155 | Members: \$135

Beginning students shoot, develop, and print film photos in the KIA's well-equipped traditional darkroom, mastering the basics of photography's history, as well as fundamentals of composition and design. Cameras and film are provided. Additional instruction in digital photography and editing is available on request. Experienced students have access to in-depth instruction, one-on-one critiques, portfolio building, and access to darkroom open studio.

CLAY ON THE WHEEL (180)

L. Merkel, Studio 5
Saturdays, June 12–July 31
12–2:30 pm | 8 weeks
\$160 | Members: \$140

Students will learn to create vessels on the potter's wheel through demonstrations of basic skills and a variety of techniques. Students may also pursue hand building. Slips and high-and low-fired glazes will be used.

TEEN ART NIGHT (181)

Hannah Mabie
Online w/ Zoom Pro
Fridays, June 18–July 16
8–10 pm | 5 weeks
\$95 | Members: \$75

Share what art you've made and what you're passionate about with other teens. Art tutorials based on finding your own self-expression every week. Learn different styles of creating and find your own voice in your work. All levels of experience are welcome.

COMICS, CARTOONS, AND MANGA (182)

Hannah Mabie
Online w/ Zoom Pro
Thursdays, June 17–July 15
3:30–5:30 pm | 5 weeks
\$95 | Members: \$75

Are you a cartoon watcher or an anime lover? Do you ever dream about creating your own characters and stories? Then this is the class for you! In each session we will go over different types of drawing and inking techniques, how to draw different types of cartoon/manga characters, design comics/storyboards, and write a storyline.

**HOW TO DRAW PORTRAITS AND FIGURES (183)**

Hannah Mabie

Online w/ Zoom Pro

Thursdays, June 17–July 8

12:30–2:30 pm | 4 weeks

\$80 | Members: \$60

Learn how to draw portraits and figures in proportion and perspective in this beginning/intermediate class. Each class we will go over different techniques that can be used to create stunning portraits and figure studies. You are welcome to bring pictures to class of figures/portraits that you would like to draw and receive personalized feedback and instruction.

**PORTFOLIO PREP (184)**

Hannah Mabie

Online w/ Zoom Pro

Thursdays, June 16–July 21

10 am–12:30 pm | 6 weeks

\$135 | Members: \$115

This art class is for students that are interested in a small, personalized class that focuses on creativity and self-expression as well as deepening your knowledge of art techniques and strengthening your visual art skills. Develop your unique style and create your art portfolio that can be used for placement into specialized visual arts high schools or colleges.

Children's Summer Art Camp

Art camps are a great way to help creative children express themselves. Each week the art campers start off with a clay project then explore 3-D and 2-D media with our teaching artists. Please be sure to enroll your child in the grade level he or she will be entering in the fall.

Appropriate age and grade strictly enforced.

We are very excited for summer camps this year and the safety of our Art Campers and Faculty is our priority. We have greatly reduced the number of campers per session and each campers guardian will be required to complete a health form at check in. Emergency contact forms will be required to be completed online before the first day of camp. Thank you for helping to make this a fun and safe experience.

Grades 1–5

Full day, one week

\$270 | Members: \$250

This Art Camp schedule is designed for a full day's experience. Each session is one week, Monday through Friday, 9 am to 4 pm, with a supervised one-hour lunch period.

ART CAMP #1 (013)

June 14–June 18

9 am–4 pm

ART CAMP #2 (014)

June 28–July 2

9 am–4 pm

ART CAMP #3 (015)

July 12–July 16

9 am–4 pm

ART CAMP #4 (016)

July 26–July 30

9 am–4 pm

Young Artists Multi-Media Art Camp

Ages 11–16

Full day, one week

\$285 | Members: \$265

This camp will provide a unique opportunity for young artists to work with a variety of mediums. The session is one week, Monday through Friday, from 9 am to 4 pm with supervised lunch.

June 21–25

9 am–4 pm (090)

July 19–23

9 am–4 pm (091)

KALAMAZOO INSTITUTE OF ARTS

314 South Park Street | Kalamazoo, MI 49007

NON-PROFIT
ORG.
U.S. POSTAGE
PAID
KALAMAZOO, MI
PERMIT No. 313



70th Annual Arts Fair Goes VIRTUAL

[OPEN NOW \(PAGE 8\)](#)

