

WINTER 2020

KALAMAZOO INSTITUTE OF ARTS

Sightlines

SCHEDULE OF WINTER ART CLASSES



Our season of successful major exhibitions continues. *Black Refractions: Highlights from The Studio Museum in Harlem*, *Resilience: African American Artists as Agents of Change*, and *Where We Stand: Black Artists in Southwest Michigan* have served to build knowledge and unity in our region through various collaborations and record attendance. I hope you'll experience these exhibitions before they close on December 8.

We are delighted to bring you *David Park: A Retrospective*, opening December 20. Few artists have been more influential in American figurative painting than David Park. A master of color and composition, he brought incredible energy and insights to mundane, often overlooked, moments of everyday life. He was a professor at the California School of Fine Arts (now the San Francisco Art Institute) and influenced American luminaries including Richard Diebenkorn, Elmer Bischoff, and Manuel Neri.

The first retrospective of his work in 30 years, *David Park: A Retrospective* unites works from public and private collections and represents a rare opportunity for the museum and our community. The show reveals many aesthetic transitions over Park's long career. We hope visitors will leave with a new appreciation for the life one of America's most interesting painters.

Organized by Janet Bishop, Thomas Weisel Family Curator of Painting and Sculpture at the San Francisco Museum of Modern Art, the exhibition will travel to SFMOMA after its presentation in Kalamazoo.



We enjoyed hosting a “ladies power lunch” in September at the Park Club when special guests from The Studio Museum in Harlem and the American Federation of Arts visited for our *Black Refractions* opening weekend.

Clockwise from bottom left: Betty Upjohn Mason, Belinda Tate, Annie Henn, Lyn Kitchens, Michelle Tombro Tracy, Lisa Rodriguez, Denise Lisiecki, Denise Crawford, Rehema Barber, Margery King (AFA), Pauline Willis (AFA), and Diane Robertson. In the center, next to Belinda: exhibition curator Connie Choi from the Studio Museum.

On December 20, we will welcome Ms. Bishop, and have invited gallerists Francis Mill and Michael Hackett, and members of David Park's family for a special opening reception—which will also celebrate the opening of our biannual *Kirk Newman Art School Faculty Review*.

I am delighted to welcome new members to our board of directors: Lora Painter, news broadcaster with WWMT; Caroline Pavone, Senior Associate at Signature Associates; Philip Repp, Dean Emeritus at R. Wayne Estopinal College of Architecture and Planning, Ball State University; Robb Smalldon, President of Landscape Forms; and Dr. L. Marshall Washington, President of Kalamazoo Valley Community College. We also look forward to working with new Art League President Karen Matson and new KIA Docent President Paula Shelhamer.

Our upcoming slate of classes and educational programs is as robust as ever. However, what truly makes the KIA great is you, our members and friends. I am grateful for your support and hope to see you at the KIA soon.

On the cover:

David Park, *Kids on Bikes*, 1950; Myron Kunin Collection; ©Estate of David Park; courtesy Natalie Park Schutz, Helen Park Bigelow, and Hackett Mill, San Francisco

KALAMAZOO INSTITUTE OF ARTS
314 S. Park Street
Kalamazoo, MI 49007
269/349-7775
museum@kiarts.org

Executive Director
Belinda A. Tate

2019-2020 Board of Directors
Executive Committee
Priscilla Pedraza, *President*
Jack Michael, *First Vice President*
Perry Wolfe, *Treasurer*
Lori Knapp, *Secretary*
Ron Kitchens, *Past President*

Board Members
Danielle Mason Anderson, Susan Bowers, Jeanne Grubb, Daniel Guyette, Marissa Harrington, Kevin Jawahir, Sarah Parfet Jbara, Ron Kitchens, Lori Knapp, Karen Matson, Amy McClain, Jack Michael, Peggy Napier, Mike Ouding, Lora Painter, William U. Parfet, Caroline Pavone, Priscilla Pedraza, Sabrina Pritchett-Evans, Philip Repp, Paula Shelhamer, Robb Smalldon, David M. Thoms, Michelle Tombro Tracy, Ashley VanEk-TenBrink, Dr. L. Marshall Washington, Jamie Williams, Perry Wolfe

Publication of *Sightlines* is supported by:





Welcome to our new post-baccalaureate residents to the art school. From left: Addie Baier (ceramics), S. Andrasi Howie (sculpture), Victoria Marcetti (fiber), Danqi Cai (printmaking), Ian Middleton (jewelry), Hayleigh Alamo (ceramics), Nigel Taylor (photography), and Heather Briggs (photography).



The Peoples' Choice Award winner in the West Michigan Area Show was Ottawa County photographer Robert DeJonge for his digital image, *Cathedral*. Sponsored by the Arts Council of Greater Kalamazoo, the \$750 award was presented by ACGK Director Kristen Chesak. Look for the 2020 Area Show to open for submissions by January.



We're happy to welcome our new ceramic studio tech, Julia Whitney Brown, who comes to us from Nashville, TN, where she founded a nonprofit studio arts program employing adults with intellectual disability and hosting community education clay arts classes. She has a BFA and a BS in education from Southern Illinois University and has worked for clay artists around the country, including Karen Karnes of Black Mountain College in North Carolina, and as studio tech at The Clay Lady's campus in Nashville. Julia will also be teaching ceramics classes this winter.

We celebrated the opening of our fall suite of exhibitions the weekend of September 12-15, with a curator talk, an opening reception, and family fun days on Saturday and Sunday. With record attendance that weekend and ever since, it's possible you've already visited these shows. Many have said that it'll take more than one visit to soak up our full-museum takeover of art by Black artists. Bring a friend next time, and if you haven't visited yet, be sure to do so before the exhibitions close on December 8.





Celebrate Museum Store Sunday on December 1

Kick off your holiday shopping and support the KIA Gallery Shop this year on Museum Store Sunday, December 1, 12-5 pm. Shoppers who spend \$50 will receive a complimentary Museum Store Sunday tote, while supplies last. This third annual designated shopping day is organized by the Museum Store Association along with hundreds of museums worldwide. **KIA members will receive an additional 10% off purchases over \$10.**



“Museum Store Sunday gives people a chance to support the KIA and all we do, while finding unique holiday gifts,” says Gallery Shop Manager Karyn Juergens. “You’ll have a great, relaxed shopping experience and help sustain the KIA.”

Come see what is new throughout the shop and discover the most unique items for all your gift giving as you support the KIA on this special shopping day.

**In other shop news ...
The Gallery Shop will again
be open Mondays in December.
Hours: 10 am–5 pm
December 2, 9, 16, and 23.**

**Member Double Discount Days
return Tuesday–Saturday,
November 19–23.**

**Vision and Visibility:
Diversity, Inclusion, Contemporary Art, and Culture
A KIA SYMPOSIUM
Saturday, November 9, 2019**

Join us for a creative symposium to examine the evolving visual language and national discourse around artists of color as advanced by collectors, artists, and arts institutions. Learn about artists who make visible the overlooked aspects of visual narratives that are all around us. Help us activate an important exchange of ideas between national and regional artists, art advocates, and curators who can speak to the arts in Kalamazoo, the region, and beyond.

We’ll convene at 9:30 am for a continental breakfast, followed by a welcome by Belinda Tate, and tours of our fall exhibitions. Lunch and conversation will focus on “Access for Artists of Color in Museums.” The first afternoon panel will be a moderated discussion, “Institutions Cultivating Change/Museums Making Space.” Collectors and museum professionals will discuss how museums are actively shifting their focus to diversify their collections and exhibitions to create space for more voices. With Stephanie James, Curator/Collection Educator at the Mott-Warsh Collection in Flint; George N’Namdi, Director, N’Namdi Center for Contemporary Art, Detroit; and KIA Executive Director Belinda Tate.

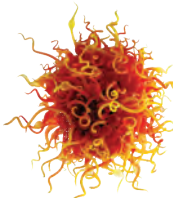
The 3:30 pm panel will be an “Artists Spotlight” for regional and national artists to speak about their practice and experiences as contemporary artists. With Samuel Levi Jones, Bethany Collins, and Al Lavergne, and moderated by KIA Chief Curator Rehema Barber.

Fees: \$65 before Nov. 4 (\$55 for KIA members), \$75 after Nov. 4 (\$65 for KIA members). Students pay \$25. Email questions to michelles@kiarts.org.



From left: Bethany Collins, Stephanie James, Samuel Levi Jones, Al Lavergne, and George N’Namdi

**Make Your End-of-Year Gift Today and
Make An Impact On Our Community**



The KIA contributes to the cultural vitality of Southwest Michigan. Your Annual Fund gift to the KIA helps families, friends, children, school groups, art lovers, and artists continue to make memories and engage with art. Individual support from donors like you, over and above your membership, keeps programs like Art Detectives, ARTbreak, and school tours free for everyone. Thank you for making Kalamazoo a great place to live, work, and raise families by giving them access to great art. The members of our volunteer Advancement Committee also want to remind you that you can make direct charitable contributions with your IRA’s required minimum distribution, and that your gift before December 31 may bring tax benefits. Check with your financial planner for details. To make an online gift to the Annual Fund, visit kiarts.org and click on the GIVE tab.



Arty the Art Detective's Summer Travels

This summer, Arty Mouse, Art Detective, blasted off into space... or rather, into seven local libraries. The KIA Education Team (including volunteers) brought a trio of works from its Study Collection, and guided young explorers in examining an artwork using Visual Thinking Strategies as we discussed both outer space and the concept of personal space and feelings.

Each session began with reading the storybook *Stars* by Ray and Frazee, and ended with creating a yarn star to which children were asked to attach a special memory. Some children decided to make very fluffy stars and said they would use them as pillows.



Save the date: Friday, December 20, 6-8 pm Opening reception for two exhibitions!



Above: David Park, *Rehearsal*, ca. 1949-50; Oakland Museum of California, gift of the Anonymous Donor Program of the American Federation of Arts; ©Estate of David Park; courtesy Natalie Park Schutz, Helen Park Bigelow, and Hackett Mill, San Francisco

Plan to join us in December to celebrate two new exhibitions: the *Kirk Newman Art School Faculty Review*, and *David Park: A Retrospective*. The *Faculty Review* will spotlight a range of new work by our artist-instructors in the school.

Organized by the San Francisco Museum of Modern Art, *David Park* features our treasured painting *Woman with Coffee Pot*. The exhibition will travel to SFMOMA after its presentation here. For our reception, we are inviting exhibition curator Janet Bishop, gallerists Francis Mill and Michael Hackett, and perhaps members of David Park's family as special guests.




Glass panorama by Mike Ouding



Team-building in the art school combines art-making with a respite from the workplace. We have helped teams from banks, small businesses, and corporations create a restorative retreat. Choose a medium like drawing, ceramics, or sculpture, and we will customize a half or full day just for you. Cater in breakfast or lunch, or add your own wrap-up mixer to make a great day for everyone. Email Denise at denisel@kiarts.org, or call 269/585-9268.



Love art? Love to help? Have fun and make new friends when you join our volunteer crew. We have an upcoming need for helpers during the Holiday Sale, Nov. 21-23, and throughout the year for event preparation and hospitality. We also have projects in development, marketing, or museum education if you would like to work on your own schedule. To learn more, email erinb@kiarts.org.



Create special memories when you have your event at the KIA. Did you know that the museum has become a destination of choice for weddings, proms, and anniversary, retirement, and business parties? You can choose your own caterer, and even include time in the galleries. Your guests will have a memorable time enjoying your party against the backdrop of our amazing art and beautiful building. For information, email Erin Beauprez at erinb@kiarts.org, or call (269) 585-9280.

Natural Forms: Contemporary Works by Japanese Women

October 26, 2019 – March 22, 2020



Aya Mori, *Chakra 1*, 2018, ceramic. Courtesy of Duane Reed Gallery

An exploration of contemporary ceramic works and works on paper, *Natural Forms: Contemporary Works by Japanese Women* pairs six permanent-collection works with a selection of ceramics from the prestigious Carol and Jeffrey Horvitz Collection and other private lenders. This exhibition examines contemporary Japanese ceramic making, while also demonstrating the technical and aesthetic innovations made by these artists. The selected works explore the influences of nature, advances in traditional ceramic making and humankind's ability (or inability) to impact our environments and even to create new projections of beauty.

The exhibition will reveal the diverse array of practices these women artists are continuing; the barriers they are breaking in their use of the medium; and even how they are expanding upon traditional techniques and subject matter to forge new ways of creating and thinking about ceramics as a medium and practice. Artists featured within this special presentation include Fukumoto Fuku, Ono Hakuko, Toko Shinoda, Suhama Tomoko, and Tokuda Yasokich IV among others. Special thanks to the Carol and Jeffrey Horvitz Collection, Dai Ichi Arts, and Duane Reed Gallery for their assistance with this exhibition. This exhibition is generously supported by the Joy Light East Asian Art Fund.

Kirk Newman Art School Faculty Review

December 20, 2019 – March 8, 2020

This biannual exhibition spotlights the talents of professional teaching artists from our stellar art school, who encourage and support the learning of their students when not creating their own artwork. The *Faculty Review* is an opportunity to see new works by longtime faculty members and by some of our newest instructors, and exemplifies our commitment to supporting local artists.

This presentation will be an opportunity for more than 40 award-winning artists to showcase the versatility and rigor of their own studio practices, along with their latest endeavors in ceramics, painting, jewelry, photography, sculpture, and other media.

Perhaps the *Faculty Review* might also inspire the inner artist in you to take advantage of opportunities in our community-based art school.

Save the date

Friday, December 20, 6-8 pm: Exhibition Opening Reception

Continuing through December 8, 2019

Glass vessel by Mike Ouding



Black Refractions:
Highlights from
The Studio Museum
in Harlem



Resilience:
African American
Artists As Agents
of Change



Where We Stand:
Black Artists in
Southwest Michigan




David Park,
*Woman with
Coffee Pot*, 1958,
oil on canvas.
Collection of the
Kalamazoo Institute
of Arts, Director's
Fund Purchase,
1968/9.88

David Park: A Retrospective

December 21, 2019 – March 15, 2020

We are proud to be the only venue in the Midwest to host *David Park: A Retrospective*, the first major exhibition in more than 30 years to present the work of the influential American artist. Organized by the San Francisco Museum of Modern Art (SFMOMA), the show presents nearly 100 paintings and drawings that span the artist's career from the 1930s to his death in 1960.



David Park, *Brush and Comb*, 1956; collection of Gretchen and John Berggruen; © Estate of David Park; courtesy Natalie Park Schutz, Helen Park Bigelow, and Hackett Mill, San Francisco

Called one of the most art-historically underrated artists of the mid-20th century by *The Wall Street Journal*, David Park is best known for his seminal role in the Bay Area Figurative Movement, which came about after the Second World War, when artists including Park, Richard Diebenkorn, and Elmer Bischoff rejected modern abstract art and reintroduced figurative subjects into their work.

Curated by Janet Bishop, Thomas Weisel Family Curator of Painting and Sculpture at SFMOMA, the exhibition illuminates the evolution of Park's colorful and energetic painting style: lush, paint-laden brushstrokes exploring everyday subject matter in portraits, landscapes, and interiors.

Raised in Boston and diagnosed in childhood with profound vision loss, Park moved from Boston to Los Angeles in 1928. Having just a year of formal art education, he was encouraged by famed modernist Henri Matisse at a lunch where he advised the assembled painters to talk less, paint more.

The core of the exhibition will be paintings from the 1950s, when Park reached his most dramatic and dynamic peak. Our own collection work from that time, *Woman with Coffee Pot* (1958), welcomed visitors as the exhibition's first painting at the Modern Art Museum of Fort Worth in June. *David Park: A Retrospective* will culminate with a series of gouaches and paper-based works made when the artist was too ill to create larger-scale work.

Save the date
Friday, December 20, 6-8 pm: Exhibition Opening Reception

“Abbott focused on creating a mood or atmosphere, rather than a realistic rendering..”

Many of Mary Abbott’s (1921-2019) figural paintings present her sitters with expressive and gestural brushstrokes using unexpected colors. In *Portrait of Elaine de Kooning*, Abbott depicts a fellow artist and close friend seated with an open book and cat on her lap. The chair she sits on is defined but barely detailed—just a few simple shapes of brown paint. Is she seated in an interior, in front of a large picture window, or outdoors in a garden? The overlapping forms of color that make up the abstracted background give viewers few clues as to her exact location.

Like many abstractionists and abstract expressionists of the 1940s and ‘50s, Abbott created a relationship between the central figure and the space they occupy, often grounding her figures in their settings. The figure and the background receive the same technical and stylistic treatment of broad, overlapping brush strokes heavy with paint. The unusual coloring of de Kooning’s skin shrouds her personality in mystery. As a painter whose career spans various styles of modern painting, Abbott focused on creating a mood or atmosphere, rather than a realistic rendering of a figure or scene. This image is somewhat flat and lacking in visual depth, leaving the viewer confronted with the figure starkly in the foreground. *Portrait of Elaine de Kooning* demonstrates Abbott’s skillful ability to combine the more traditional genre of portraiture with the more emotive and energetic work of expressionism.

In the 1940s, when this work was created, Abbott was in her twenties studying art in New York City at the Art Students League. There she met avant-garde artists who brought her into the heart of New York’s art scene. She became one of the few women members—alongside Elaine de Kooning—of the community’s elite Artist’s Club. Abbott stayed and worked in New York for decades. While art history may not regard her as prominently as some male abstract expressionists like Mark Rothko or Jackson Pollock, she experienced great success in New York, and has since been included in major publications about the movement and its women pioneers. In the 1950s, she had several exhibitions in the major New York City galleries and was included in an exhibition of contemporary work at the



Mary Abbott, *Portrait of Elaine de Kooning*, 1948, oil on canvas. Collection of the Kalamazoo Institute of Arts; Jim Bridenstine Acquisition Fund, 2019.1

Museum of Modern Art in 1956. During this same period, while traveling in Haiti, Abbott spent a significant amount of time painting works influenced by the country’s tropical setting. In the 1970s, the artist moved to teach painting at the University of Minnesota. Almost a decade later, she returned to New York to live and work. Prior to her death in August of 2019, Mary Abbott was still actively painting in the New England area.

This important recent acquisition demonstrates our renewed commitment to telling a more inclusive and equitable story of American art and artists.

Katherine Ransbottom
Associate Curator

Sources

- Dube, Wolf-Dietrich, and James Emmons. *Expressionists and Expressionism*. Genf: Skira, 1983.
- Leja, Michael. *Reframing Abstract Expressionism: Subjectivity and Painting in the 1940s*. New Haven: Yale University Press, 1997.
- McCormick, Thomas. *Her Work: Nine Artists of the New York School*. Chicago: TMG Projects, 2015.
- Sandler, Irving. *Women of Abstract Expressionism*. New Haven: Yale University Press, 2016.
- Selvin, Claire. “Mary Abbott, Postwar Painter of Beguiling Abstractions, Dead at 98.” ARTnews, September 13, 2019. <http://www.artnews.com/2019/09/10/mary-abbott-dead/>.

This quarter’s Collection Highlight is sponsored by



FREE FAMILY FUN



November 1 *Creative Stands for Justice: A Multimedia Curation of the Work of Southwest Michigan Black Artists* with DJ Disobedience. Find full details on page 11. (Please note, our exhibitions are family friendly, but this presentation may not be—please use your discretion.)

December 6 Enjoy a send-off party for the last weekend of *Black Refractions, Resilience, and Where We Stand*.

January 3 *No downtown Art Hop this month*



Art Detectives

For ages 4-8 with an adult
Free thanks to sponsor



**Saturday, November 16
12 – 1:30 pm**

(special time after the holiday parade)
We will read *Tar Beach* by Faith Ringgold, look at art in the exhibitions on view, and create a quilt-inspired project to take home.

No Art Detectives in December

Saturday, January 11, 10:30 am – 12 pm

Celebrate winter by looking at how different artists draw snow people. After visiting the galleries, create your own artistic snow person or creature. As always, Art Detectives is a free program designed to introduce young children to art and the museum, with the guidance and involvement of “their adult.”



KIA members are invited to join Art League. Dues are \$40 and entitle members to free lectures and discounts on trips and special events. Lectures are free for Art League members, \$10 for KIA members, \$12 for non-members, and \$3 for students

Wednesday, November 13, 10 am

Purged: The Art of Metamorphosis

Nancy J. Rodwan uses unwanted items cast off by family, friends, and acquaintances to create art. Her three-year Metamorphosis project involved “dismantling (the) purged items, transforming them into art, and photographing the before and after pieces.”

The project connected Rodman to the objects and their donors in interesting ways, and resulted in a “provocative meditation on Americans’ relationships with their stuff.” Meet Nancy J. Rodman in November for a lively talk and find out why she says, “Metamorphosis fascinates me.”




IN THE ART LIBRARY

Free Book Discussions

Wednesday, November 13, 2 pm

Harlem Is Nowhere: A Journey to the Mecca of Black America by Sharifa Rhodes-Pitts

Explore the myth and meaning of Harlem’s legacy as a thriving center of cultural achievement and political action. Combining official history and the personal Harlem at her front door, Rhodes-Pitts introduces us to a wide variety of characters, past and present. At the heart of their stories, and her own, is the hope carried over many generations that Harlem would be the ground from which Blacks fully entered America’s democracy. Discussion leader: **Jo Ann Mundy**.



Wednesday, December 18, 2 pm

The narrator of Optic Nerve, by Maria Gainza

The narrator of *Optic Nerve*, by Maria Gainza, is an Argentinian woman obsessed with art. Her life is the story of the paintings and painters who matter to her. Her intimate, digressive voice guides us through a gallery of moments that have touched her. Discussion leader: **Rehema Barber**.



Wednesday, January 15, 2 pm, free

So Much Longing, So Little Space: The Art of Edvard Munch by Karl Ove Knausgaard

Bringing together art history, biography, and memoir, Knausgaard tells a passionate, freewheeling, and pensive story about one of history’s most significant painters. Discussion leader: **Denise Lisiecki**.



Wednesday, December 11, 10 am

Isabelle de Borchgrave: Fashioning Art from Paper

Frank Verpoorten has curated exhibitions from Brussels, Belgium, to Naples, Florida. He is the outgoing Director and Chief Curator of the Baker Museum, where he facilitated an exhibition of Isabelle de Borchgrave’s meticulously crafted paper costumes, which have been featured in exhibitions around the world. Her fascination was sparked by a visit to the Metropolitan Museum of Art 25 years ago, where she became inspired by the historic costumes on display. A reception will follow, and Art League’s annual Holiday Lunch that day is open to members by reservation and pre-payment of \$25/person. *Details to be posted at KalamazooArtLeague.org.*



ARTbreak

Tuesdays at noon, free.



November 5 Talk
Michigan Festival of Sacred Music
Connecting Chords Music Festival

Elizabeth C. Teviotdale, PhD, assistant director of WMU's Medieval Institute, will talk about *Jerusalem 1000–1400*, to be performed by vocal

ensemble Schola Antiqua as part of this year's Connecting Chords Music Festival. Executive Director of the Michigan Festival of Sacred Music Elizabeth Start will highlight 2019 Festival events.

November 12 Talk
Co-Building a Creative Justice Movement:
Fire's First Decade

Michelle S. Johnson, PhD, co-founder and former Executive Director of Fire Historical and Cultural Arts Collaborative, will talk about the organization's Creative Justice model of working with youth and the arts, and about the many artists who have emerged from Fire.



November 19 Talk
Long-time Kalamazoo Residents:
A Conversation at the KIA

Von Washington Jr., Executive Director of Community Relations for The Kalamazoo Promise, will moderate a conversation among Robyn Robinson, former deputy at the Kalamazoo Sheriff's Office; Moses Walker,

former Executive Director of the Douglas Community Association; and Harvey Myers, retired Pfizer chemist and KIA docent. They will discuss our community in relation to the themes in **Resilience: African American Artists As Agents of Change**, speaking about history, justice, peace, family, and the arts.

November 26 Video
Black Is the Color: African American Artists
and Segregation

Art historians, gallery owners, and contemporary artists examine key movements in the history of Black visual art from the 19th century to the present, placing the art and the artists in the larger social context of contemporary America.



December 3 Talk
Resilience: African American Artists
As Agents of Change

Executive Director Belinda Tate will discuss curating this important exhibition featuring our growing collection of more than 100 masterly works by Black artists, which demonstrates

the museum's 95-year history and commitment to collecting influential and diverse art. Tate will give an overview of the exhibition and speak about some of the museum's newest acquisitions.



December 10 Talk
Paul Solomon on Paul Robeson

The internationally beloved singer and actor Paul Robeson graduated from Rutgers University in 1919, with letters in 12 sports and an All-American in football. A multi-talented pioneer who sold out Carnegie Hall and theaters on three continents, Robeson was a champion of human rights, and arguably the most persecuted celebrity of the McCarthy era. Hear the story from WMU art professor Paul Solomon.

December 17 Talk
I Finally Saw the Italian Renaissance
Theatres (and Their Silent Ghost Audiences)

Kalamazoo College Emeritus Professor of Theatre Arts Ed Menta discusses the living presence that inhabits Italian performance spaces, frequently through statues and paintings of historical and mythical figures, but also in the very architecture of the theatres.



December 24 & 31 – No ARTbreak

January 7 Talk
The Photosynthesis Project

Sculptor and art school instructor Anna III, featured in this year's *Kirk Newman Art School Faculty Review*, will describe her journey in *The Photosynthesis Project*, a collaborative regional invitational for artists and writers. Anna believes the creative process is fed by evocative ideas, and she has been intrigued by the theme of photosynthesis in her recent ceramic sculptural work.



January 14 Video
Craft in America: California

In honor of Bay Area artist David Park, learn about contemporary craft heritage traditions and innovations originating in California. Featuring Pomo basket weaver Corine Pearce, silversmith Randy Stromsoe, the Arts and Crafts architecture of Greene & Greene, stained glass artists at Judson Studios, cabinet makers James and Jack Ipekjian, and textile artist Deborah Cross.



January 21 Talk
Life, Love and the Art of Emotion

Photographer and jeweler Amelia Falk, featured in this year's *Kirk Newman Art School Faculty Review*, will speak about the journey that led her to discover her love of art, how motherhood has changed her vision, and the messages she finds everywhere.




January 28 Talk
Dr. Cindy Todd, Kendall College of Art & Design

Named the 2019 National Art Educator of the Year, Dr. Cindy Todd is the Chair of Art Education at Kendall College of Art & Design. Learn about her work in education and her role as a key designer for the Grand Rapids Museum School, a \$10,000,000 Super School grant winner.



Evening Programs



Art Hop: November 1, 5-8 pm, free
Creative Stands for Justice:
A Multimedia Curation of the Work of Southwest Michigan Black Artists
 DJ Disobedience, aka Michelle S. Johnson, PhD, debuts a performance of spoken word, videography, digital images, and live and recorded music as an intersection through the works of regional Black artists who engage issues of social justice and

violence against Black bodies, place, history, autonomy, and joy. Featured artists include Tirrea Billings, Verndeana Branson, Darien Burress, DC, Anthony Fitzpatrick, Darius Gardner, Kyd Kane, Denise Miller, and Alfield Reeves as well as select images from the *Black Refractions* exhibition.



UNREELED: FILM AT THE KIA

Thursday, November 14, 6:30 pm
 5:30 Reception

Where We Stand: Black Artists in Southwest Michigan Documentary

This evening we will premiere a documentary about the artists in the KIA-organized exhibition *Where We Stand*. Each of the nine artists was filmed on

site in their studio over the summer of 2019. The artists and filmmaker Maya Wanner will be on hand for a Q&A after the film. A 5:30 reception organized by the Black Arts and Cultural Center will precede the screening. Sponsored by WMUK.

UNREELED: FILM AT THE KIA



Thursday, December 12, 6:30 pm
The i Series and Other Shorts by Darius

Darius will share a selection of his short films, including his *i Series*—an anthology of 60-to-90-second single-take films focusing on self-reflection. In addition, filmmaker Steven Cole will be showcasing his film

Please Breathe. Both filmmakers will be in

attendance for a discussion following the screenings.

UNREELED: FILM AT THE KIA



Thursday, January 23, 6:30 pm
Recent Work by Kelly Wittenberg

In her award-winning film, *Representative*, local filmmaker Kelly Wittenberg shares the story of her relationship with her father to comment on current events. In her second film, *A Hole in the Ground*, she reveals how the personal is political by weaving together family stories from female ancestors.

Friday, January 31, 6:30 pm
Date Night at the Museum with admission

CHILD CARE OFFERED!

The KIA and Wellspring/Cori Terry & Dancers are collaborating in celebration of the figurative artwork of David Park. Watch dancers be inspired by the colorful, large-scale paintings. Snacks and cash bar provided. Unable to book a sitter? Academy dancers will be available to occupy your kids during this adults-only date night! First come, first served, for ages 3+, limit 30 kids.



David Park, *Woman with Coffee Pot*, 1958, oil on canvas. Collection of the Kalamazoo Institute of Arts, Director's Fund Purchase, 1968/9.88

Get the Picture

Thursday, January 16, 12 pm

Join Director of Museum Education **Michelle Stempien** for an in-depth discussion and exploration of David Park's masterwork *Woman with Coffee Pot*, on view in *David Park: A Retrospective*.

Save the dates

2020 West Michigan Area Show

Submissions open in December for next year's *West Michigan Area Show*. This highly anticipated annual exhibition is juried by a guest artist (tbd), who selects up to 100 works by Southwest Michigan artists from a 14-county area. Prizes in 2018 approached \$7,000. Submissions close in February, with the exhibition opening reception set for Thursday, April 9. The exhibition will continue through July 12.

2020 High School Area Show

Submissions open January 31 for the 2020 High School Area Show. This is the first opportunity for many student artists to participate in a juried exhibition. With acceptance comes the chance to compete for scholarships and cash awards. Submissions close on Sunday, March 8, and the exhibition opening reception and awards ceremony will be Thursday, April 23, 5:30-7:30 pm. The exhibition continues through May 24.

Weekly Sunday tours are back!

Every Sunday at 2 pm, included with admission. Check the event calendar on kiarts.org for tour topics. Meet the docent in the lobby and enjoy a great introduction to the exciting exhibitions currently on view.

Sponsored by



KIA CALENDAR AT A GLANCE

BLACK With admission BLUE Free ORANGE Exhibition openings & closings GREEN School offerings, registration required, fees apply
Full descriptions of all these events are found elsewhere in this issue.

NOVEMBER

- 1 FRIDAY 5-8 PM Art Hop
- 9 SATURDAY Leather for Jewelers
- 3 SUNDAY 2 PM Tour
- 5 TUESDAY 12 PM ARTbreak Talk
- 9 SATURDAY Parent & Child Glass Holiday Ornaments
- 9 SATURDAY Wrapping Paper Printmaking
- 10 SUNDAY 2 PM Tour
- 11 Member Registration for Winter Classes
- 12 TUESDAY 12 PM ARTbreak Talk
- 13 WEDNESDAY 10 AM Art League Lecture
- 13 WEDNESDAY 2 PM Book Discussion
- 14 THURSDAY 6:30 PM Unreeled: Film at the KIA
- 15 FRIDAY Greeting-Card Printmaking
- 16 SATURDAY 12PM SPECIAL TIME Art Detectives
- 16 SATURDAY Intro to Hydraulic Press Jewelry Workshop
- 17 SUNDAY 2 PM Tour
- 18 Open Registration for Winter Classes
- 19 TUESDAY 12 PM ARTbreak Talk
- 21-23 HOLIDAY SALE:**
 THURSDAY 5-8 PM Member Night
 FRIDAY 5-8 PM Shopping & cash bar
 SATURDAY 9 AM-3 PM Coffee & shopping
- 24 SUNDAY 2 PM Tour
- 25 MONDAY Holiday Wreath Design
- 26 TUESDAY 12 PM ARTbreak Video

DECEMBER

- 1 SUNDAY 2 PM Tour
- 3 TUESDAY 12 PM ARTbreak Talk
- 3 TUESDAY 5 PM Scholarship applications due for Winter classes
- 6 FRIDAY 5-8 PM Art Hop
- 8 SUNDAY Exhibitions Closing:**
 --Black Refractions: Highlights from The Studio Museum in Harlem
 --Resilience: African American Artists As Agents of Change
 --Where We Stand: Black Artists in Southwest Michigan
- 8 SUNDAY 2 PM Tour
- 10 TUESDAY 12 PM ARTbreak Talk
- 11 WEDNESDAY 10 AM Art League Lecture
- 12 THURSDAY 6:30 PM Unreeled: Film at the KIA
- 15 SUNDAY 2 PM Tour
- 17 TUESDAY 12 PM ARTbreak Talk
- 18 WEDNESDAY 2 PM Book Discussion
- 20 FRIDAY 6-8 PM Exhibitions Opening Reception:**
 --David Park: A Retrospective
 --Kirk Newman Art School Faculty Review
- 22 SUNDAY 2 PM Tour
- 24 TUESDAY No ARTbreak
- 29 SUNDAY 2 PM Tour
- 31 TUESDAY No ARTbreak

JANUARY

- 3 FRIDAY NO JANUARY ART HOP
- 5 SUNDAY 2 PM Tour
- 7 TUESDAY 12 PM ARTbreak Talk
- 11 SATURDAY 10:30 AM Art Detectives
- 12 SUNDAY 2 PM Tour
- 14 TUESDAY 12 PM ARTbreak Video
- 15 WEDNESDAY 2 PM Book Discussion
- 16 THURSDAY 12 PM Get the Picture!
- 19 SUNDAY 2 PM Tour
- 21 TUESDAY 12 PM ARTbreak Talk
- 23 THURSDAY 6:30 PM Unreeled: Film at the KIA
- 25 SATURDAY Vintage Photo & Embroidery
- 25 SATURDAY Screenprinting Pet Portraits
- 26 SUNDAY Watercolor Experience
- 26 SUNDAY 2 PM Tour
- 28 TUESDAY 12 PM ARTbreak Talk
- 31 FRIDAY 6:30 PM Date Night at the Museum

NOVEMBER WORKSHOPS STILL TO COME

- ◆ Saturday, November 2: Leather for Jewelers
- ◆ Saturday, November 9: Wrapping Paper Printmaking ◆ Saturday, November 9: Adult+Child Glass Ornaments
- ◆ Friday, November 15: Greeting Card Printmaking ◆ Saturday, November 16: Intro to the Hydraulic Press for Jewelers
- ◆ Monday, November 25: Holiday Wreath Design

Winter Calendar

Winter scholarships due December 3, and are available online at kiarts.org, at the front desk, and in the school office. Summer scholarships due May 5. Free museum admission and open studio time throughout the term included in tuition.

Member registration for winter classes begins November 11	Open registration for winter classes begins November 18	Adult classes start January 6, 2020 Youth classes start Saturday, January 11	Member registration for spring & summer classes begins Feb. 3	Open registration for spring & summer classes Feb. 10	Hands-on Event Friday, March 6	Children's Spring scholarship applications due March 17	Spring Break Art Camp April 6-10
---	---	---	---	---	-----------------------------------	---	-------------------------------------

DRAWING/PAINTING

Drawing Basics

TWO SECTIONS

Michael Parr (920)

Wednesdays, January 8 - March 25
6:30 - 9 pm/12 weeks, Studio 4

David Yeider (921)

Thursdays, January 9 - March 26
1 - 3:30 pm/12 weeks, Studio 4

\$235/Members: \$215

Drawing from observation is a skill that can be learned. Acquire a variety of techniques for "sizing-up" proportions, and showing volume and depth. Experienced teaching professionals will provide a supportive, encouraging environment. Bring an 18" x 24" sketch or drawing pad, 6B, 4B, 2B, H or F, 2H and 4H pencils, kneaded and vinyl (plastic) erasers to the first class. Instructor's website: michaelparrstudio.com.

Drawing Basics II (922)

David Yeider, Studio 4

Tuesdays, January 7 - March 24
1:15 - 3:45 pm/12 weeks

\$235/Members: \$215

Prerequisite: Beginning Drawing or equivalent
Experience expressive communication using fundamental skills to explore visual interpretation with an emphasis on variety and innovation. An array of media will be examined each class session with a variety of subject matter. Study mark-making, compositional plotting, planar value, light and shadow analysis, and further investigate the principles and elements of art and design.

Dynamic Portrait Drawing (923)

Angela Martin, Studio 4

Thursdays, January 9 - February 27
6:30 - 9 pm/8 weeks

\$200/Members: \$180

Prerequisite: Beginning Drawing/equivalent

An introduction to portraiture with step-by-step guidance will help to develop each feature of the head. Emphasis will be on capturing depth and likeness of each feature and basic anatomical structure of the human head. Dry media will be used including charcoal, graphite and oil stick.

Oil Pastel (924)

Mary Kenney, Studio 4

Tuesdays, January 7 - February 11

6:30 - 9 pm/6 weeks

\$155/Members: \$135

Prerequisite: Beginning Drawing/equivalent

Explore this unusual medium that is not quite oil paint, not quite traditional pastel, and not quite crayon. As you draw from life and reproductions, you'll study color application, blending, and value development, and learn to manipulate oil pastels to produce results that can range from precise to expressive, depending on your individual style. Supply list is online and in the school office.

Open Modeling (925)

Tuesdays, January 7 - March 24

6:30 - 9 pm/12 weeks, Studio 6

\$145/Members: \$125

Live models will pose for students and professionals. Students must be 18 or have written parental permission

Chase Away the Winter Blues: Drawing, Painting or Photographing in the Greenhouse (919)

Denise Lisiecki & Mary Whalen,

River Street Flowerland

Saturday, February 22

12:30 - 4 pm/One day

\$70/Members: \$50

Allay the winter blues by drawing, painting or photographing beautiful plants and flowers in River Street Flowerland's greenhouse. Individual instruction will be provided. Bring materials of your choice to create your beautiful images.



Visiting Artist Workshop with Charles Miano

Portrait & Figure Drawing from Life (960)

Monday - Friday, August 3 - 7, 2020

9:30 am - 4:30 pm, Studio 6

\$520/Members: \$500

Non-refundable cancellation fee \$75, no refund after 7/17

Prerequisite: Drawing experience

In this in-depth, comprehensive, content-rich workshop, Charles Miano will explain and demonstrate his tried and true methods for creating inspired figurative drawings. Strengthen your ability to quickly capture the spirit of the live model, in both figure and portrait work. Many fundamental principles will be demonstrated and practiced, such as learning to capture the design, gesture, proportion, structure, anatomy and form. Expect the course to progressively build from sketching fundamentals to more sophisticated finished drawing. Charles Miano's methods and style will offer you the opportunity to experience refreshing inspiration for your personal artistic exploration. Charles will explain the techniques that enabled the masters to draw with power and purpose. He will break down life drawing into simple, manageable stages that when practiced allow one to create superior works. Each day will be a mixture of demonstrations, group discussions, and personal critiques. Miano is an ARC Associate Living Master. He is the Founder and Director of Southern Atelier Center for fine art in Sarasota, Florida. Moe at charlesmiano.com This workshop is subsidized by the Lois and Jim Richmond Workshop Fund.

DRAWING/PAINTING

Pastel Painting

Mary Kenney, Studio 2 (926)
Mondays, January 6 - March 23
6:30 - 9 pm/12 weeks

Melody Allen, Studio 6 (927)
Tuesdays, January 7 - March 24
1:15 - 3:45 pm/12 weeks
\$240/Members: \$220

Prerequisite: Beginning Drawing/equivalent
Experience the versatile and vibrant medium of pastels. Suitable for both beginners and advanced students, this course will cover technique, color, value, composition and more. Instructors' websites: melodyallen.com and marykenney.com.

One-Day Watercolor Experience (928)

Denise Lisiecki, Studio 2
Sunday, January 26
12:30 - 4 pm/One day
\$65/Members: \$45

Enjoy an afternoon learning the basic techniques of colorful watercolor painting. All materials are included. Instructor's website is deniselisiecki.com

Beginning Watercolor (929)

Susan Badger, Studio 2
Wednesdays, January 8 - March 25
1 - 3:30 pm/12 weeks
\$240/Members: \$220

We will focus on the absolute basics of watercolor, and students will gain valuable information that will allow them to proceed in watercolor with the confidence that comes with a firm start. Supplies are provided. E-mail questions to badgerburrow@aol.com.

Watercolor: Bring It All Together (930)

Susan Badger, Studio 2
Tuesdays, January 7 - March 24
6:30 - 9 pm/12 weeks
\$240/Members: \$220

Explore techniques of free flowing watercolor that focus on practical remedies and how to "tie it all together." Lessons, demonstrations, and exercises will be offered to emphasize design and uniting painting. Water-based mixed media materials such as water-soluble crayons and pencils may be used to enhance projects. Bring watercolor materials to the first class. E-mail questions and materials list to badgerburrow@aol.com.

Enjoying Transparent Watercolor (931)

Don Marek, Studio 2
Thursdays, January 9 - March 19
1:30 - 4:30 pm/11 weeks
\$260/Members: \$240

Prerequisite: Beginning Drawing

Enjoy painting looser watercolors with weekly demonstrations exemplifying wet-in-wet, layering, clear values, refined shapes, rich colors and compositional techniques. Bring watercolor materials to the first class. Materials list in the school office or at donmarekwatercolors.com/notes.

Intermediate and Advanced Watercolor (932)

Denise Lisiecki, Studio 2
Tuesdays, January 7 - March 24
10 am - 12:30 pm/12 weeks
\$240/Members: \$220

Prerequisite: Watercolor experience

Experienced painters will explore the next level by concentrating on composition, color and subject matter. Painters will be individually guided. Please bring your materials and subject matter to class. Supply list available on instructor's website deniselisiecki.com.

Oil and Acrylic Painting

Kenneth Freed, Studio 6
Mondays, January 6 - March 23 (933)
6:30 - 9 pm/12 weeks

Wednesdays, January 8 - March 25 (934)

1 - 3:30 pm/12 weeks
\$240/Members: \$220

Prerequisite: Beginning Drawing

Explore oil or acrylic painting from alla prima painting to layered techniques involving underpainting and overpainting. All styles, directions and content encouraged. Bring whatever painting materials you have. Detailed supply list on instructor's website kennethfreed.com

ACCESSIBLE ARTS

Accessible Arts (200)

Instructor: Elizabeth Carnell, Studio 4
Mondays, January 6 - March 23
6:30 - 9 pm/12 weeks
\$265/Members: \$245

This class is designed for adults and near-adults with developmental disabilities who want to express their creativity with clay and other media. Projects include soft-slab hand-building, abstract color studies and needle felting. Interested students can be introduced to the potter's wheel. Students should be able to follow basic instructions and work with minimal assistance.

CERAMICS

Beginning Ceramics, Studio 7

Brian Hirt (312)
Tuesdays, January 7 - March 24
6:30 - 9 pm/12 weeks

Lindsay Hayosh (313)

Thursdays, January 9 - March 26
12:30 - 3 pm/12 weeks
\$285/Members: \$265

A variety of clay forming techniques will be explored in this class. Coiling, pinching, and slab building will be demonstrated, along with an introduction to the wheel. Students will also learn about glazing and glazes. Cone 10 stoneware and Raku firings are available.

Mud in the Morning (324)

Julie Devers, Studio 5
Wednesday, January 8 - March 25
9:30 am - noon/12 weeks
\$285/Members: \$265

Prerequisite: Beginning Ceramics

Start your day with this general ceramics class, appropriate for all levels of clay experience. Wheel-throwing techniques are emphasized, but intermediate and advanced students may explore independent goals and interests. With forming, decorating, firing and discussion, we cover it all.

Beginning Potter's Wheel, Studio 5

Amy Hudson (315)
Thursday, January 9 - March 26
9:30-noon/12 weeks

Julia Brown (316)

Thursday, January 9 - March 26
6:30-9 pm/12 weeks
\$285/Members: \$265

Prerequisite: Beginning Ceramics

This class would be beneficial for students who are new to the Potter's Wheel and would like to develop their throwing skills. Students will be given instruction for centering clay on the wheel. Through demonstrations and discussion, students will be taught basic forms such as cylinders, cups, bowls, and plates. There will be instruction on using the studio glazes and slips to highlight your thrown pots.

WINTER ADULT CLASSES

Free museum admission all term plus open studio time included in fees.

The Potter's Wheel: Intermediate/Advanced Studio 5

Tom Richards (317)
Tuesdays, January 7 - March 24
6:30 - 9 pm/12 weeks

Wyatt Lane (318)
Wednesdays, January 8 - March 25
1 - 3:30 pm/12 weeks
\$285/Members: \$265

Prerequisite: Beginning Ceramics, Beginning Potter's Wheel

Through demonstration and discussion, this hands-on class for the intermediate to advanced potter will refine and further develop wheel-throwing skills. Trimming and wall development will be emphasized, while creating bowls, bottle and vase forms, teapots, sectional thrown pieces, lidded forms and throwing off the hump. Cone 10 stoneware, porcelain and Raku firings will be offered.

Exploring Raku/ Alternative Firing (319)

Brian Hirt, Studio 5
Wednesdays, January 8 - March 25
6:30 - 9 pm/12 weeks
\$285/Members: \$265

Prerequisite: Potter's Wheel or equivalent
Warm up by the winter Raku fire! Explore the possibilities of Raku firing as well as some alternative firings, such as Blackware, Horsehair, Sagggar, Obvara and "Naked" Raku. The emphasis is on glazing, firing and post-firing techniques. Prepare to be dazzled by the results as you master this type of firing.

Red Earthenware (320)
Susan McHenry, Studio 7
Wednesdays, January 8 - March 25
6:30 - 9 pm/12 weeks
\$285/Members: \$265

Prerequisite: Beginning Potter's Wheel or equivalent

For advanced students who have a mastery of red earthenware clay and slips. Come to the first class with ideas on how you want to further develop your personal style and voice. Individual guidance from the instructor and group discussion will be a cornerstone of this class. Special attention will be given to integrating forms with surface. Note: Slips, glazes, and other materials to be maintained by the class.

Anagama (321)
Julie Devers, Studio 5
Mondays, January 6 - March 23
6:30 - 9 pm/12 weeks
\$285/Members: \$265

Prerequisite: Potter's Wheel or equivalent
Cast your fate to the fire and discover the wonderful possibilities of wood fired ceramics. Julie will share her in-depth knowledge of forming pots and sculpture for the KNAS's Japanese style kiln. The class will culminate with a 4- day firing in early May. This is one of our most enlightening and challenging clay classes.

Visiting Artist Workshop with Lindsay Oesterritter

Design Details for Daily Use (314)
Studio 5
Saturday and Sunday, January 25 - 26, 2020
9am - 5 pm/2 days
\$190/Members: \$170
\$50 cancellation fee. No refund after January 5.

This hands-on workshop will focus on the design details that go into making our daily-use pots, cups, mugs, bowls, and pouring pots. We will work with stoneware, and while a large portion of work will be on the wheel, we will incorporate handbuilding too. Among other things, we will cover throwing, trimming, rim alterations, spouts, and handles and how process marks can be design elements themselves. Open to all skill levels. Please bring to class your favorite mug, cup, bowl, and a pouring pot from home, a sketchbook and basic pottery tools. This workshop is subsidized by the Jim and Lois Richmond Workshop Fund.



Image Transfer (322)
Chad Bagge, Studio 7
Thursdays, January 9 - March 26
6:30 - 9 pm/12 weeks
\$285/Members: \$265

Prerequisite: Beginning Potter's Wheel or equivalent

Students will explore a variety of techniques for transferring images onto clay. Screen-printing, decals, monoprint, and relief techniques will be demonstrated. Images can be transferred onto tile, sculptural forms, and forms made on the wheel. Expand your horizons in this idea-packed class.

Hot Date Night: Ceramics (323)
Tom Richards and Julie Devers, Studios 3 and 5
Friday, Feb. 14, 6:30 - 9:30 pm
\$75/Members: \$55, (per couple)

Bring your special someone and experience working on the potter's wheel. We'll turn up the heat with a Raku firing that will produce a piece to take home. It's the perfect opportunity to have creative time together, while learning something new. Couples can bring their own beverages and snacks.

CREATIVE WRITING

Creative Writing/Writing Poetry (616)
Scott Bade, Board Room
Tuesdays, January 7 - March 24
6:30 - 9 pm/12 weeks
\$225/Members: \$205

In this class we will explore how language and imagination come together to make the literary arts we are passionate about. We will read, write and discuss contemporary poetry and probably a little prose, too, in a range of styles. Classes will be conducted in a workshop fashion. The primary focus of the class will be the discussion of one another's writing. Additional activities may include in-class writing activities.

Writing Your Memoir (617)
Joseph Gross, Board Room
Mondays, January 6 - March 23
6:30 - 9 pm/12 weeks
\$225/Members: \$205

Explore the process of creating literary memoir from real memories and experiences. Through the examination of work by great contemporary artists and direct feedback from fellow writers, we will consider form, tone, strategies, and other tools to enrich our attempts at personal writing. Participants should be ready to share their work with others and respond in kind with thoughtful preparation. The instructor will provide reading materials as handouts.

Writing Short Stories (618)
Elissa Cahn, Board Room
Thursdays, January 9 - March 26
6:15 - 9 pm/12 weeks
\$225/Members: \$205

This class will introduce students to the fundamental elements of fiction: plot/structure, conflict/tension, point of view, setting, dialogue, character, voice, and scene. As models of these techniques, we will read both classic and contemporary stories from writers like Joyce Carol Oats, ZZ Packer, and Daniel Orozco, plus as short passages on craft from "Making Shapely Fiction" by Jerome Stern and "Bird by Bird" by Anne Lamott. We will devote some class time to writing exercises in order to generate ideas, and each student will have the opportunity to workshop a story at least twice.

FIBER

The Fiber studio has 23 floor looms, spinning wheels, and equipment for felting and dyeing.

Floor Loom Weaving
Gretchen Huggett, Weaving Studio
Thursdays, January 9 - March 26
1 - 3:30 pm/12 weeks (570)
 or
6:30 - 9 pm/12 weeks (571)
\$270/Members: \$250

Learn weaving using four- and eight-harness floor looms with basic process and design (beginners), new patterns and techniques (advanced), exploring areas of personal interest. Weaving design software is available to learn structure and design principles.

Spinning (572)
Emily Wohlscheid, Weaving Studio
Wednesdays, January 8 - February 12
6:30 - 9 pm/6 weeks
\$170/Members: \$150

Beginners will learn the basics including spinning, plying and setting finished yarns. Intermediate/advanced will further explore various techniques including boucle, cabled yarns, lock spinning, core spinning, thick and thin yarns, coils, custom blending, long vs. short draw, wire spinning and more! Wheels may be reserved upon registration. All materials are provided.

Spinning: Wool Study (573)
Emily Wohlscheid, Weaving Studio
Wednesdays, February 19 - March 25
11am-1:30 pm/6 weeks
\$170/Members: \$150
Prerequisite: Beginning Spinning or equivalent
 Do you have fleeces lying around? Are you unsure how they should be prepared or how to plan for a project from raw fiber? Explore various wool breeds to determine what types of traditional preparation and spinning would be used based on the fiber's characteristics. Students will experiment with commercially prepared fibers vs. their own hand prepared from raw fleece, how crossbreeds affect fiber characteristics, woolen vs. worsted, and more. All materials provided.

Beginning Tapestry Weaving (574)
Nancy Crampton, Weaving Studio
Tuesdays, February 4, 11 & 18
6:30 - 9 pm/3 weeks
\$105/Members: \$85
 Learn the basics of tapestry weaving in this three-week class. Create images with yarn by weaving a sampler on an adjustable tension copper-frame loom. Warping the loom, weaving techniques, color choices and shading will be stressed. Designing and finishing and mounting will be included. No prior weaving experience is necessary. Fee includes all yarns for the sampler and use of the loom. Looms may be purchased for an additional fee.

Beginning Rug Hooking (575)
Martha Rosenfeld, Studio 2
Thursdays, January 9 - March 26
6:30 - 9 pm/12 weeks
\$260/Members: \$240
 Make a hand-hooked rug using a rug frame and wool fabric. Students will get an overview of basic methods and create a small hooked mat. Color planning, hooking techniques, and finishing will be covered. Bring a tote bag and scissors to the first class; other tools and materials will be provided.

Rug Hooking/Continuing Study (576)
Martha Rosenfeld, Studio 2
Thursdays, January 9 - March 26
6:30 - 9 pm/12 weeks
\$235/Members: \$215
Prerequisite: Beginning Rug Hooking or completed hooked mat
 Work on a hooked rug project of your own choosing with help from the instructor. This class will emphasize creating an original pattern (drawing skills are not required). Tracer fabric and up to a half yard linen foundation are included. You provide your own rug frame, hook, wool, and pattern ideas.

Color Theory for Fiber Artists and Dyers (577)
Rita Petteys, Multipurpose classroom
Saturday and Sunday, February 22 & 23
1 - 5 pm/2 days
\$105/Members: \$85
 Learn about color theory in this hands-on class. Discuss the facets of color including saturation, shade, tint, tone and complement. Work with samples to create different color harmonies with complementary, analogous, triads, tetrads and more. Materials included in the class are pieces of silk and cotton, yarn and fibers with various colors for comparison and contrast. Students should bring color wheels and other color tools that they would like to use.

Arashi Shibori Dyeing (578)
Rita Petteys, Room 2
Saturday and Sunday, March 21 & 22
1 - 5 pm/2 days
\$110/Members: \$90
 Learn about the technique of Arashi shibori, which mimics the lines of storm-driven wind and rain. Each student will receive two 14" x 72" scarves to dye and take home. In addition to arashi shibori, students will learn about acid dyes and some color theory. No previous dye experience is necessary.

Dyeing with Natural Materials (579)
Lori Evesque, Studio 6
Saturdays, January 11 - February 15
1 - 5 pm/6 weeks
\$265/Members: \$225
 This course will cover all aspects of natural dyeing on protein fibers. Discuss the chemistry of dyeing, mordants, how to prepare fibers for dyeing and safety. Discuss natural dyes, from locally available dyestuffs and those found in the region and around the world. Wool will be dyed as roving, yarn and fabric by several different methods. Wear suitable clothes and bring rubber gloves. All materials and equipment will be provided.

Natural Dyeing for Projects (580)
Lori Evesque, Studio 6
Saturdays, March 14 - 28
1 - 5 pm/3 weeks
\$160/Member: \$140
 In this class, we will be using natural dyes to dye yarn for a specific project. The class will have 4 different dyes, 4 mordants and 4 different dye modifiers to achieve a range of different colors and shades. Fee includes the dye, mordants and modifiers and up to 1000 yards of sport weight wool yarn.

GLASS

Beginning Fused Glass (416)
Mike Ouding, Studio 6
Thursdays, January 9 - March 26
6:30 - 9 pm/12 weeks
\$270/Members: \$250
 Students will learn how to select, cut and grind glass while designing their unique pieces of art. Projects will include sun catchers, night-lights, and a small slumped bowl.

Kiln-Fused Glass (417)
Linda Kekic, Studio 6
Mondays, January 13- February 17
1 - 4 pm/6 weeks
\$190/Members: \$170
 Explore kiln fusing with this exciting opportunity for beginning through advanced students. Work with beautiful transparent and opaque glass (including reactive), frit, confetti and stringer, paints, paper and metal inclusions to create glass art. Learn to design, cut, grind and saw glass to create a variety of projects including a slumped bowl, sun catcher, artistic wall hanging, sculpture, dichroic jewelry and more! Materials packet included. Additional materials available for purchase as needed.

WINTER ADULT CLASSES

Free museum admission all term plus open studio time included in fees.

Bowl and Sun Catcher-Kiln Fused Glass (418)

Linda Kekic, Studio 6

Sunday, March 15

12 - 5 pm/One day

\$80 /Members: \$60

Explore kiln-fused glass art! In this one day workshop, you will make a 5" or 4"x 6" slumped bowl and a window hanging sun catcher using beautiful transparent and opaque glass, frit, confetti and stringer. Learn to cut, grind saw, design and create. All materials and tools included. Additional materials available for purchase as needed.

JEWELRY/METALS

Beginning/Intermediate Jewelry

Amelia Falk Wagner, Jewelry Studio (720)

Mondays, January 6 - March 23

6:30 - 9 pm/12 weeks

Emily Wohlscheid, Jewelry Studio (721)

Tuesdays, January 7 - March 24

10 am - 12:30 pm/12 weeks

\$275/Members: \$255

Learn the basics of handcrafting jewelry. Through demonstrations and discussions you will become familiar with layout, piercing, filing, texturing, basic roller embossing, soldering, forming, finishing and polishing. With practice you will gain knowledge and confidence in jewelry making skills. Independent studio time will be available. All materials will be provided and additional materials are available for purchase.

Intermediate Jewelry (722)

Linda Kekic, Jewelry Studio

Wednesdays, January 8 - March 25

1 - 3:30 pm/12 weeks

\$280/Members: \$260

Prerequisite: Beginning Jewelry or equivalent

Explore jewelry-making with in-depth instruction and techniques using a variety of hand tools and larger equipment. Through individual help and demonstrations, learn a variety of techniques to enhance your skills in soldering, texturing, riveting, embellishing and setting stones with at least one project completed in sterling silver. Stages of project completion will be addressed from design to finishing/polishing. Open studio time is available. All materials provided with additional available for purchase.

Casting (723)

Amelia Falk Wagner, Jewelry Studio

Mondays, January 6 - March 23

10am - 12:30 pm/12 weeks

\$285/Members: \$265

Prerequisite: Beginning Jewelry or equivalent/basic finishing skills

Explore the art of casting. An expanded class structure will bring your design process to the next level by exploring the different avenues of casting. We will include the different types of wax and natural substances that you can use in lost wax casting while also exploring free form casting techniques. Bronze is provided for casting with sterling silver available for purchase. Independent studio times are available.

Intro to Silver PMC Jewelry (724)

Kathleen DeVries, Jewelry Studio

Tuesdays, February 18 - March 24

6:30 - 9 pm/6 weeks

\$200/Members: \$180

Discover how easy it is to create custom sterling silver jewelry with EZ-960 sterling silver clay and PMC3 fine silver clay. This project based course will acquaint students with the media and basic skills for working with it such as texturing, stone setting and various firing processes that take PMC to solid sterling silver. All materials will be provided with additional materials available to purchase.

Intermediate Lapidary (725)

Dawn Coeur, Jewelry Studio

Wednesdays, January 22 - March 11

6:30 - 9 pm/8 weeks

\$210/Members: \$190

Prerequisite: Intro to Lapidary Stone Cutting or equivalent

Are you ready to further explore lapidary techniques? This is a great class for students who have started honing their skills in lapidary work and are interested in taking the next steps to master their craft. Various cabochon shapes, stabilizing stones, unusual materials, and more will be covered. Independent studio time will be available. Most materials are provided with additional materials available for purchase.

Self-Directed Independent Study (726)

Lauren Tripp, Jewelry Studio

Thursdays, January 9 - March 12

10 am - 1 pm/10 weeks

\$275/Members: \$255

Prerequisite: Beginning Jewelry and Beginning/Intermediate jewelry OR equivalent experience

We all have projects sitting on the bench unfinished, and now you have the chance to complete them! Although this weekly course is self-directed, the instructor will be available to help troubleshoot and assist you in finishing those outstanding projects. Students will only be able to work with equipment they already have had past experience with. Additional independent studio time is available. Some materials are provided with additional materials available for purchase.

Intro to Jewelry Repair (727)

Michael Nashef, Jewelry Studio

Thursdays, January 9 - March 26

3 - 5:30 pm/12 weeks

\$280/Members: \$260

All levels, some experience preferred

Learn the basics of jewelry repair in this introductory class. We will go over the first level of jewelry repair and learn basics such as simple ring sizing, chain soldering and repair, and the most important part of fine jewelry repair which is polishing. We will learn about common tools, repair styles, soldering, different metals, etc. Bring broken jewelry to class! All materials will be provided with additional available for purchase.

Faceted Stone Settings (728)

Michael Nashef, Jewelry Studio

Thursdays, January 9 - March 26

6:30 - 9 pm/12 weeks

\$310/Members: \$290

Some stone setting experience preferred

Learn the basics and intermediate stone setting skills needed for faceted stones. We will go over the stone setting for faceted stones and learn prong setting, bead setting, half-bezel/full bezel setting, gypsy/flush setting, and much more time permitting. We will go over stone anatomy/qualities and hardness. Students will be provided with stones, materials, and tools needed to practice setting the many stones and styles, which is important to any stone setting class.

Pearl Knotting (729)

Kathleen DeVries, Jewelry Studio

Saturday, January 25

10 am - 12:30 pm/One day

\$60/Members: \$40

Beginning Jewelry or equivalent experience.

Come learn the art of pearl knotting and make an elegant freshwater pearl bracelet! In this beginner class, students will learn how to properly prep silk before stringing, how to tightly place knots and securely attach a clasp. All materials will be provided with additional materials available for purchase.

Bezel Set Cuff Bracelets (730)

Emily Wohlscheid, Jewelry Studio

Saturday, February 8

10am - 4 pm/One day

\$105/Members: \$85

Beginning Jewelry or equivalent experience.

Cuff bracelets are stylish, timeless, versatile, and easy to size. In this project-based workshop, students will explore various ways of incorporating bezel settings on cuffs made from sheet metal and/or heavy wire. How to prepare a bezel for a curved surface, fabricating and using bezel cups, and other project specific skills will be covered as needed. Silver wire and bezel, some stones, and all base metals provided with additional materials available for purchase.

Jewelry continued on next page

JEWELRY, cont'd

Keum-Boo (731)

Lauren Tripp, Jewelry Studio

Saturday, February 22

10 am - 3 pm/One day

\$110, Members: \$90

Keum-Boo is an ancient Korean gilding technique used to apply thin sheets of gold to silver. During this workshop students will learn how to practice depletion gilding to prepare the silver for the gold gilding, and how to apply the Keum-boo foil. Students should expect to complete one finished piece. Tools and materials will be supplied. Additional materials available for purchase.

Wrap Bracelets (732)

Kathleen DeVries, Jewelry Studio

Friday, February 28

6 - 8 pm/One day

\$50/Members: \$30

Learn how to make a trendy bracelet using eye catching fire polished Czech glass beads, leather, and a custom copper button you will make for your clasp. All materials will be provided with additional materials available for purchase.

PMC - Precious Metal Clay/Fine Silver (733)

Linda Kekic, Jewelry Studio

Saturday & Sunday, March 7-8/Two days

10 am - 3 pm Saturday

12 - 5 pm Sunday

\$145/Members: \$125

Explore Precious Metal Clay and make a variety of beautiful jewelry pieces! PMC is fine silver mixed with an organic binder that is shaped by hand and fired in a kiln or with a torch. In this workshop, students will have the opportunity to create several pieces using both firing techniques. Students will also create molds for making multiples and learn how to set a small stone. All materials provided with additional available for purchase.

Powder Coating

Tracy Bell, Jewelry Studio

Friday, March 13 (734)

10 am - 4 pm/One day

Saturday, March 21 (735)

10 am - 4 pm/One day

\$85/Members: \$65

Prerequisite: Beginning Jewelry or equivalent experience.

Learn accessible powder-coating techniques that can be achieved at home. In addition to learning about equipment and safety, you will learn how to dip, sift, fill, and mask metal for powder coating. Finishing techniques for post powder coating and powder coating as an alternative to traditional sealing methods will also be covered. All materials provided with additional materials available for purchase.

PHOTOGRAPHY/DIGITAL MEDIA

The Photography & Digital Media Department has a traditional black and white darkroom, Mac Computer Lab and photo studio. It is a workspace where you can meet like-minded folks, learn about your camera gear and explore various ways to make photographic imagery. We are bridging digital technology with the tried and true art of the hand made print. We are a place where you can develop your personal vision with a camera.



Visiting Artist Workshop with Ann George

Visual Narrative in a Single Image (837)

Photo Lab

Saturday & Sunday, April 25 - 26, 2020

9 am - 5 pm/Two days

\$195/Members \$175

\$50 cancellation fee. No refunds after April 10

Prerequisite: Knowledge of Photoshop.

Ann George will help you develop the Photoshop skills needed to create mood, expression and meaning into your photographs, guiding you onto a pathway of magical realism, dreamy landscapes and visual narratives. Using Photoshop, you will take your photographs to another level of mastery and creation. Starting with a selection of images, using layering, masking and blending to construct a narrative into a single image. Ann will walk you through her intuitive process as the class progresses. If you have an idea, you can sketch it out in your mind's eye and accomplish your vision through this workshop. Participants must have a working knowledge of Photoshop. More at anngeorgephotography.com. Workshop subsidized by the Lois and Jim Richmond Workshop Fund.



Visiting Artist Workshop with Laurie Klein

Introduction to Hand Coloring Digital Prints (838)

Studio 6

Saturday & Sunday, May 30 - 31, 2020

9am - 5 pm/Two days

\$270/Members \$250

\$50 cancellation fee. No refunds after May 15

You've taken a beautiful photograph and want to make it a one of a kind piece of art, but you are intimidated by the thought of picking up a paintbrush or colored pencil and enhancing your image. Hand coloring a black and white photograph is an art form all by itself. It is much simpler and more accessible than you think. Laurie has created a process that is easy and accessible to all age groups and artistic abilities. This hands-on course introduces you to the history, esthetics and technical aspects of hand coloring. Discuss taking photographs that are suited for hand coloring, select your materials, coloring techniques, and preserve your finished work. Students leave with at least 2 finished, fine art pieces along with the knowledge necessary to create on your own. Workshop subsidized by the Lois and Jim Richmond Workshop Fund.

Introduction to Photography/How To Use Your Camera Creatively (820)

Amelia Falk, Multi-Purpose Classroom

Wednesdays, January 8 - March 25

6:30 - 9 pm/12 weeks

\$245/Members: \$225

Learn how to use your digital cameras more creatively. Basic photographic concepts on exposure control and basic composition are explored through lectures, demonstrations and class assignments. Participants need to provide their own cameras that have user controls for shutter speed and lens opening. Please bring your camera and owner's manual to the first class.

WINTER ADULT CLASSES

Free museum admission all term plus open studio time included in fees.

Next Steps, Seeing Creatively (821)

Mary Whalen, Computer Lab
Mondays, January 13 - March 16
6:30 - 9 pm/10 weeks
\$220/Members: \$200

Now that you have "mastered" or explored the capabilities of your digital camera, in this class put that knowledge into practice. Through class assignments and discussion continue to improve your technical and creative skills. Look at photographs from the KIA's permanent collection and talk about how they did it; subject, style and print quality. Explore printing, editing techniques, various types lighting - natural and light created in the photo studio. All camera types are welcome.

Traditional Black and White Film & Printing (822)

Mary Whalen, Photography Darkroom
Tuesdays, January 7 - March 24
6:30 - 9 pm/12 weeks
\$250/Members: \$230

Learn how to develop film and print black & white photographs. Through demonstrations and supervised printing sessions, participants will learn film and print development, how to control print contrast, and special darkroom techniques. This class is a perfect opportunity to print your special black and white negatives from the family archives. Students must provide their own film and paper for the class. Darkroom chemicals and equipment are provided. Open darkroom time is available to students.

Advanced Alternative/Gum Bi-Chromate (823)

Dave Jones, Darkroom/Computer Lab & Darkroom
Thursdays, January 16 - March 19
6 - 9 pm/10 weeks
\$255/Members: \$235

Prerequisite: A basic knowledge of Photoshop.

This class will combine Gum Bi-chromate a 19th century color printing process with 21st century digital negatives. Students will be taught the fundamentals of Photoshop to modify their digital images. Film negatives or digital files can be used. The digital negatives can be used for most alternative printing processes, blending digital technology with historic photographic processes. Contact Dave Jones at senojev@aol.com with any questions.

Polymer Photogravure (824)

Dave Jones and Laurie Pruitt, Darkroom/Print Studio
Saturday & Sunday, February 15 & 16
10 am - 4 pm/Two days
\$165/Members: \$145

Prerequisite: Alternative Processes or Photoshop

Using a polymer-coated plate and a digital positive, you'll create an intaglio-etched plate for high-quality images approaching those produced using traditional copperplate gravure. This process is a perfect example of bridging digital technology with a hand-made print. The outcome is a print with beautiful photographic gradation of tones. Contact Dave at senojev@aol.com or Laurie at laurielle@sbcglobal.net.

Winter Landscape (825)

Mark Cassino, Multi - Purpose Classroom
Tuesdays, January 7 - March 24
6:30 - 9 pm/12 weeks
\$245/Members: \$225

Explore Michigan's winter landscape to hone skills in making photographs that express each location's unique sense of place. The class will be based upon sharing participants' work and discussing the results. Discussions will also include field techniques and post exposure finishing of images. Several sessions will be weekend field trips to locations in the Kalamazoo area where students will have the opportunity to photograph a variety of scenes. Dress for the weather! Mark's blog: www.markcassino.com

Still Life in Photographs (826)

Laurie Pruitt, Photo Room 13
Saturdays, February 22 - March 14
1 - 3:30 pm/4 weeks
\$125/Members: \$105

Still life photography allows the photographer to create images having full control over lighting, mood, and composition. There is a meditative quality working with objects that are often considered mundane, or overlooked. Through careful observation, we will refine our capacity to see and give creative expression to the objects that hold meaning, while making beautiful photographs. Laurie's website: www.lafontsee.us.

Lighting for the Studio Portrait (827)

Amelia Falk, Photo Studio
Thursdays, January 9 - March 26
6:30 - 9 pm/12 weeks
\$250/Members: \$230

Prerequisite: A camera capable of manual exposure and familiarity with the camera controls.

Amelia will cover the fundamentals of studio lighting, including: strobes, hand held flash units, metering, reflectors, gels and more. Learn how to set up lighting for the most effective results. In addition to demos, students will be active in setting up the studio lights for photographing portraits; environments and table top still life.

Creative iPhone Photography (828)

Corinne Satterlee, Computer Lab
Thursdays, March 5 - 26
1 - 3:30 pm/4 weeks
\$115/Members: \$95

Using the camera phone as your photographic tool, this course will present a guided exploration of the capabilities of this amazing technology. Students will be taught to effectively capture and edit. Photographing assignments and subjects of personal interest while exploring the creative possibilities of the phone as camera. No prior photographic experience is required for this class. Please bring your camera phone fully charged to the first class.

Intro to Lightroom (829)

Susan Andress, Computer Lab
Tuesdays, January 6 - February 10
6:30 - 9 pm/6 weeks
\$155/Members: \$135

In this course you will learn to; import images from a memory card, camera or folder into the Lightroom catalog, create keywords, ratings and use the basic photo adjustment tools to enhance your images. Leave this class knowing a logical workflow from import into Lightroom to export for the web, email or print.

Lightroom / Bookmaking (830)

Mary Whalen, Computer Lab
Mondays, March 2 - 23
6:30 - 9 pm/4 weeks
\$135/Members: \$115

Prerequisite: Knowledge of Lightroom

Students should come prepared with a book project in mind. We will create a collection of images to work from, sequencing and editing along the way to complete a book that will be uploaded to Blurb. We will use books from the KIA's library as inspiration.

Basics of Web Design (831)

David Birkam, Computer Lab
Saturdays, February 4 - 25
1:30 - 4 pm/4 weeks
\$105/Members: \$85

Edit, sequence, format and explore the skills to create your own website. Learn the basic principles of creating and maintaining a personal website such as HTML, CSS, content management like Wordpress and Wix, as well as web hosting. The class is a great way to begin to understand web design and the code behind it.

Photography/Digital Media, continued

PHOTOGRAPHY/DIGITAL MEDIA, cont'd

Encaustics Techniques; Transfers & Painting (832)

Laurie Pruitt, Studio 6
 Saturday & Sunday, January 18 - 19
 Noon - 5 pm/Two days
 \$205/Members: \$185

Learn the basics of working with this ancient process. The encaustic medium will be used in combination with photographs, photo transfers and collage techniques. Learn various techniques for adding color. Through the layering of color with pigment sticks and the encaustic medium you will create a transparency and depth to your imagery. Equipment, paint, medium and brushes will be supplied for the weekend. Most materials will be provided.

Encaustics/Open Studio (832b)

Laurie Pruitt, Studio 6
 Sundays, February 2 - 23
 1 - 4:30 pm /4 weeks
 \$175/Members: \$155

Prerequisite: KIA Encaustic class or experience with encaustics

Perfect afternoon to work on an encaustic project, we'll supply the equipment and encaustic medium. Panels of various sizes will be available for purchase.

Vintage Photo & Embroidery Workshop (833)
 Jessica Sundstrom, Multi-Purpose Classroom
 Saturday, January 25

1 - 4 pm/One day
 \$55/Members: \$35

Transform an old photograph using needle and thread. You will learn tips for embroidering on photo paper, and the instructor will teach different stitches to embellish your work. Bring your own photo(s), seed beads, sequins, or anything special you may want to use. Needle and thread provided. We will look at examples from contemporary embroidery artists using photographs for inspiration.

Collage/Mixed Media (834)
 Errin Ironside, Multi Purpose Classroom
 Saturday & Sunday, February 8 - 9

Noon - 4 pm/Two days
 \$95/Members: \$75

Cut and paste with color, shape or text. Create a personal history, make a statement, and explore abstract textures. Using images from old books, magazines, pages out of your sketchbook or photographs can be the starting point. Take them out of their original context and reassemble them into a new visual narrative, with the disparate elements to be combined into a finished work. Various strategies and a variety of mediums will be utilized.

Simple Bookmaking (835)
 Deb Mattson & Mary Whalen, Print Studio
 Sunday, March 15

1 - 5 pm/One day
 \$75/Members: \$55

Join us for an afternoon of folding, cutting and stamping to create unique books. Learn a variety of different folded book forms including a single sheet, accordion and single signature stitched books. Once you've registered you will be emailed instructions to send 3 images to be formatted and printed for the book forms.

PRINTMAKING

Beginning Printmaking
 Deborah Mattson, Print Studio
 Thursdays, January 9 - March 26
 1 - 3:30 pm/12 weeks (750)

6:30 - 9:00 pm/12 weeks (751)
 \$265/Members: \$245

Survey printmaking methods and techniques exploring the history and practice of printmaking. Projects range from carving stamps and blocks to intaglio and simple lithography. Later, students will focus on one or more favorite methods to complete printmaking projects of their choice.

Intermediate Printmaking
 Deborah Mattson, Print Studio
 Thursdays, January 9 - March 26
 1 - 3:30 pm/12 weeks (752)

6:30 - 9 pm/12 weeks (753)
 \$265/Members: \$245

Prerequisite: Beginning Printmaking
 Further develop your printmaking skills while investigating the possibilities that printmaking processes offer. Etching, multi-color printing, registration systems, and printing of editions will be covered. Bring previous prints, work-in-progress, sketches, and ideas to the first class.

Printmaking Studio (754)
 Deborah Mattson, Print Studio
 Open Studio Hours, January 6 - March 26
 Variable times/12 weeks

\$265/Members: \$245
Prerequisite: Departmental approval

Do you have a special project in mind or just need quality studio time? Printmaking Studio is designed for the experienced, independent artist/printmaker who would like to utilize our well-equipped printmaking studio. Enrollment includes storage and access to equipment during Open Studio Hours. Students must arrange to meet with instructor the first week to review shop rules and safety. Materials are available for purchase.

Intro to Lithography (755)
 Don Dombrowski, Print Studio
 Wednesdays, January 8 - March 25

1-3:30 pm/12 weeks
 \$265/Members: \$245

Prerequisite: Beginning Drawing or equivalent.
 Discover your drawings coming to life as reproducible prints. Focus on Pronto plate printing, as Pronto plates are one of the easiest and fastest printing processes. This course will also cover the more traditional lithographic media of aluminum plates and stones. Step-by-step instructions will take you through the basics of plate preparation and press operation. Enjoy drawing and printing your own image with the potential of creating an edition of your own prints.

Screen Printing Basics
 Instructor: Caitlyn Pelfresne, Print Studio
 Tuesdays, January 7 - February 11 (756)
 6:30 - 9 pm/ 6 weeks

Tuesdays, February 18 - March 24 (757)
 6 - 9 pm/5 weeks (no class March 10)
 \$145/Members: \$125

Get started screen printing your own designs on fabric or paper. Learn to use hand made or digital images to make your own art, posters, cards or gifts. Work on class led projects or work independently. Beginners and experienced printers welcome.

Intermediate Screen Printing (758)
 Patrick Kinne, Print Studio
 Tuesdays, January 7 - March 24
 10 am - 12:30 pm/12 weeks
 \$265/Members \$245

Prerequisite: Screen Printing Basics
 This course covers screen printing with multiple colors, experimental substrates, and as an element in collage.

Block Printing (759)
 Trevor Grabill, Print Studio
 Mondays, January 6 - March 23
 6:30 - 9 pm/12 weeks
 \$265/Members: \$245

Printing carved blocks is one of the oldest, simplest, and most versatile tools for reproducing art. Develop your relief printing skills in this class for brand-new beginners to advanced printmakers. Learn the ins and outs of carving and printing linoleum and wood blocks, benefit from the KIA's well-stocked collection of tools and equipment, and discuss your work in a community of like-minded makers. Please bring drawings or reference photos to the first class.

WINTER ADULT CLASSES

Free museum admission all term plus open studio time included in fees.

Reduction Linocuts (760)

Tamara Hirzel, Print Studio

Tuesdays, January 7 - March 24

1:30 - 4 pm / 12 weeks

\$265/Members: \$245

Prerequisite: relief printmaking experience.

Create a multiple layered print from a single plate. Known as a suicide print, the matrix is carved away between each color pass. There's no going back, but there are many choices throughout the process. Plate registration, print design, color, and problem solving will be covered. Please bring ideas for a 3 or 4-color print and a sense of adventure!

Broadsides and Pamphlets (761)

Deborah Mattson, Print Studio

Wednesdays, January 8 - March 25

6:30 - 9 pm / 12 weeks

\$265/Members: \$245

A broadside is a single sheet printed with text and often, an illustration. Set type to print a favorite poem (perhaps one you've written yourself) and illustrate it with a simple linoleum carving. Also print your project in a pamphlet form. If you've taken the KIA's Creative Writing Poetry class, printing a broadside is a wonderful way to showcase your work.

Screen Printing Pet Portraits (762)

Caitlyn Pelfresne, Print Studio

Saturday, January 25

Noon - 5 pm

\$100/Members \$80

Celebrate your pet with a custom portrait! No experience necessary. Basics will be covered in this make & take workshop. Once you register, we'll email you with instructions to submit a photo of your fur-baby (cell phone photos work fine!) Beginners will learn the basics while advanced printers will learn techniques to start screen printing at home. You'll take home 10 handmade portraits. All materials provided. More images and information available on the instructor's website at www.caitlyngail.com

Relief Printmaking and Collage (763)

Lauren Cummings, Print Studio

Saturday, February 1, 10 am - 5 pm

Sunday, February 2, noon - 4 pm / Two days

\$100/Members \$80

Collage is the art of assembling different media. Learn to combine relief printing and other collage materials with or without a press. Opportunities to print, draw, cut, glue and play will be encouraged! There will be opportunities to discuss composition and content. Bring papers, sketches, drawing or collaging materials that you might want to incorporate in your piece.

Block Printing on Fabric (764)

Lauren Cummings, Print Studio

Saturday, February 29, 10 am - 5 pm

Sunday, March 1, 12 - 4 pm / Two days

\$120/Members \$100

Take your favorite designs and put them on something you use every day! Learn the art of carving stamps for block printing on fabric. Bring in a few photos/drawings with simple shapes and designs that would fit on a 4" x 6" block. A few templates will also be provided to choose from if you can't decide. Everyone will take home their unique stamp, practice fabrics, and a freshly printed tea towel or canvas bag.

Printing with Fiber-Reactive Dyes (765)

Audrey Mills, Print Studio

Saturday, February 22, 10 am - 5 pm

Sunday, February 23, 12 - 4 pm / Two days

\$120/Members \$100

Learn how to use fiber-reactive dye and ink modifiers to screen print and monoprint onto fabric creating your own yardage for sewing projects or incorporating into your studio practice. Understand how fiber reactive dyes work and how to use them. Make your own ink base. Properly cure and batch your fabric. Experiment with various ways to create resists and matrices for printing. Learn basic safety for handling dyes and other chemicals.

Gyotaku (Fish Printing) (766)

Debbi Kreps, Print Studio

Saturday, March 14

1 pm - 5 pm / One day

\$70/Members \$50

Gyotaku is the centuries-old printmaking technique used by Japanese fishermen to record the exact details of their trophy fish. Learn how to make your own prints using the Print Studio's collection of cast rubber gyotaku fish. Contemporary artists create prints of three-dimensional objects like shoes and even automobiles use this printmaking method. Have a lot of fun experimenting with this technique, as well as recording your own fish specimens.

Creative Fun Night: Fresh Folds Card Making (767)

Debbi Kreps, Print Studio

Friday, February 7

6 - 9 pm / One night

\$60/Members: \$40

Get ready for Valentine's Day with a night out! Make beautiful monotype cards without a press using a remarkable product called "Gelli Plate." Using a combination of paint, soft rubber rollers, color shapers, and stencils, you'll create unique cards perfect for giving to your friends and family.



Visiting Artist Workshop with Carrie Lingscheit

Intaglio Texture Crash Course (780)

Print Studio

Saturday, March 21, 2020, 9 - 5 pm

Sunday, March 22, 2020, noon - 5 pm

\$205/Members \$185

Prerequisite: Etching experience is recommended

From bold, hard-edged graphics to whisper-subtle tonal gradations - no matter your aesthetic or style, intaglio can deliver! This workshop will introduce multiple methods of creating tone and texture using both etching (ferric chloride on copper) and various non-acid techniques and tool usage. Instructional demos will include toner wash, texture transfer, spit bite, and various other aquatint methods using sprays and stencils. Expect to view and discuss many diverse examples of intaglio print work, discuss complex layering of intaglio techniques, and explore inking and printing methods such as à la poupée. Bring along your in-progress plates, or start something new!

SCULPTURE

Welded Sculpture from Found Objects (410)

Paul Nimz, Studio 1

Tuesdays, January 7 - March 24

6:30 - 9 pm / 12 weeks

\$275/Members \$255

Students will be introduced to the equipment and processes for manipulating and joining steel for sculptural applications. Learn to cut, bend, weld, and surface to begin realizing your creative visions in steel. Some metals will be supplied; students may need to purchase or collect additional steel. Students should bring leather gloves and a long sleeve shirt. Please wear long pants and closed toed shoes to the first class. No prior experience is necessary.

Sculpture continued on next page

SCULPTURE, cont'd

Advanced Mixed Media/Fabrication (411)
Brent Harris Studio 1

Mondays, January 6 - March 23

10am - 12:30 pm/12 weeks

\$275/Members \$255

Prerequisite: Beginning welding or instructor approval

Students will learn to combine different materials such as steel, wood, stone as well as found and cast objects to create successful mixed-media sculptures.

Advanced metal fabrication techniques will be taught. Students are encouraged to think creatively. Class discussion and student critiques will help develop new ways of thinking.

Figure Sculpture (412)

Brent Harris, Studio 1

Thursdays, January 9 - March 26

6:30 - 9 pm/12 weeks

\$285/Members \$265

Telling stories through human form and expression. Using live models students will learn to sculpt full body compositions as well as portrait busts. Modeling techniques will be taught in oil, water based clay and plaster.

Welded Metal Sculpture/Independent Study

Eric Pott (413), Studio 1

Wednesdays January 8 - March 25

6:30 - 9 pm/12 weeks

\$275/Members \$255

Prerequisite: Permission of the instructor

Self-directed students can expand their skill-sets and enhance their abilities in metal sculpture. Students must be familiar with the safe use and operation of the equipment in the studio. Students will provide their own approved material. Problem solving and techniques will be the focus of the class.

Mixed Media Sculpture (414)

Jose Velarde-Chan, Studio 1

Mondays January 6- March 23

6:30-9pm/12 weeks

\$275/Members \$255

This class will be an exploration of techniques and new ways to see, use and interpret found objects. The course is designed to give students a variety of art-making experiences. We will draw inspiration from our materials, processes and the contemporary/postmodern world around us.

Knife Making (415)

Gabriel Paavola, Studio 1

Saturdays January 11 - March 28

1 - 3:30 pm/12 weeks

\$275/Members \$255

This course introduces students to knife making through an immersive experience of making a custom kitchen knife. It is designed for beginners who want to get a hands-on introduction to metal working and knife making, and take home a beautiful product. Materials provided with additional available for purchase.

WELLNESS

Yoga

Patra Ryder, Auditorium

Tuesdays, January 7 - February 11 (610)

5:15 - 6:15 pm/6 weeks

Tuesdays, February 18 - March 24 (611)

5:15 - 6:15 pm/6 weeks

\$70/Members: \$50

Patra's yoga class will be an eclectic style of yoga designed for all levels. She will guide you through your practice with flow movements; static poses, breathing techniques, meditative relaxation. Yoga helps with flexibility, strength and often can help with metabolic functions. Wear comfortable clothes and bring a yoga mat. Enjoy Petra's 15 years of yoga teaching experience. Gallery admission for six weeks is included.

Tai Chi, Level 1 (612)

Ed Kehoe, Auditorium

Wednesdays, January 8 - March 25

5:15 - 6 pm/12 weeks

\$90/Members: \$70

Learn stress-relieving practices to identify and process forces of tension and negativity. Balance, flexibility, stamina and circulation are improved through a series of slow motion, non-strenuous movements using focus and concentration. Tai Chi is safe for all ages and fitness levels. Please wear comfortable, non-restrictive clothing and comfortable, flat-soled shoes. Gallery admission for six weeks is included. Instructor's website: kehoemartialarts.com.

Tai Chi, Level 2 (613)

Ed Kehoe, Auditorium

Thursday, January 9 - March 26

12:15 - 1 pm/12 weeks

\$90/Members: \$70

Prerequisite: At least one session of Tai Chi

The experienced practitioner will continue the stress-relieving practices to identify and process forces of tension and negativity. Balance, flexibility, stamina and circulation will be enhanced through the complete series of slow-motion movements using focus and concentration. Please wear comfortable, non-restrictive clothing and comfortable, flat-soled shoes. Gallery admission for six weeks is included. Instructor's website: kehoemartialarts.com.

Art School Staff:

Denise Lisiecki, Director | Brian Hirt, Ceramics Chair | Mary Whalen, Photography & Digital Media Chair

Register online: kiarts.org; by phone: (269) 349-7775, ext. 33101; in person/mailed: KIA, 314 S. Park St., Kalamazoo MI 49007. Payment in full is required, and we accept cash, check, Visa, MasterCard, Discover, and American Express. A \$30 returned check fee will be charged. If a class is cancelled due to lack of enrollment, a full refund will be given.

Scholarship applications due by December 3 for Winter term; May 5 for Summer term.

Refunds: A \$30 registration fee is withheld from all refunds. An additional \$30 is withheld after the first class. No refunds are given the day of second class. Refunds for classes meeting eight weeks or less will only be given the day of the first class meeting. No refunds for art camps after the first day of camp. Refund requests for one- or two-day

workshops and visiting-artist workshops may be made up to one week before the workshop begins or as stated. An additional workshop registration fee may be withheld if noted in the class schedule. **Materials:** All materials provided unless stated at the end of the course description. For details, see full course descriptions at kiarts.org, or call (269) 349-7775, ext. 3101.

Lockers are available for rental.

Photography: The KIA reserves the right to photograph students, student art, and school activities that occur on its premises and use images for promotional purposes.

Cancellations: In the event of a closing due to weather, the KIA will post information on kiarts.org, WWMT-TV, Facebook, Twitter, and on the KIA's outgoing phone message at (269) 349-7775. When possible, makeup classes will be scheduled.

Changes: The KIA reserves the right to withdraw or change classes, instructors, schedules, or fees.

School Dismissal Policy: If a student's behavior is deemed to be rude, disruptive, or inappropriate, the instructor maintains the right to dismiss the person from the class with a warning. Students suspected of any form of substance abuse, including but not limited to drugs or alcohol, will be removed from the premises, given a warning and not be allowed to return prior to an interview and approval by the Director of the School. In the event of subsequent behavior problems or suspicion of substance abuse, they will be dismissed from the KIA without benefit of class refund or access to further programming.

WINTER YOUTH CLASSES

Tuition for the children's and young artists classes has been reduced through the generosity of John and Rosemary Brown. The semester will end with an exhibition of student work. All materials are provided.

GRADES 1-5

Spring Break Art Camp

Monday - Friday, April 6 - 10

Offered in full- and half-day options, Spring Break Art Camp will introduce students to art on view in the galleries to inspire imagination and creativity before creating their own works of art in the studio. Please send lunch with full day students. Appropriate age and grade strictly enforced.

Full day: \$270/Members: \$250
9 am - 4 pm (080)

Half day: \$170/Members: \$150
9 am - 12 noon (081) or 1 - 4 pm (082)

AGES 3 - 4

Appropriate age and grade strictly enforced.

My First Art Class

Corinne Satterlee, Multi-Purpose Classroom
Fridays, January 10-31 (100)

or

Saturdays, January 11 - February 1 (101)
10 - 11 am/4 weeks

One adult & one child: \$45/Members: \$25
Additional child: \$20

Young children and their favorite grown-up are introduced to the museum and artistic expression in this multi-dimensional class. Clay, paper, paint, and more will be used in the creative processes introduced in the class.

AGES 5 - KINDERGARTEN

Appropriate age and grade strictly enforced.

Material Exploration (102)

Corinne Satterlee, Multi-Purpose Classroom
Saturdays, February 22 - March 28
9:30 - 11 am/6 weeks

\$105/Members: \$85

Your child's artistic expression will blossom and grow in this multi-dimensional class. Clay, paper, paint and more will be used in the creative processes introduced in the class.

GRADES 1 - 3

Appropriate age and grade strictly enforced.

Art Expression (103)

Stephanie Teegardin, Studio 2
Saturdays, January 11 - March 28
9:30 - 11 am/12 weeks

\$165/Members: \$145

Experience a fun introduction to the wonderful world of art for the naturally curious and creative young artist. Classes allow children to experience the styles and techniques used by artists, to learn art vocabulary and develop art-making skills through discussion and hands-on activities with a variety of media for drawing, painting, printmaking, sculpture, ceramics, fibers and more! Class can be repeated as each term provides new and challenging lessons for skill development and creative exploration.

All About Clay (104)

Lena Thomas, Studio 7
Saturdays, January 11 - March 28
9:30 - 11 am/12 weeks

\$170/Members: \$150

Get your hands dirty in this class while creating special works of art in clay. Try your hand at slab construction, coil building, drape molding and more.

GRADES 4 - 6

Appropriate age and grade strictly enforced.

The Art of Drawing with a Little 3-D (105)

Al Harris, Studio 4
Saturdays, January 11 - March 28
9:30 - 11 am/12 weeks

\$165/Members: \$145

Most of the projects will require drawing as a basis, along with using a variety of media to create a finished piece. Watercolors, acrylics, pastels, pencils are all examples of materials we'll use, however a few projects will be using 3-D tools and equipment to produce the product. Drawing will always be part of the process to create pieces.

Clay on the Wheel (106)

Courtney Nelson, Studio 5
Saturdays, January 11 - March 28
9:30 - 11 am/12 weeks

\$170/Members: \$150

Students will spend time learning to center the clay on the potter's wheel, open the ball and form bowls, cups and vases. Hand-building techniques will also be pursued. Pieces will be decorated using slips and high and low-fired glazes. Students should wear old clothing.

MIDDLE & HIGH SCHOOL

Appropriate age and grade strictly enforced.

Drawing and Painting (107)

David Yeider, Studio 6
Saturdays, January 11 - March 28
9 - 11:30 am/12 weeks

\$220/Members: \$200

One-on-one instruction will be provided with an emphasis on exploration of visual culture through drawing and painting mediums and subject matter. Students will be encouraged to create artwork that brings out their unique talent and creativity.

Photography (108)

Trevor Grabill, Photography Studio
Saturdays, January 11 - March 28
10 - 12:30 pm/12 weeks

\$220/Members: \$200

Explore your hometown through the lens of photography! This class focuses on working with traditional film cameras, including photo exploration, darkroom developing, and an emphasis on technique and composition. Practice outdoor landscapes, studio portraiture, and everything in between. Experienced students have access to digital editing and production, as well as alternative photo processes.

Clay on the Wheel (109)

Courtney Nelson, Studio 5
Saturdays, January 11 - March 28
12 - 2:30 pm/12 weeks

\$220/Members: \$200

Students will learn to create vessels on the potter's wheel through demonstrations of basic skills and a variety of techniques. Students may also pursue hand building. Slips and high-and low-fired glazes will be used.



KALAMAZOO INSTITUTE OF ARTS
314 South Park Street Kalamazoo MI 49007

NON-PROFIT ORG.
U.S. POSTAGE
PAID
KALAMAZOO, MI
PERMIT No. 313

KALAMAZOO INSTITUTE OF ARTS

HOLIDAY

ART SALE

**46th Annual Holiday
Sale to benefit the
Kirk Newman Art School**

Friday, Nov. 22 ▪ 5-8 pm
Saturday, Nov. 23 ▪ 9 am-3 pm

Member's Night:
Thursday, Nov. 21 ▪ 5-8 pm

SPONSORED BY
DeNooyer WILLIAMS
CHEVROLET OFFICIAL LICENSED DEALER
BIGGBY RAYMOND JAMES
COFFEE

