



WINTER 2021

KALAMAZOO INSTITUTE OF ARTS

Sightlines

SCHEDULE OF WINTER ART CLASSES

Seasons Greetings!



As the days shorten and the weather grows cooler, I am reflecting on the many things we have to be thankful for this year. In particular, I am grateful for the dedicated KIA staff who have worked tirelessly to continue to bring art and cultural resources to the community onsite and online with creativity and enthusiasm despite many challenges and obstacles. I am grateful for the knowledgeable docent corps, who are celebrating 40 years of community-wide education and thousands of exhibition tours at the KIA. For more on their history and programs of study, see the article on page 4.

I am also grateful for the devoted patrons and funders in our community and beyond who have generously supported the KIA in maintaining a solid financial footing during these perilous times. Yes, we have made budget cuts and sacrifices, but our members and annual fund contributors value our work and have kept us afloat financially. We are fortunate to benefit from the incredible generosity of local, regional and national granting institutions and foundations. Finally, I would be remiss if I didn't acknowledge with gratitude a few of our patrons who remembered us in their last wills and bequests, including former board member and collector Paul Wang. David Curl thought to gift the KIA with works from

his own personal art collection upon his passing earlier this year, and many others contributed in planned gifts. Again, we have much to be thankful for.

We celebrate the season with our annual Kirk Newman Art School Holiday Art Sale, now with virtual and in-person opportunities to fulfill your holiday shopping November 19–21. This year, we are pleased to offer personal shoppers for our patrons who would prefer to stay at home. You will not want to miss this opportunity to buy local for your family and friends while supporting emerging and experienced artists from our region.

In myriad ways, 2020 has been different from how we all imagined it would be, but the year has allowed us to focus on each other and our mission in new and meaningful ways. As we continue to offer virtual and in-person programs and classes through the close of the year, we hope you and yours will stay safe and healthy. Be reminded of the reasons you have to be grateful this year. However you decide to celebrate the winter season, may your days be filled with peace, joy, and art.

Happy Holidays,

Belinda Tate

KALAMAZOO INSTITUTE OF ARTS
314 S. Park Street
Kalamazoo, MI 49007
269-349-7775
museum@kiarts.org

EXECUTIVE DIRECTOR
Belinda A. Tate

2020-2021 BOARD OF DIRECTORS

EXECUTIVE COMMITTEE
Jack Michael, *President*
William U Parfet, *First Vice President*
Perry Wolfe, *Second Vice President*
Sabrina Pritchett-Evans, *Treasurer*
Caroline Pavone, *Secretary*
Priscilla Pedraza, *Past President*

BOARD MEMBERS
Dr. Cheryl Dickson, Bjorn Green, Kevin Jawahir, Sarah Parfet Jbara, Dr. Keith Kenter, James Liggins Jr., Karen Matson, Jack Michael, Mike Ouding, Lora Painter, William U. Parfet, Caroline Pavone, Priscilla Pedraza, Sabrina Pritchett-Evans, Philip Repp, Andy Richards, Paula Shelhamer, Robb Smalldon, David M. Thoms, Michelle Tombro Tracy, Thomas Turner, Dr. L. Marshall Washington, Jamie Williams, Perry Wolfe

The Kalamazoo Institute of Arts is accredited by the American Alliance of Museums



Publication of *Sightlines* is supported by:



On the cover:
M.P. Alladin, *Trinidad and Tobago*, 1919–1980
Las Palmas (The Palms), 1973, acrylic on canvas
OAS AMA | Art Museum of the Americas Collection

HOURS

PLEASE TAKE NOTE OF OUR TEMPORARY HOURS BELOW

MUSEUM HOURS

Friday and Saturday: 11 am–5 pm
Sunday–Thursday: CLOSED

LIBRARY HOURS

Friday and Saturday: 11 am–3 pm
Sunday–Thursday: CLOSED

GALLERY SHOP HOURS

Friday and Saturday: 11 am–5 pm
Wednesday: by appointment only
Call 269-585-9263
Ask about curbside pickup

BUSINESS OFFICES

Monday–Friday: 8 am–5 pm
by appointment only

We anticipate additional operating hours soon. Please check our website or call for an updated schedule.

KIARTS.ORG
269-349-7775

WHEN YOU ARRIVE

- » All visitors over the age of 2 are required to wear masks and maintain safe social distancing.
- » Hand sanitizer stations are available in the Museum and the Kirk Newman Art School.
- » Restrooms are monitored and cleaned with increased frequency.
- » Our coat check is currently unavailable. Please leave large items and bags at home.
- » Water fountains and some seating areas are currently not accessible.

Thank you for your support and enjoy your visit!




Gallery Shop

If you are looking for a special gift this season, the Gallery Shop is the place to be! Browse through a myriad of works from local and regional artists, including housewares, pottery, jewelry, clothing, and more.

Stay tuned for more details as we will soon offer a **double discount day** for members—coming just in time to find a perfect gift for yourself or someone special.

Stop in and see Christina. She is looking forward to seeing everyone's masked faces and helping them with their holiday needs or a little retail therapy!



Kirk Newman statues arrive at their new home

In October, we saw the Kirk Newman bronze sculptures—"When Justice and Mercy Prevail, Children May Safely Play"—return to Bronson Park. Kirk Newman served as Director of the KIA's art school from 1949 to 1978. He originally designed the sculptures of Kalamazoo children to commemorate the United States bicentennial in 1976, according to his website. It was dedicated on July 4, 1976.

Special thanks to Kirk Newman Art School Sculpture Department Head Brent Harris. He masterfully restored the statues to their original glory.

40

Docents celebrate 40 years at the KIA! RUBY ANNIVERSARY celebration

Docent (noun): a person who acts as a guide, typically on a voluntary basis, in a museum, art gallery, or zoo

Imagine a group of volunteers who spend months training and learning about art styles, tour techniques, our permanent collection, and current exhibitions. They share a passion for helping others find a deeper understanding and appreciation of art through our exhibitions. They show a great willingness to learn, with an enthusiasm to share their love of learning with our visitors, adults and children alike. Thanks to this very special group of dedicated and passionate volunteers, if you want an educational tour through our galleries and exhibitions, the Docent is your guide.

Docent highlights include:

- » In 2004, Docents gave tours to over 11,000 people for the exhibition *Millet to Matisse: 19th- and 20th-Century Master Paintings*
- » Back-to-back tours during *Chihuly in Kalamazoo* (2005)
- » Over 135 group tours during *Black Refractions: Highlights from the Studio Museum in Harlem* (2019)

Symposium, attending conferences in Milwaukee, Toronto, and Washington, DC, among other locations. They have even presented at the National Docent Symposium; in 2015, Docent Emeritus Tracy Klinesteker and Docent Frank Wolf gave a presentation on KIA Touch Art Tours. Every year the KIA Docents join others from the Muskegon Museum of Art and the Grand Rapids Art Museum for the Docent Gathering. In 2020, the MMA and GRAM Docents joined us for

David Park: A Retrospective, in which our Docents led gallery activities and tours.

You might think this is a lot of work, and you are correct; but for the Docents, this educational engagement gives them the chance to pursue a love of learning, introduces them to like-minded friends, and allows them to meet and interact with hundreds of people every year.

It all started in the 1960s when a small group of volunteers gave tours at the old Art Center. Then in 1975, Peggy Strong created the Gallery Greeters and would later teach courses on art history and various artistic mediums. In 1979, a generous donation from The Upjohn Company brought in every 5th-grade student from Kalamazoo Public Schools for a gallery tour

and a hands-on art project. This work inspired the beginning of the Docent Group, and they began a formal training program. They learned about art processes from KIA/KNAS faculty and staff, and they trained with educators from other museums, colleges, and universities.

Docents are not only local KIA ambassadors, they represent the museum both regionally and nationally. Starting in 1981, KIA Docents began attending the National Docent

The KIA currently has 42 amazing active Docents and some of them have been a part of the Docent corps for over 30 years! In a typical year, Docents give tours to thousands of people of all ages. Additionally, Docents tend to be generous with their time, and many volunteer to help at other KIA events, from Art Hop to the Holiday Art Sale and more.

Fast forward to 2020, when COVID-19 canceled plans to celebrate their 40th year of service to the KIA; but they did not lose heart. Online art study groups quickly formed, and they continued to share their love and knowledge of art with one another, anticipating new ways of docenting.

Thank you to our wonderful Docents for all you do; and some day in the future, we will celebrate your Ruby Anniversary together, as you so greatly deserve.



During a Touch Art Tour for the visually impaired, Frank Wolf leads visitors in a tactile experience of the sculpture *Nathan Hale*, 1890, by Frederick William MacMonnies, KIA permanent collection.

Truly, the Docents are an essential team at the KIA, and we couldn't accomplish our mission without them.

Please help us honor and celebrate the Docents in their 40th year!



Docent Emeritus Pat Wilcox reads a story to a school tour during the exhibition *Fantastic Rumpus*.

Honoring David Curl (1932–2020)



David Curl was a beloved member of the Kalamazoo Institute of Arts community as an active artist, a supporter of the institution, and an educator. As a dedicated Docent since 2008, he helped train every Candidate Docent group in the history and techniques of photography. Curl, a gifted photographer in his own right, sadly passed away in August 2020, but his legacy will live on at the KIA. He generously donated the funds required to upgrade the technology in the KIA Auditorium in 2018, which has allowed countless visitors to enjoy talks, films, live performances, symposia, and more. Several of his artworks are in the KIA permanent collection, and in early 2020 he gifted works from his own personal collection to the KIA. His friends in the Docent group, with whom he shared his knowledge and love of photography, have honored him by making a donation to the KIA for the purchase of an original David Curl artwork to be added to the permanent collection. **David, you will be missed.**



MEMBERSHIP: JOIN, RENEW, OR GIVE

As a KIA member you enjoy:

- » Member only discount opportunities
- » FREE admission all year
- » Member only access, days, and events as well as preferred booking for Kirk Newman Art School classes, workshops, and camps

We offer free and discounted programs, scholarships, and kids 12 and under visit for free because of the support provided by our members. **Most of all, as a member you can be proud that you are supporting a local treasure.**

We hope you will help us share the visual arts with everyone in the greater Kalamazoo community by joining, renewing, or giving the gift of membership.

ANNUAL FUND CAMPAIGN

It's our 96th year, and now more than ever your individual gifts help promote the creation and appreciation of the visual arts. We will continue to enhance our community's quality of life by providing programming typically found only at much larger art institutions.

We rely on many sources of donations to present exhibitions, unique programs, and art classes for all ages—many of them free of charge.

You make this possible!

Please consider donating this year, where your contribution is a true civic investment, allowing us to remain a place for the entire community to be transformed, fulfilled, and inspired.

Memorial/Tribute gifts are wonderful ways to honor a family member or friend.

We also invite you to consider a donation to the KIA Kirk Newman Art School Scholarship Fund. Each year we receive more requests for scholarship assistance from financially struggling adults and families.


Gifts are 100% tax-deductible

(as no goods or services are provided in exchange)

Virtual Art Fair 2020: December 4–13

We missed hosting all the wonderful artists and visitors this past summer at the 69th Annual KIA Art Fair. However, we didn't want to miss the opportunity to showcase some favorite art fair artists with the **Virtual Art Fair 2020**. Shop for that special holiday gift or treat yourself by visiting kiarts.org.

Kalamazoo
Institute of
**ARTS
FAIR**



Donald Willett, *Red #1*, 1968. Gift of Philip and Allene Dietrich, 1975/6.43

Donald Willett

Born 1928

Died 1985

Donald Willett was a dedicated abstractionist who, like many of his fellow artists, investigated the properties of paint and experimented with various painting styles. A 1957 graduate of the Cranbrook Academy of Art, a faculty member, and painting department chair from 1964 to 1968, Willett was presumably well aware of the various modes of contemporary painting in the 1950s and 1960s. Certainly, *Red #1*, 1968, crosses the boundaries of multiple mid-century explorations—geometric abstraction, hard-edge painting, op art, pop art, and post-painterly abstraction—in a skillful composition that lures viewers through layers of warm colors into the painting's cool blue center.

The geometry of concentric circles is daunting technical territory for many painters. Willett's handling of the challenge is exemplary. He further illustrated his skill by creating light and shadows atop colors that simultaneously defy logic to convey a strong energy and tension between the outer red circle and the vibrant red square background. Willett's composition recalls

the innovative "Target" paintings by Jasper Johns and Kenneth Noland from the mid-1950s into the 1960s. Both Johns and Noland challenged traditional notions of painting by conflating abstraction and representational imagery in minimalist compositions that visually pushed or extended one's perception of the picture plane. Like his counterparts, Willett investigates the spatial relationship between layers of circles and the overall expanse of the canvas. Unlike Johns and Noland, Willett embellishes his surface with light and shadows, unusual colors, dimensionality, and realism to reference the "target or bulls-eye" as both an object, and perhaps, a vessel of meaning.

Little is known about Willett's personal biography. His work is found in only a few museum collections. Thus, the KIA is fortunate to have *Red # 1*, 1968. The work employs a skillful composition of circles, vibrant coloring, and a seemingly ordinary subject, thereby challenging viewers' visual perceptions.



Soeki Irodikromo (Surinamese, 1945–), *Untitled*, 1986, oil on canvas, © OAS AMA | Art Museum of the Americas Collection. Gift of the Government of Suriname

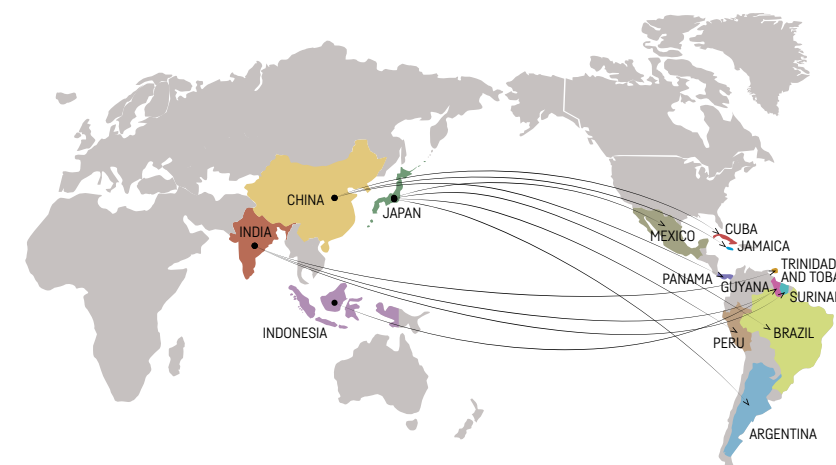
Cultural Encounters: Art of Asian Diasporas in Latin America and the Caribbean, 1945–Present

October 24, 2020 – January 17, 2021

Cultural Encounters: Art of Asian Diasporas in Latin America and the Caribbean, 1945–Present is an exhibition of work that features approximately 70 important works by Latin American and Caribbean artists of Asian heritage. The exhibition demonstrates how these works emerged from cross-directional global dialogues between the artists, their Asian cultural heritages, their Latin American or Caribbean identities, and their interaction with major artistic movements during the nineteenth and twentieth centuries. Inspired by the Art Museum of the Americas' at the Organization of the American States' permanent collection as its foundation, the exhibition features key works from their collection.

On display in the KIA's main level galleries, the exhibition includes paintings, works on paper, sculptures, installations and mixed media works by artists of the Asian diaspora, which in this presentation include China, Indonesia, India, and Japan who are from Argentina, Brazil, Cuba, Guyana, Jamaica, Mexico, Panama, Peru, Suriname, and Trinidad and Tobago. Featured artists in the exhibition include M.P. Alladin, Albert Chong,

Tikashi Fukushima, Arturo Kubotta, Soeki Irodikromo, Wifredo Lam, Manabu Mabe, Tomie Ohtake, Kazuya Sakai, Venancio Shinki, Carlos Runcie Tanaka, Eduardo Tokeshi, and Kazuo Wakabayashi among others. By considering the multiple layers of cultural exchange, assimilation, acculturation, and transculturation, *Cultural Encounters* will enhance viewer's understanding of the complex nature of modern Latin American and Caribbean societies, while also exploring a topic that has long been underrepresented in art history.



Opening December 2020

Unveiling American Genius

This long-awaited reimagining of the KIA permanent collection is an exhibition that will shed light on the ingenuity and innovation that arise from all corners of American society. *Unveiling American Genius* demonstrates our institution's commitment to an increasingly more inclusive and diverse representation of American artists within our holdings. The exhibition will explore key stories that women, African Americans, Latinx, Asian Americans, the indigenous, and other artists have told about our culture, art, and history. Within this unique long-term presentation, viewers will see abstract and contemporary works, and reflections on traditional genres of painting, such as landscapes, still lifes, and portraiture.

The exhibition is organized into three sections: Forming U.S.—People and Place, Design & Purpose, and Rediscovering Abstraction. It boldly juxtaposes unexpected with familiar works from the KIA collection. Each section includes varying stories of the American experience, reflecting different notions of American identity. This thematic presentation weaves through time, revealing how artists respond to the era and places in which they live. It also demonstrates how art can communicate similar struggles and successes of each generation. This thoughtful selection of painting, sculpture, fine craft, and mixed media works moves beyond historical boundaries, illuminating the diversity and vibrancy of a nation.



1



Working on the *Unveiling American Genius* project has been an exceptional opportunity to review the KIA's collection and recontextualize some familiar, favorite, and new works for a community that truly appreciates our museum and how art can truly enrich the lives of people from all walks of life.

— **Rehema C. Barber Williams**, Chief Curator, Kalamazoo Institute of Arts —

Opening late November/December 2020 through March 7, 2021

Modern Abstractions: Japanese Prints from the Joy and Timothy Light Collection

The year 2020 marks the 10th anniversary of the Joy Light Gallery of Asian Art. *Modern Abstractions: Japanese Prints from the Joy and Timothy Light Collection* is a celebration of our benefactors' contributions to the KIA's efforts to illuminate the significant cultural impact of the Arts of East Asia. This unique exhibition examines modern Japanese printmakers of the 1970s and 1980s to reveal abstraction as a form of artistic experimentation and a means of global conversation. Well-known printmasters like Toko Shinoda, Iwami Reika, Tesuro Sawada, and Fumio Tomita will be on view, alongside other master printmakers. Drawn from the extensive holdings of the Joy and Timothy Light Collection, these works present avant garde, dynamic, and precise techniques in Japanese printmaking, while also shedding light on a unique area of their collection. This special selection of works on paper demonstrates how printmakers in Japan were on the pulse of—and even distinguished themselves within—global dialogues and happenings/practices surrounding Abstract Art.

2




3



- 1 Marcia Wood, *Untitled (Fire)*, n.d., acrylic on canvas. Collection of the Kalamazoo Institute of Arts. Elisabeth Claire Lahti Fund purchase.
- 2 Janet Fish, *June*, 1999, oil on canvas. Collection of the Kalamazoo Institute of Arts. Gift of the Garside Family in memory of James W. and Thelma Garside.
- 3 Hung Liu, *Lady Lotus*, 2016, mixed media on panel. Collection of the Kalamazoo Institute of Arts. Joy Light East Asian Art Acquisition and Exhibition Fund purchase.

As a special preview to this exhibition, the **Michigan Festival of Sacred Music** produced the *Resonance Music Project*. Each of eight area musicians created two short compositions to works that will be part of the *Unveiling American Genius* exhibit.

Listen at mfsm.us/resonance.



Fumio Tomita (Japanese, 1934–), *Wave*, n.d., color screenprint. Courtesy of Joy and Timothy Light



Kano Masanobu (Japanese, 1625–1694), *Itsukushima Shrine*, n.d. ink, colors, and gold on paper. Joy Light East Asia Acquisitions and Exhibitions Fund, 2011.8.1

January 30 – March 21, 2021

Through the Years: Selections from the Asian Art Collection

Through the Years: Selections from the Asian Art Collection is an expanded reflection on the KIA's holdings of East Asian art collected during the past 50 years. Featuring works that span from the seventh century BCE to present day, this exhibition will highlight artworks that include Chinese painting, Japanese printmaking, decorative arts, and contemporary ceramics. Contemporary artists Arnold Chang and Sunghyun Moon, as well as renowned potter Shōji Hamada and Ukiyo-e printmaker Hiroshige Ando, are among other notable artists.

Through the Years will display some of the finest works in the museum's collection, acquired through the generosity of

private donors and the Joy Light East Asian Art Acquisition and Exhibition Fund. The growing collection of Asian art and the work of internationally renowned artists shown over the past 10 years has allowed the KIA to offer its patrons a fuller understanding of the history of art and the world around them. This dynamic display invites viewers to explore a range of themes, subjects, and the innovative use of materials. Not only will the virtuosity of these artists be evident in the works on paper, ceramics, and sculpture, but it will also reveal the vast contributions of East Asian Art to the fabric of art history.

February 6 – May 16, 2021

Framing Moments: Photography from the Kalamazoo Institute of Arts

Curated by internationally renowned author, curator, historian, and photographer Dr. Deborah Willis, Professor and Chair of the Department of Photography & Imaging at the Tisch School of the Arts at New York University, *Framing Moments* will explore what it means to make and collect photography. Culled from the Kalamazoo Institute of Arts' distinctive photography collection, ranging from the mid-19th century to the 20th century, extending to the 21st century, this presentation will explore how photographers create images that preserve moments, people, and places.

Willis states, "For the last 60 years, KIA curators attempted to build a unique collection based on the aesthetic, political, and everyday moments of their time." By focusing on the times they were

made and collected, Willis reimagines and explores what stories and moments the KIA curators were drawn to by iconic photographers such as Ansel Adams, Dawoud Bey, Matthew Brady, Sheila Pree Bright, Barbara Crane, Imogen Cunningham, Walker Evans, Dorethea Lange, Danny Lyon, Barbara Morgan, Vik Muniz, Shirin Neshat, Gordon Parks, Irving Penn, P.H. Polk, Diego Rivera, Cindy Sherman, Lorna Simpson, James VanDerZee, Edward Weston, Minor White, Garry Winogrand, Ernest Withers, Marion Post Walcott, among many others.

This seminal exhibition will feature approximately 125 photographs that juxtapose international and regional photographers who captured topographic images of iconic buildings, explored modern photographic aesthetics, and

documented pivotal moments of social change and conflict, revealing everyday life.



Diego M. Rivera (Mexican, 1886–1957), *Frida Kahlo and Emmy Lou Packard, Coyoacan, 1941*. Permanent Collection Fund Purchase, 2003.24

We are very happy to have many of your favorite programs back and, though offered virtually, you can expect the same great content, exciting speakers, and fun activities. It is easy to make a reservation by visiting kiarts.org, click RESERVE TICKETS on the home page, and follow the easy instructions. It only takes a minute and you can book numerous events at once!

NOVEMBER 2020

Tuesday, November 10

ARTbreak

Noon–1 pm


Rehema Barber, Chief Curator of the Kalamazoo Institute of Arts, discusses the upcoming permanent collection exhibition, *Unveiling American Genius*. Barber will highlight old favorites in new contexts and show a teaser of new works in the permanent collection—soon to be new favorites. *Do not miss it!*

Thursday, November 12

ARTIST TALK: Albert Chong

6:30–7:30 pm

Albert Chong, one of the artists featured in *Cultural Encounters: Art of Asian Diasporas in Latin America and the Caribbean, 1945–Present*, will host a virtual talk about his artistic practice.



About Albert Chong

Albert Chong is a contemporary artist working in the mediums of photography and installation art. His works have referenced personal mysticism, spirituality, race and identity, and numerous other topics as well as celebrating the beauty of images and objects. His work in photography sometimes utilizes found, appropriated, and familial photographs, as well as many types of objects primarily of an organic nature that serve as shamanic talismans and symbolic and referential signifiers. These works aspire to visually embed the narratives of race and ethnicity with the aesthetic whimsy required to sublimate and catalyze meaning and references. These works use analog and digital layering to create the sometimes dense, but usually simple, arrangements that infer, relate, connect, and signify the complex nature of the struggles of the displaced peoples of the Asian and African diaspora.

Albert Chong was born in Kingston, Jamaica, in 1958. He immigrated to the USA in 1977 and lived in Brooklyn, New York. He attended the School of Visual Arts in New York City and graduate school at the University of California in San Diego. He is presently professor of art at the University of Colorado in Boulder, where he teaches photography.

Chong has received various awards for his work in the visual arts. These include a 1992 individual artist fellowship from the National Endowment for the Arts and the Guggenheim Fellowship in the field of photography in 1998. His work has contributed to the discourse around race, identity, and spirituality in art and is in collections public, private, and corporate. He has been featured in publications, books, and periodicals too numerous to mention.

Albert Chong (Jamaican, b. 1958), *My Jamaican Passport with inscribed copper mat variant with beads*, 1990. Silver gelatin print courtesy of the artist.



DECEMBER 2020

Tuesday, December 8

ARTbreak

Noon–1 pm

How to Trace Your Heritage with Kim Sirmans

Sirmans will lead a discussion about the importance of discovering your family history. This program is closely connected to our current exhibition, *Cultural Encounters*. This show highlights how artists have explored their personal ties to familial and cultural backgrounds. During this ARTbreak, Sirmans will give you the tools needed to explore and learn more about your own heritage.



Tuesday, December 15

ARTbreak

Noon–1 pm

Art21 "Beijing"

Join us online to watch an episode from the newest season of *Art21!* "Amid Beijing's dizzying economic, urban, and cultural transformation, four artists respond to the region's relentless evolution with urgency and ambition, all the while contending with many centuries of Chinese cultural traditions."



DECEMBER 2020 (cont.)



Thursday, December 17
Essential Arrival: Michigan's Indian Immigrants in the 21st Century
 7 pm

Watch this fascinating virtual film screening of *Essential Arrival: Michigan's Indian Immigrants in the 21st Century*.

This film provides an in-depth look at Indian immigrants and their contribution to the U.S. For many, surprisingly little is known about who Indian immigrants are, what values drive them, and what they have to contribute to the contemporary American landscape and complicated globalized world. Interviewing experts from fields like law, sociology, and public policy, in addition to many families of Indian immigrants in Michigan, this film paints a broad and essential picture of Indian Americans.

Afterwards, there will be a Q&A with the amazing film director, Dr. Arifa Javed. "We recognize America as a 'nation of immigrants,' but that heritage is not just a matter of history: it continues to be built today."

JANUARY 2021

Tuesday, January 12
ARTbreak
 Noon-1 pm

The Anagama Kiln with Julie Devers

Are you familiar with the unique Kirk Newman Art School Anagama kiln? It is a wood fire kiln measuring more than 40 feet in length! This process dates back to the early fifth century, and you will find these kilns a rarity not only in our region, but also the nation. Join Julie Devers, Kirk Newman Art School Ceramics Instructor since 2001 and owner of Newgrange Pottery, as she explains the process and the aesthetic of wood firing. Devers will present historical context and celebrate the KNAS ceramics program, not to mention the Anagama kiln's 20th anniversary.

JANUARY 2021

Tuesday, January 19
ARTbreak
 Noon-1 pm



Brent Harris

Don't miss this rare opportunity to hear from one of the leading sculptors in Michigan, if

not globally. Sought after for his highly specialized work in clay, bronze, and other metals, Harris will discuss his work, inspiration, and artistic process. He has been working in sculpture for over 20 years, and worked on collections in New York, Chicago, and London. He serves as the Sculpture Chair at the Kirk Newman Art School.

Tuesday, January 26
ARTbreak
 Noon-1 pm



Printmaking and Pandemic with Deb Mattson

Deborah Mattson, artist and Printmaking Department Chair at the Kirk Newman

Art School, will speak on a very timely topic: Printmaking and Pandemic. This fascinating ARTbreak will explore how printmakers past and present have addressed the issues of public health and pandemics. Mattson has been printmaking for over 20 years and often turns her prints into books. She holds an MFA in printmaking from Kendall College of Art and Design and runs the studio of Gun Plain Press.

ART DETECTIVES

SATURDAYS AT 10:30 AM

This virtual program is FREE, and there are a limited number of free art supply kits available. For more information, contact MuseumEd@kiarts.org.



November 14, 2020

Join Arty Mouse, Art Detective, as he reads *Dancing Through Fields of Color*, a children's book about Helen Frankenthaler. Take a look at art and be guided through a project.

December 12, 2020

Arty Mouse, Art Detective, is saying goodbye to autumn and hello to winter! Arty will guide the group through looking at art and making a winter craft inspired by the book *Goodbye Autumn, Hello Winter* by Kenard Pak.

January 9, 2021

What kinds of magic can you create with yarn? Join Arty Mouse, Art Detective, as he reads the story *Extra Yarn* by Mac Barnett, and then create a yarn weaving using upcycled materials.



RESERVE TICKETS

KIA LIBRARY

It's that beautiful time of year when the weather gets cooler and curling up with a good book sounds divine. Visit the Meader Fine Arts Library to find a great book to enjoy this fall! Don't forget that our monthly book discussions are back. Our discussions are still on the third Wednesday of the month at 2 PM, held virtually on Zoom. All book discussions are FREE, and open to anyone that wants to participate. Check out our website for a list of upcoming book discussion titles.

Book Discussions

THIRD WEDNESDAY OF THE MONTH AT 2 PM



November 18, 2020 – *Mad Enchantment: Claude Monet and the Painting of the Water Lilies* by Ross King

Discussion leader: Denise Lisecki


Claude Monet is perhaps the world's most beloved artist, and among all his creations, the paintings of the water lilies in his garden at Giverny are most famous. Monet intended the water lilies to provide "an asylum of peaceful meditation." Yet, as Ross King reveals in his magisterial chronicle of both artist and masterpiece, these beautiful canvases belie the intense frustration Monet experienced in trying to capture the fugitive effects of light, water, and color. They also reflect the terrible personal torments Monet suffered in the last dozen years of his life. —from publisher



December 16, 2020 – *Interpreter of Maladies* by Jhumpa Lahiri

Discussion leader: to be announced

Winner of the Pulitzer Prize for fiction, this stunning debut collection unerring charts the emotional journeys of characters seeking love beyond the barriers of nations and generations. In stories that travel from India to America and back again, Lahiri speaks with universal eloquence to everyone who has ever felt like a foreigner. —from publisher



January 20, 2021 – *The Hare with Amber Eyes: A Hidden Inheritance* by Edmund de Waal

Discussion leader: Jessica Sundstrom

Edmund de Waal is a world-famous ceramicist. Having spent thirty years making beautiful pots—which are then sold, collected, and handed on—he has a particular sense of the secret lives of objects. When he inherited a collection of 264 tiny Japanese wood and ivory carvings, called netsuke, he wanted to know who had touched and held them, and how the collection had managed to survive. —from publisher

REGISTER ON OUR NEW SITE!

REGISTER

Did you know we have a new system for booking classes, joining or renewing memberships, and even reserving tickets? It only takes 60 seconds to register. Don't wait. Register today!

- » Visit kiarts.org
- » Click the RESERVE/REGISTER button
- » Once redirected to the new page, click on the word REGISTER in the upper right
- » Simply complete your contact details. (If you receive member, event, or class emails, please use that email to register.)
- » THAT'S IT! You're registered.

MEMBERS: Once you have registered online, you have access to booking classes early with the special members' rate, which will automatically be applied at checkout.

Art School Staff
 Denise Lisecki, Director
 Brian Hirt, Ceramics Chair
 Mary Whalen, Photography & Digital Media Chair

Register online at kiarts.org. If you need assistance, call 269-349-7775 ext 3101. We accept Visa, Mastercard, Discover, and American Express.

Register today to secure your place as capacity is limited in our popular courses. Have peace of mind during these unprecedented times. You can cancel up to 14 days before the class begins and receive a full refund.

We have taken extra precautions with increased frequency of cleaning, hand sanitizer is available throughout the school, and MASKS ARE REQUIRED.

Please visit kiarts.org for a full list of school policies and to register.

To keep our students and staff safe, we have instituted new safety protocols. All persons entering the KIA agree to wear a mask at all times, maintain 6 feet physical distancing, undergo a simple pre-screening process when entering the building, and use hand sanitizer before entering studios. Studios are sanitized after each class.

Member Registration Opens: November 9

Nonmember Registration Opens: November 16

Winter Term Scholarship Application Deadline: December 1

Winter Term Begins: January 9, 2021

PLEASE REGISTER AND CHECK THE CLASS SCHEDULE FOR SPECIFIC START DATES: KIARTS.ORG

CERAMICS

One-on-One Critique in Ceramics

Join Brian in a fifteen or thirty-minute discussion and critique of your work. Please have a few pieces ready to show and discuss. A critical look at your work is important for growth as an artist. Take a look at what works and what doesn't work in a nurturing and supportive discussion. Taking a close look at your work is always helpful for moving forward as is articulating your intent.

(300) 15 minutes - \$15
(301) 30 minutes - \$30

Beginning Ceramics

Both sections, Studio 7
Brian Hirt (312)
Tuesdays, January 12 - March 30
5:30-9 pm/12 weeks
OR

Courtney Nelson (313)
Thursdays, January 14 - April 1
1-4:30 pm/12 weeks
\$370/Members: \$350

A variety of clay-forming techniques will be explored in this class. Coiling, pinching, and slab-building will be demonstrated, along with an introduction to the wheel. Students will also learn about glazing and glazes. Cone 10 stoneware and Raku firings are available.



Mud in the Morning (314)

Julie Devers, Studio 5
Wednesdays, January 13 - March 31
9 am-12:30 pm/12 weeks
\$370/Members: \$350
Prerequisite: Beginning Ceramics
Start the day with this general ceramics class for all levels of clay experience. Wheel-throwing techniques are emphasized, but intermediate and advanced students may explore independent goals and interests. Forming, decorating, firing, and discussion will be covered.

Beginning Potter's Wheel

Both sections, Studio 5
Julia Brown
Wednesdays, January 13 - March 31 (315)
5:30-9 pm/12 weeks
OR
Thursdays, January 14 - April 1 (316)
1-4:30/12 weeks
\$370/Members: \$350
Prerequisite: Beginning Ceramics
This class would be beneficial for students who are new to the potter's wheel and would like to develop their throwing skills. Students will be given instruction for centering clay on the wheel. Through demonstrations and discussion, students will be taught basic forms such as cylinders, cups, bowls, and plates. Instruction on using the studio glazes and slips will highlight your thrown pots.

The Potter's Wheel: Intermediate/Advanced

Both sections, Studio 5
Tom Richards (317)
Tuesdays, January 12 - March 30
1-4:30 pm/12 weeks
OR
Tom Richards (318)
Tuesdays, January 12 - March 30
5:30-9 pm/12 weeks
\$370/Members: \$350

Prerequisite: Beginning Ceramics, Beginning Potter's Wheel
Through demonstration and discussion, this hands-on class will refine and further develop wheel-throwing skills. Trimming and wall development will be emphasized, while creating bowls, bottle and vase forms, teapots, sectional thrown pieces, lidded forms, and throwing off the hump. Cone 10 stoneware, porcelain, and Raku firings will be offered.

Exploring Raku/Alternative Firing (319)

Brian Hirt, Studio 5
Wednesdays, January 13 - March 31
1-4:30 pm/12 weeks
\$370/Members: \$350
Prerequisite: The Potter's Wheel or equivalent
Warm up by the winter Raku fire! Explore the possibilities of Raku firing as well as alternative firings, such as Blackware, Horsehair, Saggar, Obvara, and "Naked" Raku. The emphasis is on glazing, firing, and post-firing techniques. Prepare to be dazzled by the results as the class masters this type of firing.

Surface Treatments for Red Earthenware (320)

Amy Hudson, Studio 7
Thursdays, January 14 - April 1
9 am-12:30 pm/12 weeks
\$370/Members: \$350
Prerequisite: Beginning Potter's Wheel or equivalent
This class will be beneficial to students who are new to earthenware or those who want to try something new with their work. Learn different ways to incorporate textures and continue to explore various surface treatments with colored slips and terra sigillata.

Anagama (321)

Julie Devers, Studio 5
Thursdays, January 14 - April 1
5:30-9 pm/12 weeks
\$370/Members: \$350
Prerequisite: The Potter's Wheel or equivalent
Cast fate to the fire and discover the wonderful possibilities of wood-fired ceramics. Share Julie's in-depth knowledge of forming pots and sculpture for the KIA's Japanese style kiln. The class will culminate with a four-day firing in early May. This is one of our most enlightening and challenging clay classes offered.

Intermediate Hand-Building (322)

Susan McHenry, Studio 7
Wednesdays, January 13 - March 31
5:30-9 pm/12 weeks
\$370/Members: \$350
Prerequisite: Beginning Ceramics
Students can further enhance hand-building skills as we explore advanced techniques for constructing complex forms such as jars, pitchers, and stacked vessels. Demonstrations will include surface decoration techniques utilizing colored slips, inlay, sgraffito, and resists.

Look for one-day workshops highlighted in yellow.



indicates ONLINE ZOOM CLASS.

NEW: Open studio time is available ONLY during extended classroom hours.

Independent Study/Open Studio (323)

Brian Hirt, Studio 5
Mondays, January 11 - March 29
5:30-9 pm/12 weeks
\$370/Members \$350
Prerequisite: Permission of the instructor required
For the independent and somewhat skilled ceramist wishing to pursue ceramic goals. Group critiques and discussions will be required.

Hot Date Night: Ceramics (324)

Tom Richards and Julie Devers, Studios 3 and 5
Friday, February 12
6:30-9:30 pm/One day
\$95 per couple/Members: \$75 per couple
Bring your special someone and experience working on the potter's wheel. We'll turn up the heat with a Raku firing that will produce a piece to take home. It's the perfect opportunity to have creative time together, while learning something new. Couples should bring their own beverages, snacks, apron, or towel.

Anagama Online (325)

Julie Devers, Online with Zoom Pro
January 14, February 4, February 18, and March 4
1-2 pm/4 weeks
\$300/Members: \$280
This class is great for veterans of wood firing, allowing students to work from home. Discuss the aesthetics of our wood-fire kiln, loading, glazing, and the firing schedule. Then, in May, join the in-person Anagama for a four-day firing of the KIA Anagama kiln. Wood firing requires on-site participation to all aspects of the process: wood prep, kiln loading, firing, and unloading. The results are unique pots touched by flame and ash, and an unforgettable communal experience. Glazes are provided; clay and bisque firing are not included.



CREATIVE WRITING

One-on-One Writing Critique with Elissa Cahn (619)

15 minute verbal critique plus written comments - \$40
Elissa Cahn is offering manuscript review for projects five pages or fewer. The review may include feedback on aspects of fiction such as plot, conflict, point of view, setting, dialogue, voice/tone, scene, and technical concerns like sentence structure. Email your work to elissa.cahn@gmail.com for comments via Microsoft Word. The review can be by phone or Zoom call and includes follow-up questions and brainstorming. Whether you're preparing your manuscript for submission or writing just for fun, manuscript review can help you gain a clearer sense of direction in order to elevate your work.

Creative Writing/ Writing Poetry (616)

Scott Bade, Online with Zoom Pro
Tuesdays, January 12 - March 30
6:30-9 pm/12 weeks
\$240/Members: \$220
Discover how language and imagination come together to create the literary arts we are so passionate about. We will read, write, and discuss contemporary poetry, and a little prose, in a range of styles. Classes will be conducted in a workshop style with the primary focus of the class around discussion of one another's writing. Additional activities may include in-class writing activities.

Writing Memoir (617)

Joseph Gross, Online with Zoom Pro
Mondays, January 11 - March 29
6:30-9 pm/12 weeks
\$240/Members: \$220
Explore the process of creating a literary memoir from real memories and experiences. Through the examination of work by great contemporary artists and direct feedback from fellow writers, we will consider form, tone, strategies, and other tools to enrich our attempts at personal storytelling in the written word. Participants should be ready to share their work with others and respond in kind with thoughtful preparation. The instructor will provide reading materials as handouts.

Writing Fiction (618)

Elissa Cahn, Online with Zoom Pro
Thursdays, January 14 - April 1
6:30-9 pm/12 weeks
\$240/Members: \$220
The focus of this class will be on writing flash fiction, also known as micro fiction or short-short stories. Each student will submit a short piece for workshop every week, and we'll workshop "round robin" style with an eye toward the fundamental elements of fiction: plot/structure, conflict/tension, point of view, setting, dialogue, character, voice, and scene. We will also discuss readings and devote some class time to writing exercises as time allows.

DRAWING

One-on-One Critique of Drawings, Pastels, or Paintings

Experience a one-on-one critique of your drawings, pastels, or paintings with Denise Lisiecki, Director of the Kirk Newman Art School and Chair of the 2-D Department. Denise will share her knowledge and expertise along with constructive criticism and suggestions. Time may be available to ask technical questions. Denise's website is deniselisiecki.com. Time slots include:
10 am - Monday, Wednesday, or Thursday
2 pm - Monday, Wednesday, or Thursday
(900) 15 minutes - \$15
(901) 30 minutes - \$30

Drawing Basics

David Yeider, Studio 4 (902)
Tuesdays, January 12 - March 30
1-3:30 pm/12 weeks
OR
Deb Mattson, Online with Zoom Pro (903)
Wednesdays, January 13 - March 31
6:30-9 pm/12 weeks
\$240/Members: \$220
Students will pick up the pencil and learn basic drawing techniques: observational line drawing, composition and value, with a focus on black & white media. Please bring a newsprint pad and drawing pad 18"x24", and pencil types in 2H, HB, 2B, 6B.

An email message will be sent confirming your class registration(s), including a supply list and contact details, if applicable.

To keep our students and staff safe, we have instituted new safety protocols. All persons entering the KIA agree to wear a mask at all times, maintain 6 feet physical distancing, undergo a simple pre-screening process when entering the building, and use hand sanitizer before entering studios. Studios are sanitized after each class.


Drawing Basics II (904)

David Yeider, Studio 4
Thursdays, January 14 - April 1
1-3:30 pm/12 weeks
\$240/Members: \$220

Prerequisite: Beginning Drawing or equivalent

Experience expressive communication using fundamental skills to explore visual interpretation with an emphasis on variety and innovation. An array of media will be examined each class session with a variety of subject matter. Study mark-making, compositional plotting, planar value, light and shadow analysis, and further investigate the principles and elements of art and design.

Soft Pastels/Oil Pastel (905)

Mary Kenney, Online with Zoom Pro 
Tuesdays, January 12 - March 30
6:30-9 pm/12 weeks
\$240/Members: \$220

Prerequisite: Beginning Drawing or equivalent

Experience the versatile and vibrant medium of soft pastels. Explore oil pastels, a different medium that is not quite a soft pastel, not quite oil paint, and not quite a crayon. Experiment with both or your choice. Suitable for both beginners and advanced students, this course will cover technique, color, value, composition, and more.

Intro to Colored Pencil (906)

Karen Matson, Multipurpose
Saturday, January 16
9 am-4pm /One day
\$75/Members: \$55

This fun and instructive workshop will teach you entry-level techniques and practices with using waxed-based colored pencils. The primary focus will be on basic skills of burnishing, blending, tonal rendering, color mixing, and working with solvents to cover large areas with dramatic, intense colors and blends! A basic supply kit will be available for purchase (\$15) at the beginning of class.

Painting with Colored Pencils and Solvents (907)

Karen Matson, Multipurpose
Saturday, February 20
9 am-4pm/One day
\$75/Members: \$55

Love colored pencils but not the tedious, time-consuming process? Learn how to create painterly effects quickly using Prismacolor Art Stix and solvents! You'll be able to cover large areas of illustration board with dramatic intense colors...in just minutes! Photo references will be available to choose as subjects. Illustration board and a colored pencil kit (\$12) will be available for purchase at the beginning of class.

Advanced Practices with Colored Pencils (908)

Karen Matson, Multipurpose
Saturday, March 27
9 am-4pm /One day
\$70/Members: \$50

Prerequisite: Beginning Colored Pencil
Dust off those pencils and spend a day refreshing skills or challenging new ones. Students may complete a drawing already in progress, start a new one, or just reconnect with fellow colored pencil artists. A supply list will be sent upon registration.


Chase Away the Winter Blues: Drawing, Painting or Photographing in the Greenhouse (909)

Denise Lisiecki & Mary Whalen,
River Street Flowerland
Saturday, March 6
12:30-4 pm/One day
\$70/Members: \$50

Allay the winter blues by drawing, painting, or photographing beautiful plants and flowers in River Street Flowerland's greenhouse. Individual instruction will be provided. Bring materials of your choice to create your beautiful images.

PAINTING

Beginning Watercolor (910)

Susan Badger, Online with Zoom Pro 
Thursdays, January 14 - April 1
1-3:30 pm/12 weeks
\$240/Members: \$220

We will focus on the absolute basics of watercolor, and students will gain valuable information that allows them to proceed in watercolor with the confidence that comes from meaningful instruction.

Watercolor with Expression

Susan Badger, Online with Zoom Pro 
Tuesdays, January 12 - March 30 (911)
6:30-9 pm/12 weeks

OR

Susan Badger, Studio 2
Wednesdays, January 13 - March 31 (912)
1-3:30 pm/12 weeks
\$240/Members: \$220

Prerequisite: Watercolor experience

Develop and express your creativity with techniques including wet into wet, color mingling, and layered transparent washes. Composition, simplification of shape, color, and value will also be explored.

Enjoying Transparent Watercolor (913)

Don Marek, Studio 2
Thursdays, January 14 - March 25
1:30-4:30 pm/11 weeks
\$260/Members: \$240

Prerequisite: Beginning Drawing

Enjoy painting looser watercolors with weekly demonstrations exemplifying wet-in-wet, layering, clear values, refined shapes, rich colors, and compositional techniques. Bring watercolor materials to the first class.

Intermediate and Advanced Watercolor (914)

Denise Lisiecki, Studio 2
Tuesdays, January 12 - March 30
10 am-12:30 pm/12 weeks
\$240/Members: \$220

Prerequisite: Watercolor experience

Experienced painters will explore the next level by concentrating on composition, color and subject matter. Painters will be individually guided. Please bring your materials and subject matter to class.

Look for one-day workshops highlighted in yellow.



indicates ONLINE ZOOM CLASS.

NEW: Open studio time is available ONLY during extended classroom hours.



Oil and Acrylic Painting

Kenneth Freed, Studio 6
Mondays, January 11-March 29 (915)
6:30-9 pm/12 weeks

OR
Wednesdays, January 13-March 31 (916)
1-3:30 pm/12 weeks
\$240/Members: \$220

Prerequisite: Beginning Drawing

Explore oil or acrylic painting from alla prima painting to layered techniques involving underpainting and overpainting. All styles, directions, and content encouraged. Bring whatever painting materials you have.

Encaustics Techniques; Photo Transfers & Painting (813)

Mary Whalen, Studio 6
Saturdays, February 6-27
1-4:30 pm/4 weeks
\$195/Members: \$175

Learn the basics of working with this ancient process. The encaustic medium will be used in combination with photographs, photo transfers, and collage techniques. Learn various techniques for adding color. Use layering of color with pigment sticks and the encaustic medium to create transparency and depth to the imagery. Equipment, paint, medium, and brushes will be supplied for the class.

FIBER

One-on-One Critique in Fiber

What would Gretchen do? Experience a one-on-one critique of your fiber art with Gretchen Huggett. Gretchen will share her knowledge and expertise along with constructive criticism and suggestions. Time may be available to ask technical questions. Gretchen's email is ghuggett@aol.com
(510) 15 minutes - \$15
(511) 30 minutes - \$30

One-on-One Critique in Dyeing

What would Rita do? Experience a one-on-one critique with Rita Petteys. Subject matter includes several techniques related to dyeing with acid dyes and procion MX fiber reactive dyes; dyeing yarn, fiber, fabric, and clothing; color theory and color mixing; and fiber arts techniques related to Arashi Shobori, Itajime Shobori, and Ori Nui Shobori. Topics related to Natural Dyeing are not available.
(512) 15 minutes - \$15
(513) 30 minutes - \$30

Floor Loom Weaving

Gretchen Huggett, Weaving Studio
Thursdays, January 14 - March 25
1-4:30 pm/11 weeks (514)
OR
5:30-9 pm/11 weeks (515)
\$330/Members: \$310

Learn to weave using four- and eight-shaft floor looms with process and design (beginner), new patterns and techniques (advanced), exploring areas of personal interest. Weaving design software is available to learn structure and design principles.

Rug Hooking - Beginning and Continuing Study (516)

Martha Rosenfeld, Studio 2
Thursdays, January 14 - March 18
6:30-9 pm/10 weeks
\$250/Members: \$230


This course is for beginners as well as those with some rug hooking experience. Beginners will make a hand-hooked rug using a rug frame and wool fabric. Get an overview of methods and create a small hooked mat. Bring a tote bag and scissors to the first class; other tools and materials will be provided. Continuing students will design their own original hooked rug pattern, with guidance from the instructor. Linen for pattern making and a limited amount of wool for hooking are included.

Plying (517)

Emily Wohlscheid, Online with Zoom Pro 
Wednesdays, January 13 - February 10
10-11:30 am/5 weeks
\$80/Members: \$60

This in-depth demonstration-style virtual class will start by reviewing various ways 2- and 3-ply yarns can be created. We will also create cabled and crepe yarns before exploring some of their variations. Other multi-ply effect yarn techniques like boucle, auto-wrap, and coil yarns may also be covered.

Intro to the Drop Spindle (518)

Emily Wohlscheid, Online with Zoom Pro 
Wednesday, February 17
10 am - 12:30 pm/One day
\$40/Members: \$20

Whether spinning has just piqued your interest or you've mastered the wheel and want something more portable, the drop spindle offers a simple, affordable, and compact tool for creating handspun yarn. In addition to the basics of spinning and plying on a drop spindle, students will be introduced to how weight, size, and design all have an impact on choosing a spindle.

Spinning (519)

Emily Wohlscheid, Weaving Studio
Wednesdays, February 24 - March 24
9 am-11:30 am/5 weeks
\$155/Members: \$135

Beginners will learn the basics including spinning, plying, and setting their finished yarns. Intermediate/advanced students will further their practice through demonstrations and exercises to aid in consistency, ply structure, custom blending, and more. Wheels may be reserved at the time of registration. All materials provided.

An email message will be sent confirming your class registration(s), including a supply list and contact details, if applicable.



To keep our students and staff safe, we have instituted new safety protocols. All persons entering the KIA agree to wear a mask at all times, maintain 6 feet physical distancing, undergo a simple pre-screening process when entering the building, and use hand sanitizer before entering studios. Studios are sanitized after each class.

GLASS

Beginning Fused Glass (450)

Mike Ouding, Studio 6
Thursdays, January 14 – March 18
6:30 – 9 pm/10 weeks
\$250/Members: \$230
Students will learn how to select, cut, and grind glass while designing unique pieces of art. Projects will include sun catchers, nightlights, and a small slumped bowl. All materials and tools included. Additional materials available for purchase as needed.

Bowl and Sun Catcher Kiln-Fused Glass (451)

Linda Kekic, Studio 6
Saturday, March 13
12–5 pm/One day
\$75/Members \$55
Explore kiln-fused glass art! Make a 5” or 4”x6” slumped bowl and a window hanging sun catcher using beautiful transparent and opaque glass, frit, confetti and stringer. Learn to cut, grind saw, design and create. All materials and tools included. Additional materials available for purchase as needed.

JEWELRY AND METAL

Beginning and Intermediate Jewelry (700)

Danny Giancaspro, Jewelry Studio
Mondays, January 11 – March 22
5–8 pm/11 weeks
\$295/Members: \$275
Learn the basics of handcrafting jewelry. Through demonstrations and discussions, become familiar with layout, piercing, filing, texturing, basic roller embossing, soldering, forming, finishing, and polishing. With practice, gain knowledge and confidence in jewelry-making skills. There will be no open studio time except during your extended class hours. All materials provided with additional available for purchase.

Independent Study

Amelia Falk Wagner, Jewelry Studio (701)
Thursdays, January 14 – March 25
6–9 pm/11 weeks
OR
Danny Giancaspro, Jewelry Studio (702)
Saturdays, January 16 – March 27
11 am–2 pm/11 weeks
\$295/Members: \$275
Prerequisite: Beginning Jewelry or equivalent
This self-directed course provides experienced students with studio access and the guidance and supervision of an instructor. Students will be provided demonstrations and individual support to see past projects to completion and work through new designs. There will be no open studio time except during your extended class hours. Some materials are provided with additional materials available for purchase.

Casting (703)

Amelia Falk Wagner, Jewelry Studio
Tuesdays, January 12 – March 23
6–9 pm/11 weeks
\$305/Members: \$285
Prerequisite: Beginning Jewelry or equivalent/basic finishing skills
Explore the art of casting by bringing your design process to the next level and the avenues of casting. Experience different types of wax and natural substances used in lost wax casting and explore free form casting techniques. There will be no open studio time except during your extended class hours. Bronze is provided for casting with sterling silver available for purchase.

Piercing, Patina, & Pattern (704)

Emily Wohlscheid, Jewelry Studio
Wednesdays, March 3–24
12–2:30pm/4 weeks
\$115/Members: \$95
Learn the basics of sawing and finishing for beginners with helpful tips and upgrade recommendations for more advanced students. Exciting surface design techniques and the use of our facilities offer advantages whether you are a beginner or need a studio for inspiration. There will be no open studio time outside class hours. Some materials provided with additional available for purchase.

Lapidary Basics & Beyond (705)

Dawn Coeur, Jewelry Studio
Wednesdays, January 13 – March 24
6:30–9 pm /11 weeks
\$265/Members: \$245
Beginning students will be introduced to cutting, grinding, and polishing stone slabs into a variety of shapes, including calibrated and free-form cabochons. Students with previous lapidary experience can practice and refine their technique. There will be no open studio time outside class hours. Some materials provided with additional available for purchase.

Silver Etching (706)

Linda Kekic, Jewelry Studio
Friday, January 22
1–4 pm/One day
\$65/Members: \$45
Learn how to etch sterling silver and transfer designs to be etched on sterling silver. Etchings may then be highlighted with a patina. From the pieces you create, you can make earrings and/or a pendant. All tools and materials will be provided with additional materials available for purchase.

Stacking Rings (707)

Linda Kekic, Jewelry Studio
Friday, February 19
1–4 pm/One day
\$60/Members: \$40
Prerequisite: Beginning Jewelry or equivalent
Texture, size, and solder three stacking rings! Make one ring with sterling silver and two with copper, brass, or bronze. You will learn how to solder a small bezel cup on one stacking ring and bezel set with a small stone. Materials will be provided with additional materials available for purchase.

PMC – Precious Metal Clay/Fine Silver, Sterling Silver, and Bronze (708)

Linda Kekic, Jewelry Studio
Friday, March 19
12–4 pm/One day
\$100/Members: \$80
Explore metal clay and make a variety of beautiful jewelry pieces. Create several items including earrings, pendants, beads, charms, and embellishments that will be kiln fired. Learn how to set a small Cubic Zirconia in the clay. All materials will be provided with additional available for purchase.

Look for one-day workshops highlighted in yellow.



indicates ONLINE ZOOM CLASS.

NEW: Open studio time is available ONLY during extended classroom hours.

Layering Metals (709)

Emily Wohlscheid, Online with Zoom Pro
Wednesdays, January 13 – 27
1–2:30 pm, 3 weeks
\$55/Members: \$35
Utilizing layers in jewelry and metal-smithing creates flexibility to create impactful designs. In this demonstration-style class, explore different techniques for layering in our designs, including other materials, mixed metals, texture, piercing, rivets, and soldering. Students will be presented with visual inspiration each week with guidance for creating their own layered designs.

Designing with Tabs (710)

Emily Wohlscheid, Online with Zoom Pro
Wednesdays, February 10 – 24
1–2:30 pm, 3 weeks
\$55/Members: \$35
Tabs are a versatile and accessible technique in jewelry and metalsmithing. In this demonstration-style class, students will be guided through several fabrication methods for creating tabs without the use for a torch. Tab applications will include stone settings, hollow forms, and simple hinges. Students will be presented with visual inspiration each week with guidance for designing their own works utilizing tabs.

Bezels (711)

Lauren Tripp, Online with Zoom Pro
Thursdays, January 14 – February 18
10:30 am–12 pm, 6 weeks
\$90/Members: \$70
Join Lauren in this demo-style class to go over the dos and don'ts of the elusive bezel. This class is for anyone looking for everything from tips to improve their bezels, advice for strange shapes, or inspiration. Students can work along with the demos or follow along and take advantage of the re-watch to practice independently. Demonstrations will be catered to students' needs/questions.

Earring Geometry (712)

Emily Wohlscheid, Online with Zoom Pro
Friday, February 12
6–7pm, One day
\$35/Members: \$15
This workshop utilizes minimal tools and jewelry wire to create simple and impactful designs. Students will be introduced to wire working to create geometric hoops, custom earwires, and dangling focals using basic plier sets. Incorporating beads and found objects will also be covered.

Keum-Boo (713)

Lauren Tripp, Online with Zoom Pro
Saturday, March 13
11 am–12:30 pm/One day
\$85/Members: \$65
Keum-Boo is a technique used to apply thin sheets of gold to silver. Learn how to apply Keum-Boo foil to a fine silver sheet using easily accessible household items. **Deadline for sign-up is March 1.** Supply kits will be shipped the week of March 7. Tools student must provide: solid surface hot plate, two glass jars, tweezers, and an agate burnisher.

PHOTOGRAPHY & DIGITAL MEDIA

One-on-One Critique in Photography

Mary Whalen is offering a portfolio/project critique with a creative direction. You will submit your portfolio of 10-24 images for review prior to the session. These can be certain images, a project idea, or a series for a variety of criteria. The photographic technique, printing technique, content overview, subject matter, series continuity, and concept clarity are topics we can discuss together and answer questions you may have about your work.
(800) 15 minutes – \$15
(801) 30 minutes – \$30

Fundamentals of Photography

Corinne Satterlee, Online with Zoom Pro
Tuesdays, January 12 – February 16 (802)
10–11 am/6 weeks
OR
Wednesdays, February 17 – March 24 (803)
7–8 pm/6 weeks
\$70/Members: \$50
Take control of photography! Corinne will help students go beyond the camera's Auto mode and master the fundamentals of photography. Basic photographic concepts on exposure control and composition are explored, helping you to communicate your unique voice with images. Mastering the technical functions of the camera creates better photos. Understanding camera controls can change everything in your picture making.

Photoshop/Advanced Techniques I (804)

Kelly Walkotten, Online with Zoom Pro
Thursdays, January 28 – February 11
6–8 pm/3 weeks
\$65/Members: \$45
Prerequisite: A basic knowledge of Photoshop or Lightroom. Photoshop installed on your computer.
Take photo editing to the next level by learning how to retouch and enhance a portrait, still life, or landscape. Learn to blur the background, color correct, understand the use of layers, and more.

Photoshop/Advanced Techniques II (805)

Kelly Walkotten, Online with Zoom Pro
Thursdays, March 4–18
6–8 pm/3 weeks
\$65/Members: \$45
Prerequisite: A basic knowledge of Photoshop or Lightroom. Photoshop installed on your computer.
Learn to change backgrounds, use selective color, and add text with effects. Learn about overlays and “what, when, and how” to sharpen, adding to a strong, skilled Photoshop toolkit.

Photoshop/Advanced Techniques III (806)

Kelly Walkotten, Online with Zoom Pro
Thursdays, March 11–25
10 am–noon/3 weeks
\$65/Members: \$45
Prerequisite: A basic knowledge of Photoshop or Lightroom. Photoshop installed on your computer.
In this final installment of advanced Photoshop techniques, explore various ways to enhance photos creating a unique personal style. The instructor will share her expertise about how to output for print on inkjet papers to best suit your images.


An email message will be sent confirming your class registration(s), including a supply list and contact details, if applicable.

To keep our students and staff safe, we have instituted new safety protocols. All persons entering the KIA agree to wear a mask at all times, maintain 6 feet physical distancing, undergo a simple pre-screening process when entering the building, and use hand sanitizer before entering studios. Studios are sanitized after each class.

Intro to Lightroom (807)
Mary Whalen, Online with Zoom Pro 
Mondays, February 1-22
7-8:30 pm/4 weeks
\$70/Members: \$50

Prerequisite: Adobe Lightroom software installed on your computer

Learn to import images from a memory card, camera, or folder into the Lightroom catalog to create keywords and ratings. Use the basic photo adjustment tools to enhance your images. Leave this class knowing a logical workflow from import into Lightroom to export for the web, email, or print.

Introduction to Lighting (808)
Amelia Falk Wagner, Online with Zoom Pro 
Wednesdays, February 3 - March 10
6:30-8 pm/6 weeks
\$90/Members: \$70

Prerequisite: A camera capable of manual exposure and familiarity with the camera controls

The instructor will cover the fundamentals of studio lighting, including: strobes, handheld flash units, metering, reflectors, gels, and more. Learn how to set up a home lighting studio for the most effective results. Demonstrations will include setting up the studio lights for photographing portraits, environments, and tabletop still life.

Black-and-White Darkroom
Mary Whalen, Photo Darkroom
Mondays, January 11 - March 15 (809)
11 am-2 pm/10 weeks
OR
Tuesdays, January 12 - March 16 (810)
6-9 pm/10 weeks
\$265/Members: \$245

Learn how to develop film and print black-and-white photographs. Through demonstrations and supervised printing sessions, participants will learn film and print development, how to control print contrast, and special darkroom techniques. This class is a perfect opportunity to print your special black-and-white negatives from the family archives. Students must provide their own film and paper for the class. Darkroom chemicals and equipment are provided.

Alternative Photo Process/Cyanotypes (811)

Mary Whalen, Darkroom and Computer Lab
Saturdays, January 16-30
1-4 pm/3 weeks

\$135/Members: \$115

Prerequisite: A basic knowledge of Photoshop is helpful.

Start off coating paper with cyanotype chemistry and making photograms using botanicals and objects. Move to the computer lab to generate digital negatives to print on our freshly coated cyanotype paper. This digital negative-making technique can be used for most alternative printing processes, blending digital technology with hands-on printing.

**Alternative Photo Process/
Gum Bichromate (812)**

Dave Jones, Darkroom and Computer Lab
Thursdays, January 14 - March 18
6-9 pm/10 weeks

\$290/Members: \$270

Prerequisite: A basic knowledge of Photoshop is helpful.

This is a class for those who love to make handmade prints. Gum bichromate printing is a 19th-century color photo process with many applications. Learn to produce digital negatives from digital files, color slides, or film. This digital negative-making technique can be used for most alternative printing processes, blending digital technology with hands-on printing.

**Encaustics Techniques; Photo Transfers
& Painting (813)**

Mary Whalen, Studio 6
Saturdays, February 6-27
1-4:30 pm/4 weeks

\$195/Members: \$175

Learn the basics of working with this ancient process. The encaustic medium will be used in combination with photographs, photo transfers, and collage techniques. Learn various techniques for adding color. Use layering of color with pigment sticks and the encaustic medium to create transparency and depth to the imagery. Equipment, paint, medium, and brushes will be supplied for the class.

PRINTMAKING

Beginning Printmaking

Deborah Mattson, Print Studio
Wednesdays, January 13 - March 31 (750)
1-4:30 pm/12 weeks

OR

Thursdays, January 14 - April 1 (751)

5:30-9 pm/12 weeks

\$265/Members: \$245

Survey printmaking methods and techniques exploring the history and practice of printmaking. Projects range from carving stamps and blocks to intaglio and simple lithography. Students will be able to focus on one or more favorite methods to complete printmaking projects of their choice.

Intermediate Printmaking

Deborah Mattson, Print Studio
Wednesdays, January 13 - March 31 (752)
1-4:30 pm/12 weeks

OR

Thursday, January 14 - April 1 (753)

5:30-9 pm/12 weeks

\$265/Members: \$245

Prerequisite: Beginning Printmaking
Further develop your printmaking skills while investigating the possibilities that printmaking processes offer. Etching, multicolor printing, registration systems, and printing of editions will be covered. Bring previous prints, work-in-progress, sketches, and ideas to the first class.

Intro to Lithography (754)

Don Dombrowski, Print Studio
Wednesdays, January 13 - March 31
5:30-9 pm /12 weeks

\$265/Members: \$245

Prerequisite: Beginning Drawing or equivalent

Participants will discover their drawings coming to life as reproducible prints. Focus on Pronto plate printing, one of the easiest and fastest printing processes. This course will also cover the more traditional lithographic media of aluminum plates and stones. Step-by-step instructions will take you through the basics of plate preparation and press operation. Enjoy drawing and printing your own image with the potential of creating an edition of your own prints.

Look for one-day workshops highlighted in yellow.



indicates ONLINE ZOOM CLASS.

NEW: Open studio time is available ONLY during extended classroom hours.

Screen Printing Basics (755)

Caitlyn Pelfresne, Print Studio
Tuesdays, February 23 - March 30
5:30-9 pm/6 weeks
\$145/Members: \$125

Learn the basics of screen-printing or develop your skills into multilayer prints. Sessions include small group instruction and plenty of work-time in the studio. You can use paper or fabric to make your own prints, cards, posters, or gifts. Bring drawings, photos, works-in-progress, or ideas to the first class.

Block Printing (756)

Trevor Grabill, Print Studio
Mondays, January 11 - March 29
5:30-9 pm/12 weeks
\$265/Members: \$245

Printing carved blocks is one of the oldest, simplest, and most versatile tools for reproducing art. Develop your relief-printing skills in this class for beginners to advanced printmakers. Learn the ins and outs of carving and printing linoleum and woodblocks; benefit from the KIA's well-stocked collection of tools and equipment. Discuss your work in a community of like-minded makers. Please bring drawings or reference photos to the first class.

Valentines & Palentines (757)

Caitlyn Pelfresne, Print Studio
Saturday, January 30
1-5 pm/One day
\$60/Members: \$40

Get ready for Valentine's Day by making greetings for loved ones and friends! Mix pre-designed images and text to create Valentine cards that you have silkscreened yourself. This "make & take" workshop is a great introduction to the art of silkscreen.

Simple Bookmaking (758)

Deborah Mattson, Online with Zoom Pro 
Tuesdays, January 12 - March 30
1-3pm/12 weeks
\$200/Members: \$180

You will learn a variety of simple bookmaking techniques including single-sheet folded forms and simple stitched and bound books. Imagine being able to make your own custom journals and sketchbooks! A supply list will be sent when you register. Most of the supplies will be simple household tools and some recycled materials.

Printmaking at Home (759)

Deborah Mattson, Online with Zoom Pro 
Thursday, January 14 - April 1
1-3 pm, 12 weeks
\$200/Members: \$180

You will learn a variety of printmaking techniques that can be done at home using supplies you may already have at hand. Projects will include stamping, eraser carving, gel plates, kitchen lithography, and more. Have fun using your printmaking skills to enhance all kinds of surfaces! You will be sent a supply list when you register for the class.

VISITING ARTIST DANIELLE WYCKOFF

Danielle Wyckoff is an Associate Professor of Drawing and Printmaking at Kendall College of Art and Design. Her work, which includes works on paper, installations, and performances, is exhibited nationally and internationally. Workshop participants will be able to view her collaborative work, The Reproductive Media Mobile Zine Library. Danielle's website is daniellewyckoff.com.

Zine Workshop! (760)

VA, Danielle Wyckoff, Print Studio
Saturday, March 27
1-4 pm/One day
\$90/Members: \$70

Do you have something you want to share? Make a zine! A zine is a self-published booklet that often covers a single topic with the purpose of sharing information. Zine is short for magazine, and typically these small texts are fun to make, inexpensive to produce, and easy to distribute. Learn more about zines, view several examples, and make your own. Students should bring information to be shared! Upon registration, Danielle will reach out about generating ideas for zine topics.

Professional Practices for Artists: Finding Artists' Opportunities (761)

VA, Danielle Wyckoff, Multipurpose Room
Saturday, April 10
1-4 pm/One day
\$90/Members: \$70

Dive into some tactics for finding opportunities as well as reviewing some of the common documents and items needed to apply. Come to this class prepared to meet fellow artists, brainstorm, and receive solid information about the first steps in developing your career in the arts. Students may bring any professional documents they've created for peer review or one-on-one feedback from Danielle.

An email message will be sent confirming your class registration(s), including a supply list and contact details, if applicable.

To keep our students and staff safe, we have instituted new safety protocols. All persons entering the KIA agree to wear a mask at all times, maintain 6 feet physical distancing, undergo a simple pre-screening process when entering the building, and use hand sanitizer before entering studios. Studios are sanitized after each class.

SCULPTURE

One-on-One Critique in Sculpture

Our interactive online sessions offer an opportunity to work with professional artist Brent Harris, who will help you with your creative needs. Whether it's seeking creative input to get out of a rut, analyzing your work and improving technique, or deciding how to move your sculpture to the next level, these critiques can offer new insight and help you grow as an artist.

During the sessions, photos of your work or actual work can be viewed to engage discussion in topics such as troubleshooting technical skills (welding technique, finishing), design ideas, build a portfolio, market yourself as an artist, create a home workspace, and work from home with limited resources and still be creative.

(400) 15 minutes - \$15
(401) 30 minutes - \$30

Welded Metal Sculpture (410)

Brent Harris, Studio 1
Wednesdays, January 13 - March 31
3-5:30 pm/12 weeks
\$275/Members: \$255

We will work sculptural concepts from the drawing board to the scale model in steel. Students will learn the history of metal sculpture, basic metal fabrication techniques, and how to safely use the equipment. Welding gloves/mask and appropriate safe clothing required. Welding helmets are highly recommended. No prior experience necessary.

Advanced Mixed Media/Fabrication (411)

Brent Harris, Studio 1
Mondays, January 11 - March 29
10 am-12:30 pm/12 weeks
\$275/Members: \$255

Prerequisite: *Beginning welding or instructor approval*

Students will learn to combine different materials such as steel, wood, stone as well as found and cast objects to create successful mixed-media sculptures. Advanced metal fabrication techniques will be taught. Students are encouraged to think creatively. Class discussion and student critiques will help develop new ways of thinking.

Figure Sculpture (412)

Brent Harris, Studio 1
Thursdays, January 14 - April 1
6:30-9 pm/12 weeks
\$285/Members: \$265

Telling stories through human form and expression. Using live models, students will learn to sculpt full body compositions as well as portrait busts. Emphasis will be on form and anatomy.

Welded Metal Sculpture/Independent Study (413)

Eric Pott, Studio 1
Wednesdays, January 13 - March 31
6:30-9 pm/12 weeks
\$275/Members: \$255

Prerequisite: *Permission of the instructor is required.*

This class is for the self-directed student who wants to expand their skill sets and enhance their abilities in metal sculpture. Students must be familiar with the safe use and operation of the equipment in the studio. Students will provide their own approved material. Problem solving and techniques will be the focus of the class.

Sculpture Foundations (414)

Jose Velarde-Chan, Studio 1
Tuesdays, January 12 - March 30
6:30-9 pm/12 weeks
\$275/Members: \$255

Designed for those who want to develop skills and understanding before embarking in the world of sculpture. In this course students will explore a variety of foundational methods such as design, mold making, welding, mixed-media assemblage, and figure sculpture in clay. This class is open to beginners or to anyone looking to expand their skills in all areas of sculpture.

Intro to Ceramic Sculpture (415)

Courtney Nelson, Studio 1
Mondays, January 11 - March 29
6:30-9 pm/12 weeks
\$275/Members: \$255

Learn and explore the fundamentals of working sculptural in clay. In this class we will explore multiple methods of building ceramic sculptures and how to choose which technique is best for you. We will go over the core processes of working with clay and the basics of alternative finishes to learn how best to create a sculpture from start to finish.

WELLNESS

Yoga (600)

Patra Ryder, Auditorium
Tuesdays, January 12 - March 30
5:15-6:15 pm/12 weeks
\$105/Members: \$85

Patra's yoga class will be an eclectic style of yoga designed for all levels. She will guide you through your practice with flow movements, static poses, breathing techniques, and meditative relaxation. Yoga helps with flexibility, strength, and often can help with metabolic functions. Wear comfortable clothes and bring a yoga mat. Enjoy Petra's 15 years of yoga teaching experience. Gallery admission for twelve weeks is included.

Tai Chi (601)

Ed Kehoe, Auditorium
Wednesdays, January 13 - March 31
12:15-1 pm/6 weeks
\$90/Members: \$70

Learn stress-relieving practices to identify and process forces of tension and negativity. Balance, flexibility, stamina, and circulation are improved through a series of slow motion, non-strenuous movements using focus and concentration. Tai Chi is safe for all ages and fitness levels. Please wear comfortable, non-restrictive clothing and comfortable, flat-soled shoes. Gallery admission for six weeks is included.

An email message will be sent confirming your class registration(s), including a supply list and contact details, if applicable.

Tuition for the children's and teen classes has been reduced through the generosity of John and Rosemary Brown.

All materials are provided.

Appropriate age and grade are strictly enforced.

GRADES 1-3

Art Expression (174)

Stephanie Teegardin, Studio 2
Saturdays, January 9 - March 27
9:30-11 am/12 weeks
\$165/Members: \$145

Experience a fun introduction to the wonderful world of art for the naturally curious and creative young artist. Weekly classes allow children to experience the styles and techniques used by artists, learn art vocabulary, and develop art-making skills through discussion and hands-on activities with a variety of media for drawing, painting, printmaking, sculpture, ceramics, fibers, and more! The class can be repeated as each term provides new and challenging lessons for skill development and creative exploration.

All About Clay (175)

Lindsay Merkel, Studio 7
Saturdays, January 9 - March 27
9:30-11 am/12 weeks
\$170/Members: \$150

This class is all about getting your hands dirty while creating special works of art in clay. Try your hand at slab construction, coil building, drape molding, and more.



GRADES 4-6

The Art of Drawing (176)

Al Harris, Studio 4
Saturdays, January 9 - March 27
9:30-11 am/12 weeks
\$165/Members: \$145

While continually building on the concept of seeing as the most important tool for drawing, this class will explore the elements of drawing through a variety of media. Each class will be devoted to a deeper understanding of drawing techniques.

Clay on the Wheel (177)


Courtney Nelson, Studio 5
Saturdays, January 9 - March 27
9:30-11 am/12 weeks
\$170/Members: \$150

Students will spend time learning to center the clay on the potter's wheel, open the ball, and form bowls, cups, and vases. Hand-building techniques will also be pursued. Pieces will be decorated using slips and high- and low-fired glazes. Students should wear old clothing. Students will be encouraged to create artwork that brings out their unique talent and creativity.

Art Camp Kits

Experience the fun of Art Camp conveniently in your home with themed kits that include supplies and step-by-step directions for making your own projects. These kits have been inspired by our permanent collection to include artist fact sheets, art terms, and other educational components, as well as everything you need for fun art activities.

Visit kiarts.org or call 269-349-7775 for more information.



MIDDLE & HIGH SCHOOL

Drawing and Painting (178)

David Yeider, Studio 6
Saturdays, January 9 - March 27
9-11:30 am/12 weeks
\$220/Members: \$200

One-on-one instruction will be provided with an emphasis on the exploration of visual culture through drawing and painting mediums and subject matter. Students will be encouraged to create artwork that brings out their unique talent and creativity.

Photography (179)

Trevor Grabill, Photography Studio
Saturdays, January 9 - March 27
10 am-12:30 pm/12 weeks
\$220/Members: \$200

Beginning students shoot, develop, and print film photos in the KIA's well-equipped traditional darkroom, mastering the basics of photography's history, as well as fundamentals of composition and design. Cameras and film are provided. Additional instruction in digital photography and editing is available on request. Experienced students have access to in-depth instruction, one-on-one critiques, and portfolio building.

Clay on the Wheel (180)

Courtney Nelson, Studio 5
Saturdays, January 9 - March 27
Noon-2:30 pm/12 weeks
\$220/Members: \$200

Students will learn to create vessels on the potter's wheel through demonstrations of basic skills and a variety of techniques. Students may also pursue hand building. Slips and high- and low-fired glazes will be used.



Spring Break Art Camp

GRADES 1-5

March 29-April 2, 2021

Further registration details coming soon. Visit kiarts.org for more information.



KALAMAZOO INSTITUTE OF ARTS
314 South Park Street, Kalamazoo MI 49007

KALAMAZOO INSTITUTE OF ARTS

HOLIDAY
ART
SALE

Our
47th Annual
Holiday Sale
to benefit the
Kirk Newman
Art School
is
ON!

Thursday, November 19 | 11 am – 8 pm | MEMBERS ONLY

Friday, November 20 | 11 am – 8 pm

Saturday, November 21 | 9 am – 4 pm

NEW THIS YEAR

[RESERVE MY TIME NOW](#)

 In order to ensure safe physical distancing and crowd-free shopping, you **MUST** reserve your time to shop at kiarts.org.

PERSONAL SHOPPER [FEE APPLIES]

SHOP FROM THE COMFORT OF YOUR HOME! If you don't feel comfortable shopping in person, we can provide a personal shopper—by appointment only at kiarts.org—to take you on a VIRTUAL REAL-TIME TOUR of the sale.

VIRTUAL SALE | November 9 through December 21, 2020

Select works by your favorite artists are available for purchase at kiarts.org.